



## About Us

Commencing its business activity in 1986, **ELKOMSAN** has been active in the fields of Electronics, White Goods, Lighting Luminaires and Cabinet & Enclosure Components' Industries. Since then, ELKOMSAN had worked together and carried out important projects with the leading brand names and companies in these fields in Turkey and the world.

**ELKOMSAN** Manufacturing Plant equipped with the latest technologies is located in Istanbul, Sancaktepe on covered area of 7.500 m<sup>2</sup>. All production facilities; plastic injection, zinc-die injection, metal cutting and bending processes, design and manufacturing of moulds are fulfilled at its own facility.

**ELKOMSAN**, aiming to manufacture innovative, reliable and high quality new range of products has been continuing its investment. To satisfy all their demands of its business partners and the employees, **ELKOMSAN** has obtained international certificates of quality management ISO 9001, ISO 14001, OHSAS 18001 and national and international quality standard certificates.

We will continue to stand by our products and words with **ELKOMSAN** brand name. Our values, character, highly qualified and experienced work force make us "reliable business partner" in the field of Cabinet and Enclosure Components, and we will carry it forward every day as our main principle.



## Quality Policy

Care for research and development with notion of “developing products for tomorrow not today”, closely follow the technology, expectations, and be ready to meet them in a timely manner,

Meet demands of our customers; using materials and workmanship in compliance with high national and international quality standards, reliable design that facilitates usage, and highly effective products,

Establish direct contact with customers, suppliers, employees, and end-users of our products, and continually develop and renew them in line with feedback and expectations,

Being faithful to principles of honesty, transparency, loyalty to promises, trade customs and rules, care for moral values, people, and environment at every stage of our activities,

Provide safe and peaceful working environment for our employees, where they can further advance themselves, and ensure creativity in what they do,

Make **ELKOMSAN** as reliable, preferred and reference brand name with continually developing value in Turkish and world markets.



## Our Targets


### **At Cabinet and Enclosure Components' Sector:**

- being “the complete solution partner” meeting all needs of our business partners.
- providing “the best product” to our business partners in design, quality, easy, fast and safe mounting at reasonable price,
- being “the reliable and reference brand name” in quality.



## Production

- Mold Production
- Plastic Injection
- Zinc - Die Injection
- Metal Forming and Turning
- Assembly
- Quality Control



## The Sectors we are Serving

- Electrical Enclosures
- IT Enclosures
- Electrical Transformers
- HVAC Systems
- Rack Cabinets
- Uninterruptible Power Supplies
- Generators
- Compressors
- Industrial Machinery
- Construction and Mining Equipments
- Transportation Vehicles



## Certificates





## Symbols



RoHS compliant



Inside Gasketing Application



Outside Gasketing Application



Right / Left Hand Side



Right Hand Side



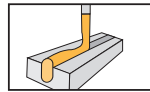
Left Hand Side



Earthing



Padlock Applicable



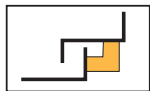
Liquid Gasketing



Leaf Hinge



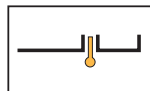
Concealed Hinge



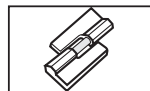
Side Hinge



Corner Hinge



Hinge for Adjacent Cabinet



Lift-off Hinge



IP 20 compliant



IP 40 compliant



IP 44 compliant



IP 54 compliant



IP 65 compliant



IP 55 compliant



2 Dimensions Adjustable



3 Dimensions Adjustable



Complete Zinc-die

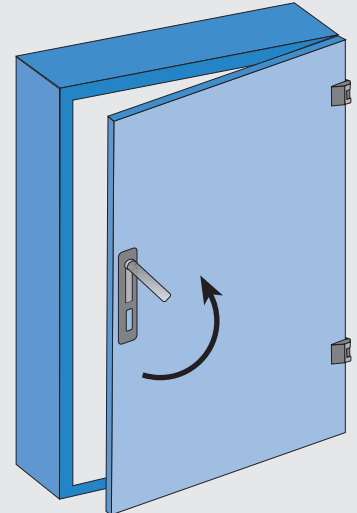


Complete Polyamide

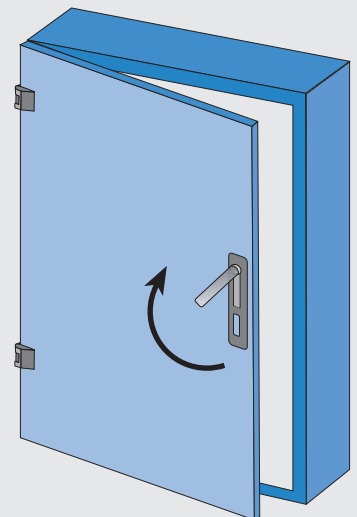
### Notes

- All dimensions listed in the catalogue is read in millimetres (mm).
- Elkomsan keeps the right to make any change at any product in the catalogue without pre-information.
- All materials used in production are in compliance with RoHS.
- Design, picture or any part of the catalogue can not be used by a third party without written permission by Elkomsan.
- Please contact Sales Representative for any product not listed in the catalogue.

## Door Locking Directions



Right Hand Side



Left Hand Side

# INDEX



1 - Quarter Turns.....



2- Swinghandles .....



3- Cams, Rods, Accessories.....



4- Rod Latch Systems .....



5- Leaf Hinges .....



6- Concealed Hinges.....



7- Side Hinges .....



8- Corner Hinges .....



9- Gaskets.....




10- Handles.....



11- Latches and Miscellaneous Locks.....



12- HVAC Locks and Accessories.....



13- Accessories.....



14- Stainless Steel Products.....



15- Power Distribution Units (PDU).....



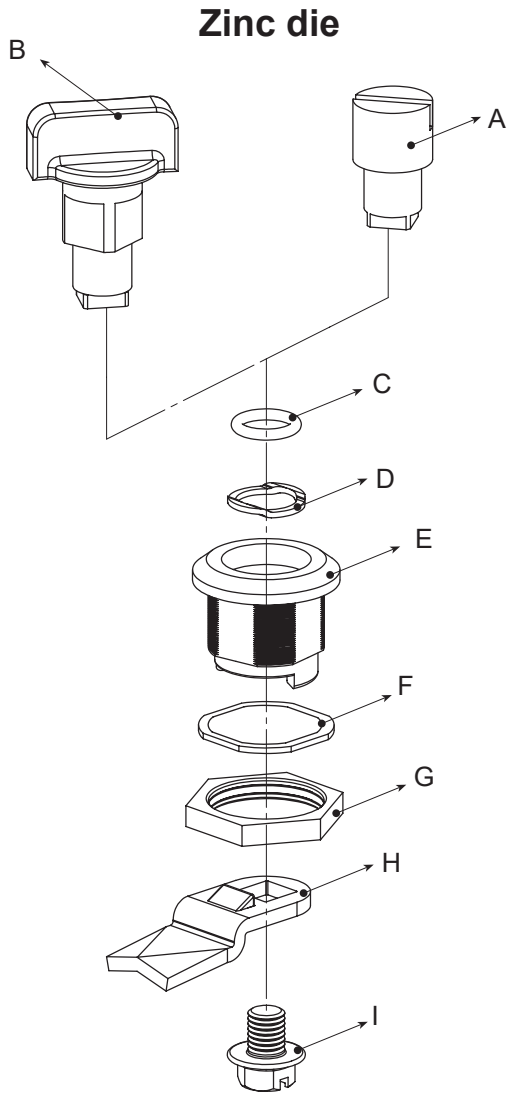
16- Panel and Cabinet Lighting Luminaires .....

|       |     |
|-------|-----|
| ..... | 10  |
| ..... | 46  |
| ..... | 78  |
| ..... | 92  |
| ..... | 138 |
| ..... | 162 |
| ..... | 188 |
| ..... | 200 |
| ..... | 218 |
| ..... | 232 |
| ..... | 244 |
| ..... | 272 |
| ..... | 306 |
| ..... | 328 |
| ..... | 376 |
| ..... | 396 |

# Quarter Turns

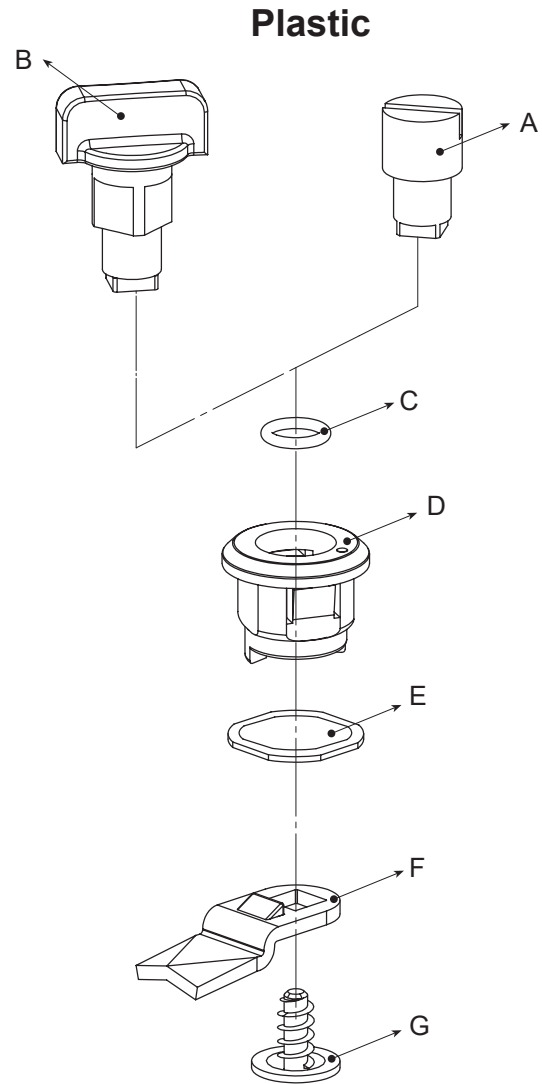
# GH = 13,5 Assembly

Quarter Turns



**Zinc die**

- A : Insert (Zinc die)
- B : Wing knob (Zinc die)
- C : O'ring
- D : Wavv washer
- E : Housing (Zinc die)
- F : Sealing gasket
- G : Nut (Zinc die)
- H : Cam (Steel)
- I : Screw



**Plastik**

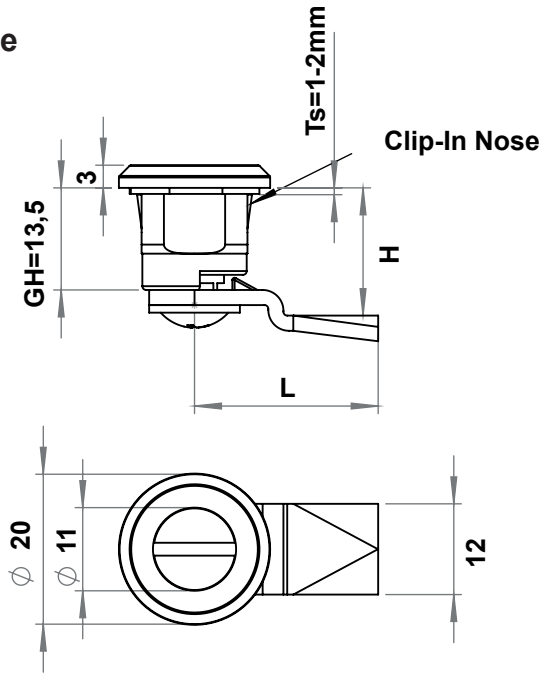
- A : Insert (PA)
- B : Wing knob (PA)
- C : O'ring
- D : Housing (PA)
- E : Sealing gasket
- F : Cam (Steel)
- G : Screw

| Housing  |                       |                        |              |                      |
|--|-----------------------|------------------------|--------------|----------------------|
| Housing, Nut, Seal, Screw, O-ring, Wave washer | Zinc die Black Coated | Zinc die Chrome Plated | Plastic (PA) | Clip-in Plastic (PA) |
| Version A Cutout                               | 1825 - 300            | 1825 - 200             | 1835 - 000   | 1815 - 000           |
| Version B Cutout                               | 1824 - 300            | 1824 - 200             | 1834 - 000   | 1814 - 000           |

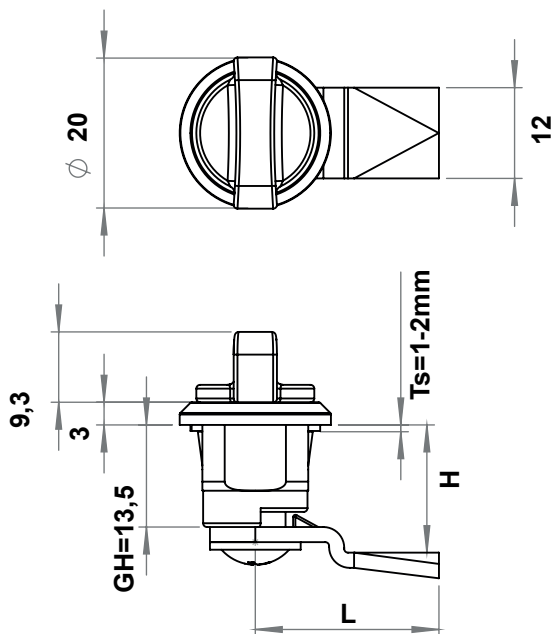
| Insert |                |                       |                        |              |
|--------|----------------|-----------------------|------------------------|--------------|
|        | Insert Types   | Zinc die Black Coated | Zinc die Chrome Plated | Plastic (PA) |
| ⊙      | Square 6       | 1735 - 001            | 1725 - 001             | 1715 - 001   |
| ⊙      | Triangular 6,5 | 1735 - 002            | 1725 - 002             | 1715 - 002   |
| ⊙      | Slotted        | 1735 - 003            | 1725 - 003             | 1715 - 003   |
| ⊙      | Wing knob      | 1735 - 004            | 1725 - 004             | 1715 - 004   |



## Insert Type




## Wing Knob Type



## 1814 - 1815 - Clip-In, Quarter Turn GH=13,5

|  | Insert Types   | Version A Cutout | Version B Cutout |
|--|----------------|------------------|------------------|
|  | Square 6       | 1815 - 001 - xxx | 1814 - 001 - xxx |
|  | Triangular 6,5 | 1815 - 002 - xxx | 1814 - 002 - xxx |
|  | Slotted        | 1815 - 003 - xxx | 1814 - 003 - xxx |
|  | Wing knob      | 1815 - 004 - xxx | 1814 - 004 - xxx |

You may chose the XXX section, on the side of the page.



Quarter Turns

## MATERIAL

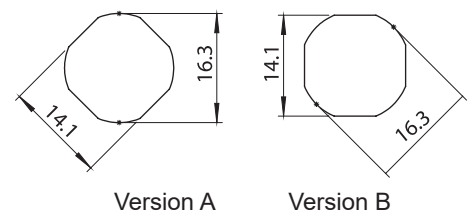
**Housing** : Polyamide (PA6 GFR30), black  
**Insert** : Polyamide (PA6 GFR30), black  
**Wing knob** : Polyamide (PA6 GFR30), black  
**Cam** : Steel, zinc plated

## OPTIONS

**Cams** :  
**Keys** :

| Suitable Cams |     |         |        |                   |
|---------------|-----|---------|--------|-------------------|
| Item Number   | XXX | CH (mm) | L (mm) | GH=13,5<br>H (mm) |
| 1900-604      | 604 | -6      | 24     | 7,5               |
| 1900-602      | 602 | 0       | 24     | 13,5              |
| 1900-607      | 607 | 0       | 32     | 13,5              |
| 1900-606      | 606 | 0       | 33     | 13,5              |
| 1900-603      | 603 | 6       | 24     | 19,5              |

## CUTOUT



Version A

Version B

IP 44



LH/RH

RoHS



**MATERIAL**

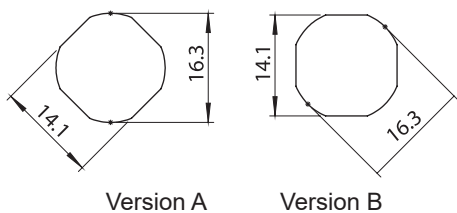
- Housing** : Polyamide (PA6 GFR30), black
- Insert** : Polyamide (PA6 GFR30), black
- Wing knob**: Polyamide (PA6 GFR30), black
- Nut** : Zinc die, zinc plated
- Cam** : Steel, zinc plated

**OPTIONS**

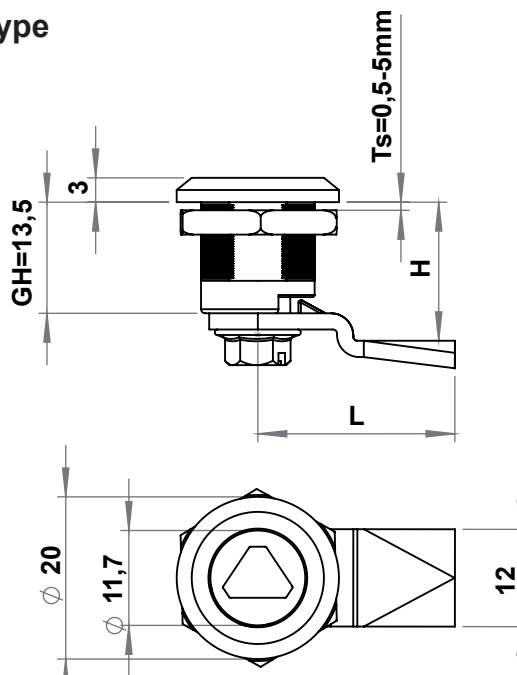
- Cams** :
- Keys** :

| Suitable Cams |     |         |        |                   |
|---------------|-----|---------|--------|-------------------|
| Item Number   | XXX | CH (mm) | L (mm) | GH=13,5<br>H (mm) |
| 1900-604      | 604 | -6      | 24     | 7,5               |
| 1900-602      | 602 | 0       | 24     | 13,5              |
| 1900-607      | 607 | 0       | 32     | 13,5              |
| 1900-606      | 606 | 0       | 33     | 13,5              |
| 1900-603      | 603 | 6       | 24     | 19,5              |

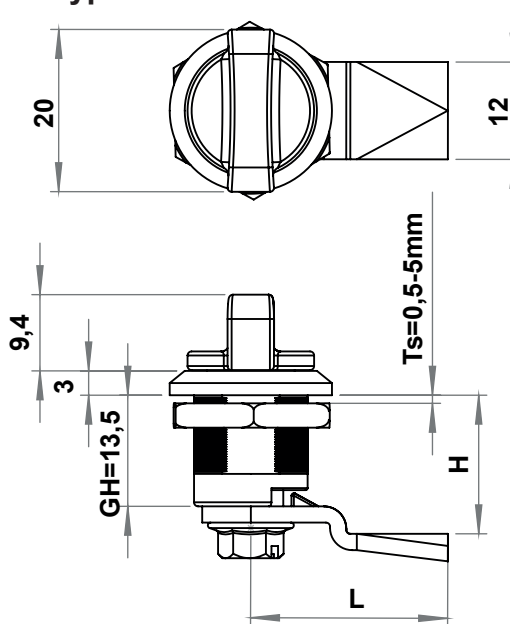
**CUTOUT**



**Insert Type**



**Wing Knob Type**



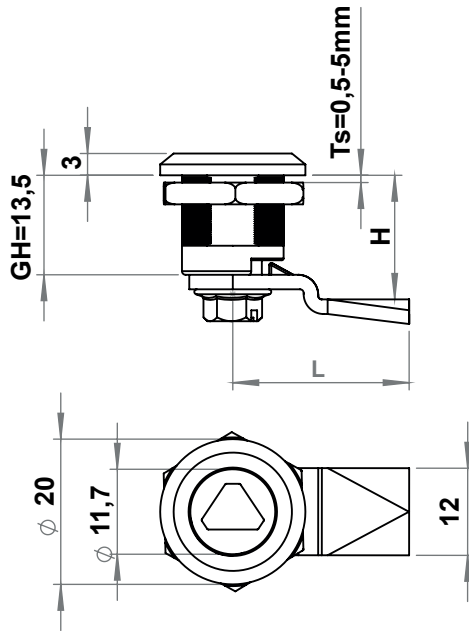
**1834 - 1835 - Quarter Turn GH=13,5**

|  | Insert Types   | Version A<br>Cutout | Version B<br>Cutout |
|--|----------------|---------------------|---------------------|
|  | Square 6       | 1835 - 101 - xxx    | 1834 - 101 - xxx    |
|  | Triangular 6,5 | 1835 - 102 - xxx    | 1834 - 102 - xxx    |
|  | Slotted        | 1835 - 103 - xxx    | 1834 - 103 - xxx    |
|  | Wing knob      | 1835 - 104 - xxx    | 1834 - 104 - xxx    |

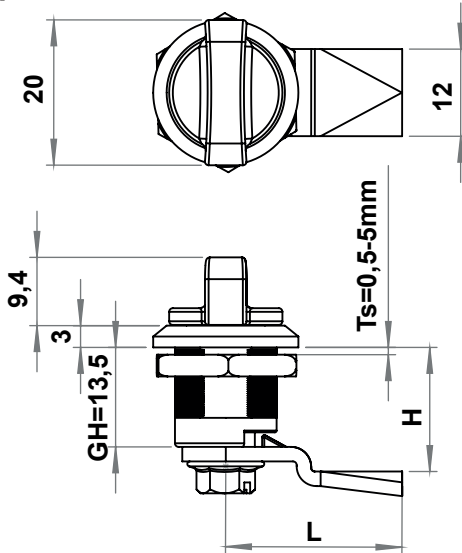
You may chose the XXX section, on the side of the page.



## Insert Type



## Wing Knob Type



## 1824 - 1825 - Quarter Turn GH=13,5

| Version A Cutout |                |                         |                        |
|------------------|----------------|-------------------------|------------------------|
|                  | Insert Types   | Zinc die, Chrome Plated | Zinc die, Black coated |
|                  | Square 6       | 1825 - 201 - xxx        | 1825 - 301 - xxx       |
|                  | Triangular 6,5 | 1825 - 202 - xxx        | 1825 - 302 - xxx       |
|                  | Slotted        | 1825 - 203 - xxx        | 1825 - 303 - xxx       |
|                  | Wing knob      | 1825 - 204 - xxx        | 1825 - 304 - xxx       |

| Version B Cutout |                |                         |                        |
|------------------|----------------|-------------------------|------------------------|
|                  | Insert Types   | Zinc die, Chrome Plated | Zinc die, Black coated |
|                  | Square 6       | 1824 - 201 - xxx        | 1824 - 301 - xxx       |
|                  | Triangular 6,5 | 1824 - 202 - xxx        | 1824 - 302 - xxx       |
|                  | Slotted        | 1824 - 203 - xxx        | 1824 - 303 - xxx       |
|                  | Wing knob      | 1824 - 204 - xxx        | 1824 - 304 - xxx       |

You may chose the XXX section, on the side of the page.



Quarter Turns

## MATERIAL

- Housing** : Zinc die, chrome plated or black coated
- Insert** : Polyamide (PA6 GFR30), black
- Wing knob** : Zinc die, chrome plated or black coated
- Somun** : Zinc die, zinc plated
- Cam** : Steel, zinc plated

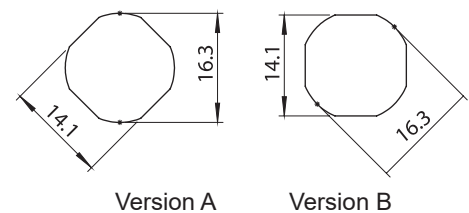
\* Stainless Steel version is available

## OPTIONS

- Cams** :
- Keys** :

| Suitable Cams |     |         |        |                |
|---------------|-----|---------|--------|----------------|
| Item Number   | XXX | CH (mm) | L (mm) | GH=13,5 H (mm) |
| 1900-604      | 604 | -6      | 24     | 7,5            |
| 1900-602      | 602 | 0       | 24     | 13,5           |
| 1900-607      | 607 | 0       | 32     | 13,5           |
| 1900-606      | 606 | 0       | 33     | 13,5           |
| 1900-603      | 603 | 6       | 24     | 19,5           |

## CUTOUT



Version A

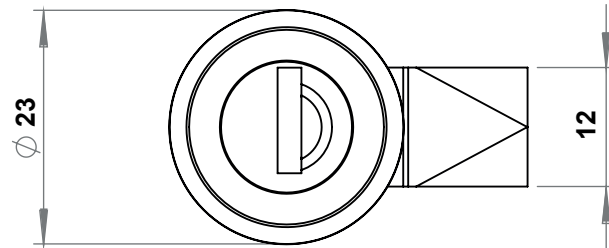
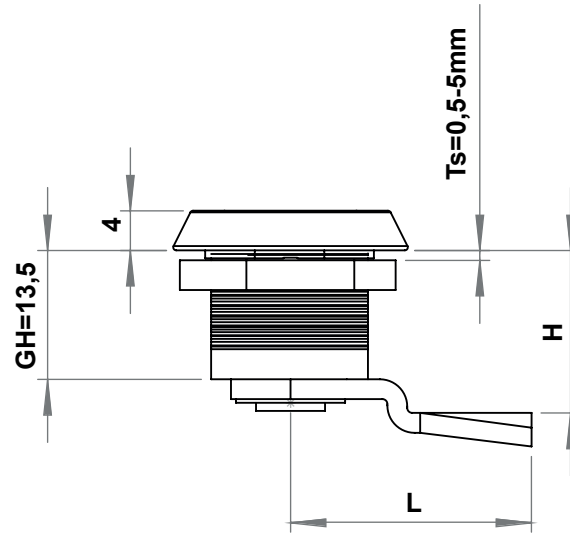


Version B

IP 65



LH/RH

RoHS



**MATERIAL**

**Housing:** Zinc die, Chrome Plated or black coated

**Nut** : Zinc die, zinc plated

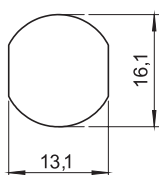
**Cam** : Steel, zinc plated

**OPTIONS**

**Cams** :

| Suitable Cams |      |         |        |                   |
|---------------|------|---------|--------|-------------------|
| Item Number   | XXX  | CH (mm) | L (mm) | GH=13,5<br>H (mm) |
| 1900-704      | 704  | -6      | 24     | 7,5               |
| 1900-702      | 702  | 0       | 24     | 13,5              |
| 1900-705S     | 705S | 1,5     | 30     | 15                |
| 1900-703      | 703  | 6       | 24     | 19,5              |

**CUTOUT**

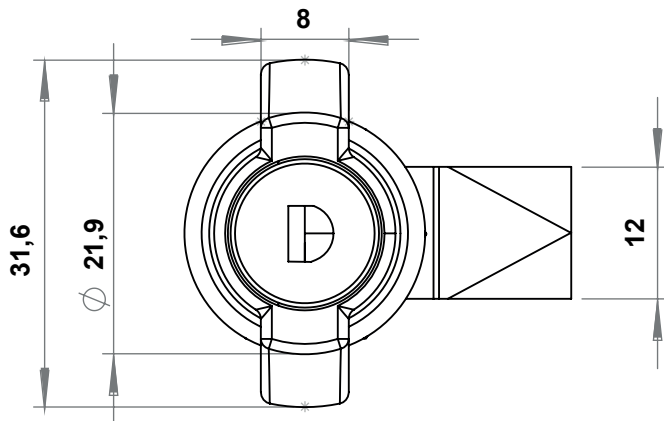
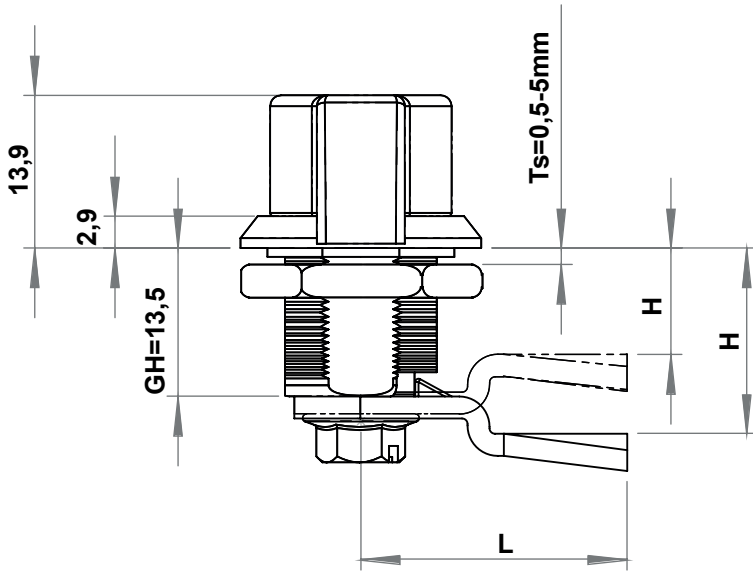


**1890 - Keyed Quarter Turn GH=13,5**

|              | Zinc die, Chrome Plate | Zinc die, Black Coated |
|--------------|------------------------|------------------------|
| Keyed 2222   | 1890 - 910 - xxx       | 1890 - 920 - xxx       |
| Keyed Differ | 1890 - 919 - xxx       | 1890 - 929 - xxx       |

You may chose the XXX section, on the side of the page.

IP 44  LH/RH  RoHS 



Quarter Turns

### MATERIAL

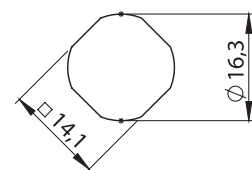
- Housing** : Zinc die, chrome plated or black coated
- Wing knob** : Zinc die, chrome plated or black coated
- Somun** : Zinc die, zinc plated
- Cam** : Steel, zinc plated.

### OPTIONS

Cams :

| Item Number | Suitable Cams |         |        |                   |
|-------------|---------------|---------|--------|-------------------|
|             | XXX           | CH (mm) | L (mm) | GH=13,5<br>H (mm) |
| 1900-604    | 604           | -6      | 24     | 7,5               |
| 1900-602    | 602           | 0       | 24     | 13,5              |
| 1900-607    | 607           | 0       | 32     | 13,5              |
| 1900-606    | 606           | 0       | 33     | 13,5              |
| 1900-603    | 603           | 6       | 24     | 19,5              |

### CUTOUT



### 1014 - Keyed Wing Knob GH=13,5

|              | Chrome Plate     | Black Coated     |
|--------------|------------------|------------------|
| Non-locking  | 1014 - 210 - xxx | 1014 - 220 - xxx |
| Keyed 2222   | 1014 - 910 - xxx | 1014 - 920 - xxx |
| Keyed Differ | 1014 - 919 - xxx | 1014 - 929 - xxx |

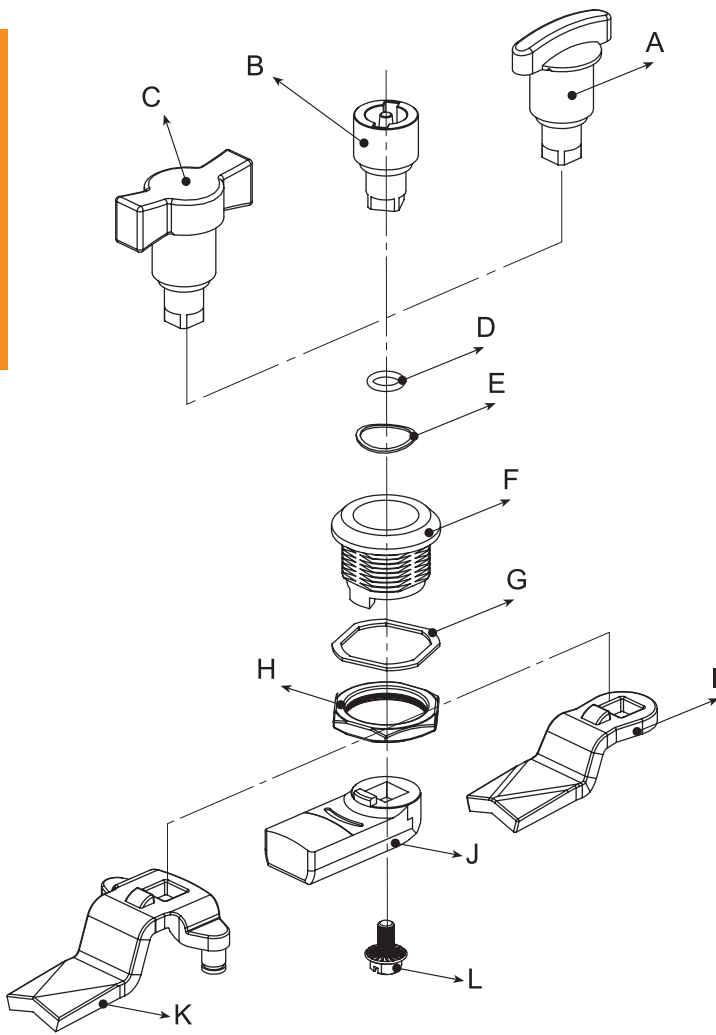
You may chose the XXX section, on the side of the page.



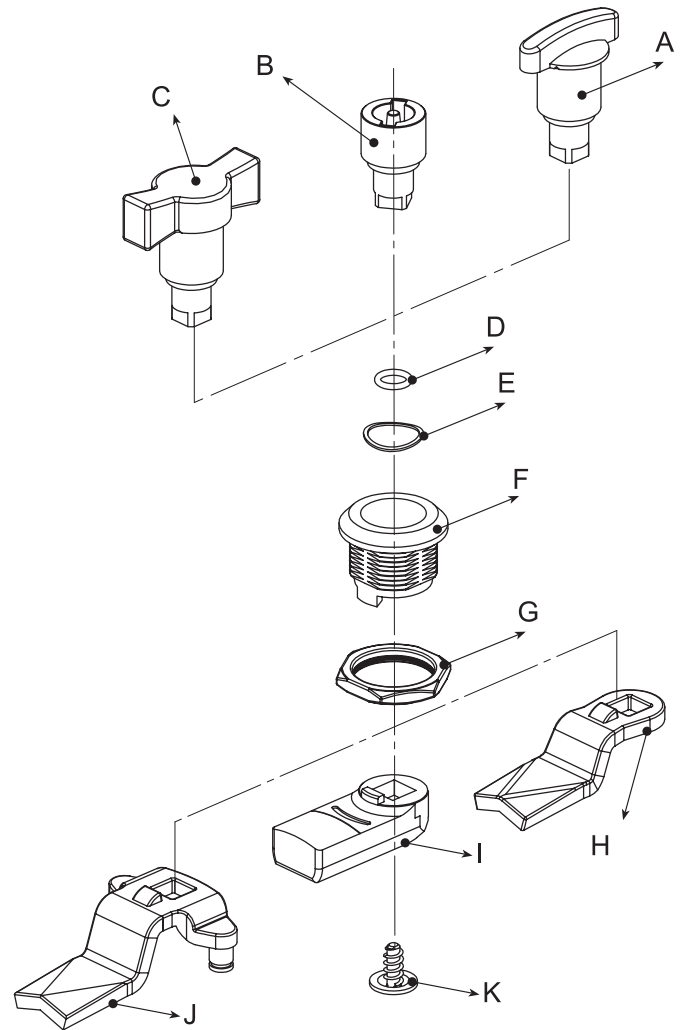


# GH=18 Assembly

## Zinc die



## Plastic



### Zinc die



















- A : Wing knob (Zinc die)
- B : Insert (Zinc die)
- C : Wing knob (Zinc die)
- D : O'ring
- E : Wave Washer
- F : Housing (Zinc die)
- G : Sailing Gasket
- H : Nut (Zinc die)
- I : Cam (Steel)
- J : Cam (Plastic)
- K : Cam (Steel)
- L : Screw

### Plastic

- A : Wing knob (PA)
- B : Insert (PA)
- C : Wing knob (PA)
- D : O'ring
- E : Wave Washer
- F : Housing (PA)
- G : Nut (PA)
- H : Cam (Steel)
- I : Cam (PA)
- J : Cam (Steel)
- K : Screw

| HOUSING        |                       |                        |              |                        |
|----------------|-----------------------|------------------------|--------------|------------------------|
| Product Family | Zinc die Black Coated | Zinc die Chrome Plated | Plastic (PA) | Plastic (PA) Metal Nut |
| 1800           | 1830 - 300            | 1820 - 200             | 1810 - 100   | 1810 - 200             |
| 1817           | -                     | -                      | 1817 -100    | 1817 -200              |
| 1842           | 1852 - 300            | 1842 - 200             | -            | -                      |
| 1801           | 1831 - 300            | 1821 - 200             | -            | -                      |
| 1122           | 1122 - 300            | 1122 - 200             | -            | -                      |

Housing codes contains housing, nut, washer, oring and screw.

| INSERTS   |                             |                       |                        |              |                       |                        |
|---|-----------------------------|-----------------------|------------------------|--------------|-----------------------|------------------------|
| Product Family  |                             | 1800 - 1817 - 1122    |                        |              | 1842 - 1801           |                        |
|   | Insert Types                | Zinc die Black Coated | Zinc die Chrome Plated | Plastic (PA) | Zinc die Black Coated | Zinc die Chrome Plated |
|  | Double Bit 3 mm             | 1730 - 001            | 1720 - 001             | 1710 - 001   | 1750 - 001            | 1740 - 001             |
|  | Double Bit 5 mm             | 1730 - 002            | 1720 - 002             | 1710 - 002   | 1750 - 002            | 1740 - 002             |
|  | Triangular 6,5 mm           | -                     | -                      | -            | 1750 - 017            | 1740 - 017             |
|  | Triangular 7 mm             | 1730 - 007            | 1720 - 007             | 1710 - 007   | -                     | -                      |
|  | Triangular 8 mm             | 1730 - 003            | 1720 - 003             | 1710 - 003   | 1750 - 003            | 1740 - 003             |
|  | Triangular 9 mm             | 1730 - 009            | 1720 - 009             | 1710 - 009   | 1750 - 009            | 1740 - 009             |
|  | Triangular 10 mm            | 1730 - 013            | 1720 - 013             | -            | -                     | -                      |
|  | Triangular 10mm M5 Threaded | 1730 - 016            | 1720 - 016             | -            | -                     | -                      |
|  | Square 6 mm                 | 1730 - 015            | 1720 - 015             | 1710 - 015   | 1750 - 015            | 1740 - 015             |
|  | Square 7 mm                 | 1730 - 004            | 1720 - 004             | 1710 - 004   | 1750 - 004            | 1740 - 004             |
|  | Square 8 mm                 | 1730 - 005            | 1720 - 005             | 1710 - 005   | 1750 - 005            | 1740 - 005             |
|  | Square 8 Slotted            | 1730 - 011            | 1720 - 011             | -            | -                     | -                      |
|  | Square 10mm                 | 1730 - 022            | 1720 - 022             | -            | -                     | -                      |
|  | Slotted                     | 1730 - 008            | 1720 - 008             | 1710 - 008   | 1750 - 008            | 1740 - 008             |
|  | Eastern Europe              | 1730 - 010            | 1720 - 010             | 1710 - 010   | -                     | -                      |
|  | Hexagon 5 mm                | 1730 - 014            | 1720 - 014             | -            | -                     | -                      |
|  | Hexagon 8 mm                | 1730 - 006            | 1720 - 006             | 1710 - 006   | -                     | -                      |
|  | Fiat                        | 1730 - 012            | 1720 - 012             | -            | -                     | -                      |



**MATERIAL**

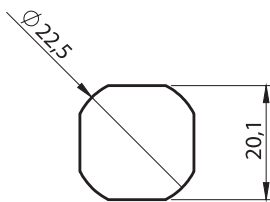
- Housing:** Polyamide (PA6 GFR30), black / Zinc die chrome plated or black coated
- Insert :** Polyamide (PA6 GFR30), black / Zinc die chrome plated or black coated
- Nut :** Plastic / Zinc die
- Cam :** Plastic / Steel, zinc plated

**OPTIONS**

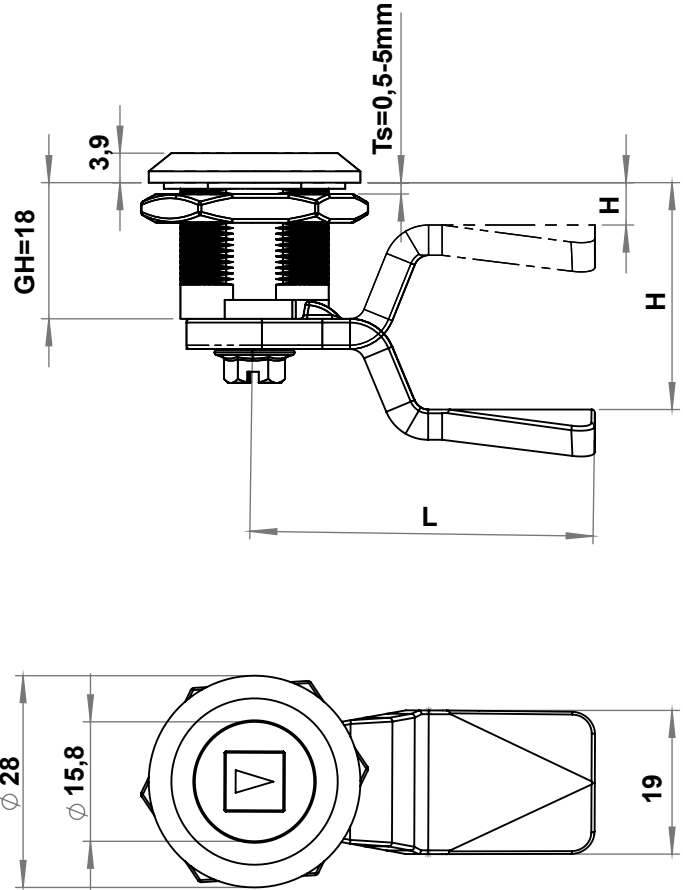
- Cams :**
- Keys :**

\* Stainless Steel versions is available

















**CUTOUT**



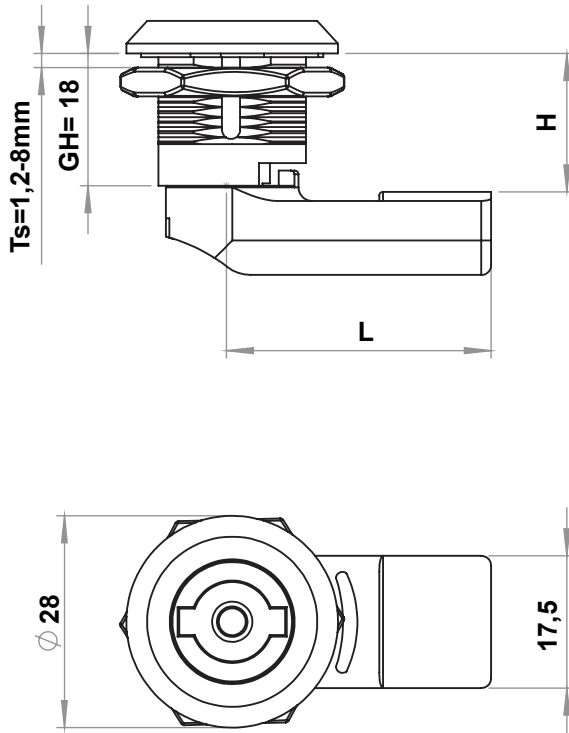
IP 65  LH/RH  RoHS 



**1800 - Quarter Turn GH=18**

|   | Insert Types                | Plastic (PA)     | Zinc die Chrome Plated | Zinc die Black Coated |
|---|-----------------------------|------------------|------------------------|-----------------------|
|  | Double Bit 3 mm             | 1810 - 101 - xxx | 1820 - 201 - xxx       | 1830 - 301 - xxx      |
|  | Double Bit 5 mm             | 1810 - 102 - xxx | 1820 - 202 - xxx       | 1830 - 302 - xxx      |
|  | Triangular 7 mm             | 1810 - 107 - xxx | 1820 - 207 - xxx       | 1830 - 307 - xxx      |
|  | Triangular 8 mm             | 1810 - 103 - xxx | 1820 - 203 - xxx       | 1830 - 303 - xxx      |
|  | Triangular 9 mm             | 1810 - 109 - xxx | 1820 - 209 - xxx       | 1830 - 309 - xxx      |
|  | Triangular 10 mm            |                  | 1820 - 213 - xxx       | 1830 - 313 - xxx      |
|  | Triangular 10mm M5 Threaded |                  | 1820 - 216 - xxx       | 1830 - 316 - xxx      |
|  | Square 6 mm                 | 1810 - 115 - xxx | 1820 - 215 - xxx       | 1830 - 315 - xxx      |
|  | Square 7 mm                 | 1810 - 104 - xxx | 1820 - 204 - xxx       | 1830 - 304 - xxx      |
|  | Square 8 mm                 | 1810 - 105 - xxx | 1820 - 205 - xxx       | 1830 - 305 - xxx      |
|  | Square 8 Slotted            |                  | 1820 - 211 - xxx       | 1830 - 311 - xxx      |
|  | Square 10mm                 |                  | 1820 - 222 - xxx       | 1830 - 322 - xxx      |
|  | Slotted                     | 1810 - 108 - xxx | 1820 - 208 - xxx       | 1830 - 308 - xxx      |
|  | Eastern Europe              | 1810 - 110 - xxx | 1820 - 210 - xxx       | 1830 - 310 - xxx      |
|  | Hexagon 5 mm                |                  | 1820 - 214 - xxx       | 1830 - 314 - xxx      |
|  | Hexagon 8 mm                | 1810 - 106 - xxx | 1820 - 206 - xxx       | 1830 - 306 - xxx      |
|  | Fiat                        |                  | 1820 - 212 - xxx       | 1830 - 312 - xxx      |

You may chose the XXX section from tables of cams with stoper.



Quarter Turns

## MATERIAL

**Housing** : Polyamide (PA6 GFR30), black  
**Insert** : Polyamide (PA6 GFR30), black  
**Somun** : Plastic  
**Cam** : Plastic / Steel, zinc plated

## OPTIONS

**Cams** :  
**Keys** :

\* Sealing gasket is black

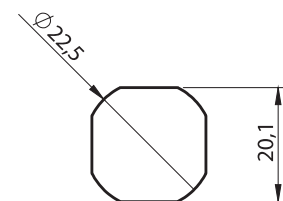
\* IP66 and IP67 versions are available

## 1817 - Quarter Turn with Injected Gasket GH=18

|  | Insert Types    | Plastic (PA)     |
|--|-----------------|------------------|
|  | Double Bit 3 mm | 1817 - 101 - xxx |
|  | Double Bit 5 mm | 1817 - 102 - xxx |
|  | Triangular 7 mm | 1817 - 107 - xxx |
|  | Triangular 8 mm | 1817 - 103 - xxx |
|  | Triangular 9 mm | 1817 - 109 - xxx |
|  | Square 6 mm     | 1817 - 115 - xxx |
|  | Square 7 mm     | 1817 - 104 - xxx |
|  | Square 8 mm     | 1817 - 105 - xxx |
|  | Slotted         | 1817 - 108 - xxx |
|  | Eastern Europe  | 1817 - 110 - xxx |
|  | Hexagon 8       | 1817 - 106 - xxx |

You may chose the XXX section from tables of cams with stoper.

## CUTOUT

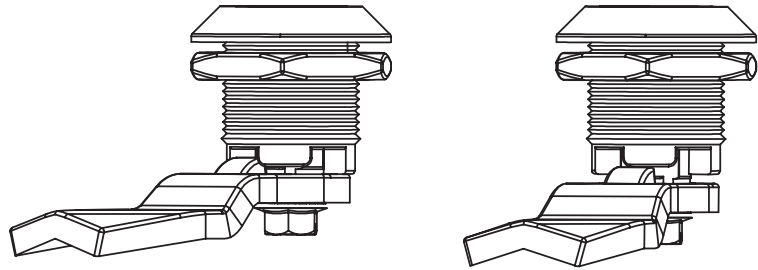
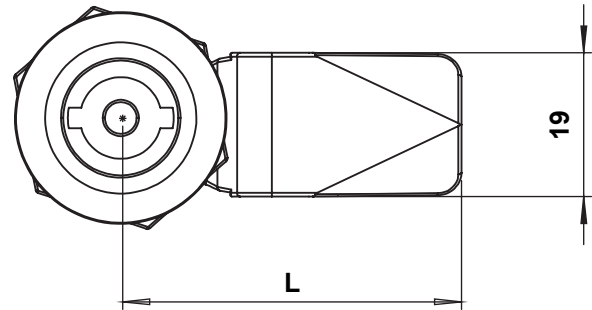
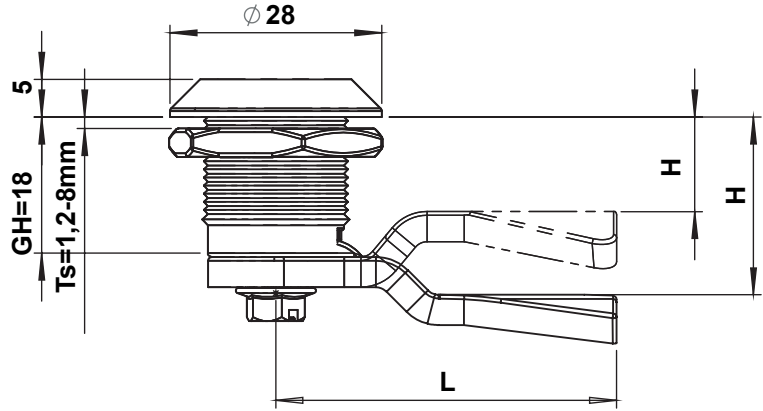


IP 65



LH/RH

RoHS



**MATERIAL**

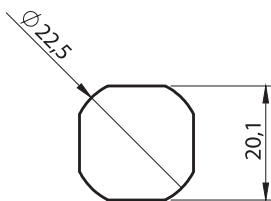
- Housing:** Zinc die, chrome plated or black coated
- Insert :** Zinc die, chrome plated or black coated
- Nut :** Zinc die, zinc plated
- Cam :** Plastic / Steel, zinc plated

**OPTIONS**

- Cams :**
- Keys :**

Due to the nose on the housing, for unlocking, it is necessary to push and turn the quarter turn. It cannot be opened by vibration.

**CUTOUT**



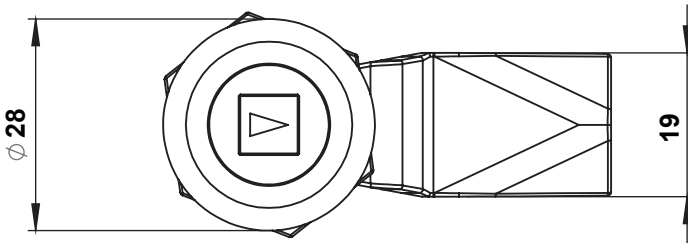
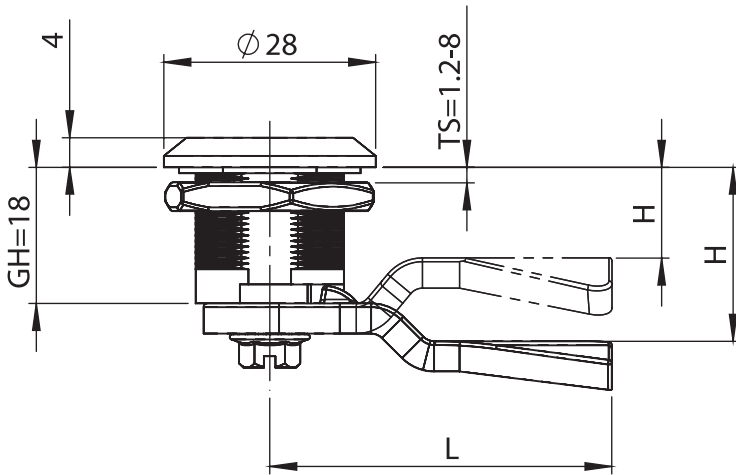
**1842 - Anti-vibration Quarter Turn GH=18**

|  | Insert Types      | Zinc die Chrome Plated | Zinc die Black Coated |
|--|-------------------|------------------------|-----------------------|
|  | Double Bit 3 mm   | 1842 - 201 - xxx       | 1852 - 301 - xxx      |
|  | Double Bit 5 mm   | 1842 - 202 - xxx       | 1852 - 302 - xxx      |
|  | Triangular 6,5 mm | 1842 - 217 - xxx       | 1852 - 317 - xxx      |
|  | Triangular 8 mm   | 1842 - 203 - xxx       | 1852 - 303 - xxx      |
|  | Triangular 9 mm   | 1842 - 209 - xxx       | 1852 - 309 - xxx      |
|  | Square 6 mm       | 1842 - 215 - xxx       | 1852 - 315 - xxx      |
|  | Square 7 mm       | 1842 - 204 - xxx       | 1852 - 304 - xxx      |
|  | Square 8 mm       | 1842 - 205 - xxx       | 1852 - 305 - xxx      |
|  | Slotted           | 1842 - 208 - xxx       | 1852 - 308 - xxx      |

You may chose the XXX section from tables of cams with stoper.

IP 65 LH/RH RoHS





Quarter Turns

### MATERIAL

- Housing:** Zinc die, chrome plated or black coated
- Insert :** Zinc die, chrome plated or black coated
- Nut :** Zinc die, zinc plated
- Cam :** Plastic / Steel, zinc plated

### OPTIONS

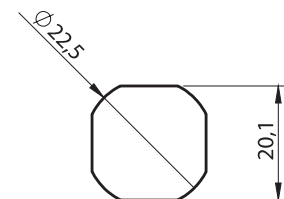
- Cams :**
- Keys :**


### 1801 - Quarter Turn with spring GH=18

|  | Insert Types      | Zinc die<br>Chrome Plated | Zinc die<br>Black Coated |
|--|-------------------|---------------------------|--------------------------|
|  | Double Bit 3 mm   | 1821 - 201 - xxx          | 1831 - 301 - xxx         |
|  | Double Bit 5 mm   | 1821 - 202 - xxx          | 1831 - 302 - xxx         |
|  | Triangular 6,5 mm | 1821 - 217 - xxx          | 1831 - 317 - xxx         |
|  | Triangular 8 mm   | 1821 - 203 - xxx          | 1831 - 303 - xxx         |
|  | Triangular 9 mm   | 1821 - 209 - xxx          | 1831 - 309 - xxx         |
|  | Square 6 mm       | 1821 - 215 - xxx          | 1831 - 315 - xxx         |
|  | Square 7 mm       | 1821 - 204 - xxx          | 1831 - 304 - xxx         |
|  | Square 8 mm       | 1821 - 205 - xxx          | 1831 - 305 - xxx         |
|  | Slotted           | 1821 - 208 - xxx          | 1831 - 308 - xxx         |

You may chose the XXX section from tables of cams with stoper.

### CUTOUT





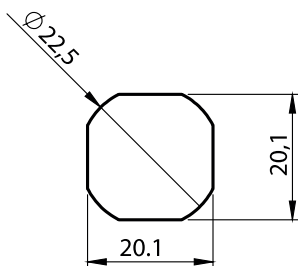
**MATERIAL**

- Housing:** Zinc die, chrome plated or black coated
- Insert :** Zinc die, chrome plated or black coated
- Nut :** Zinc die, zinc plated
- Cam :** Plastic / Steel, zinc plated

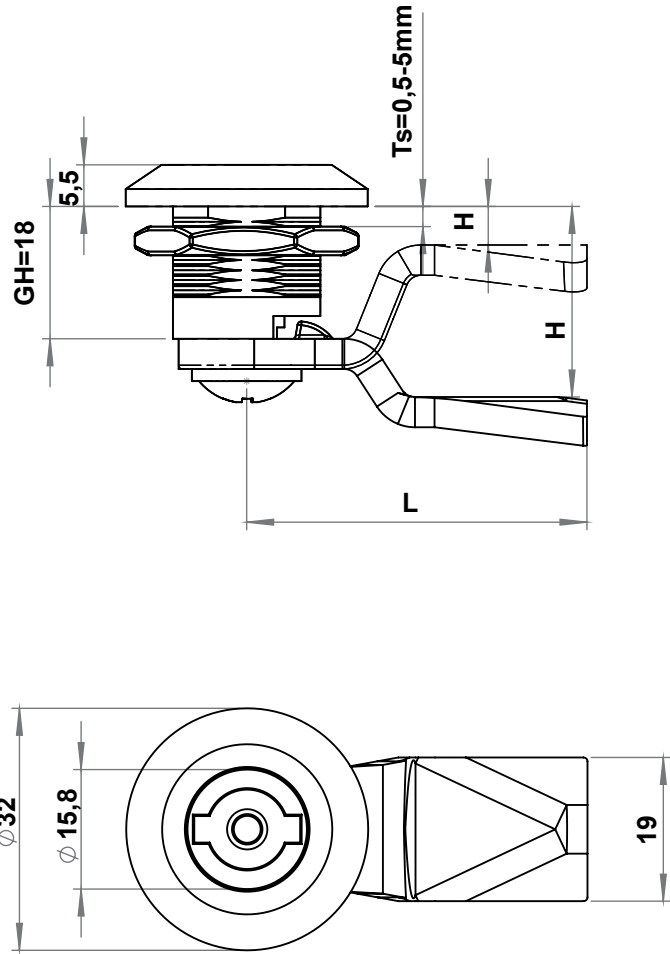
**OPTIONS**

- Cams :**
- Keys :**


















**CUTOUT**



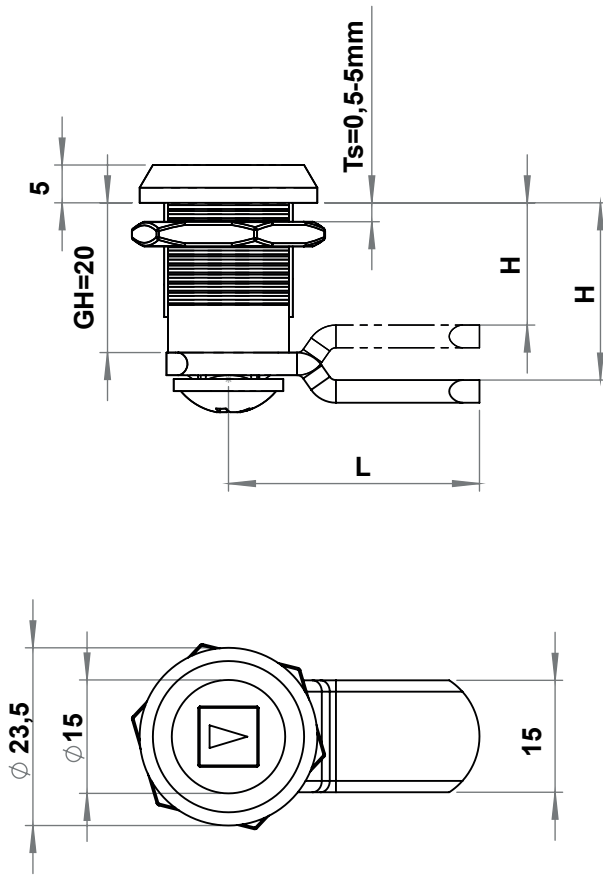
IP 65  LH/RH  RoHS 



**1122 - Quarter Turn GH=18**

|   | Insert Types                | Zinc die Black Coated | Zinc die Chrome Plated |
|---|-----------------------------|-----------------------|------------------------|
|  | Double Bit 3 mm             | 1122 - 301 - xxx      | 1122 - 201 - xxx       |
|  | Double Bit 5 mm             | 1122 - 302 - xxx      | 1122 - 202 - xxx       |
|  | Triangular 7 mm             | 1122 - 307 - xxx      | 1122 - 207 - xxx       |
|  | Triangular 8 mm             | 1122 - 303 - xxx      | 1122 - 203 - xxx       |
|  | Triangular 9 mm             | 1122 - 309 - xxx      | 1122 - 209 - xxx       |
|  | Triangular 10 mm            | 1122 - 313 - xxx      | 1122 - 213 - xxx       |
|  | Triangular 10mm M5 Threaded | 1122 - 316 - xxx      | 1122 - 216 - xxx       |
|  | Square 6 mm                 | 1122 - 315 - xxx      | 1122 - 215 - xxx       |
|  | Square 7 mm                 | 1122 - 304 - xxx      | 1122 - 204 - xxx       |
|  | Square 8 mm                 | 1122 - 305 - xxx      | 1122 - 205 - xxx       |
|  | Square 8 Slotted            | 1122 - 311 - xxx      | 1122 - 211 - xxx       |
|  | Square 10mm                 | 1122 - 322 - xxx      | 1122 - 222 - xxx       |
|  | Slotted                     | 1122 - 308 - xxx      | 1122 - 208 - xxx       |
|  | Eastern Europe              | 1122 - 310 - xxx      | 1122 - 210 - xxx       |
|  | Hexagon 5 mm                | 1122 - 314 - xxx      | 1122 - 214 - xxx       |
|  | Hexagon 8 mm                | 1122 - 306 - xxx      | 1122 - 206 - xxx       |
|  | Fiat                        | 1122 - 312 - xxx      | 1122 - 212 - xxx       |

You may chose the XXX section from tables of cams with stoper.



Quarter Turns

### MATERIAL

**Housing:** Zinc die, chrome plated or black coated

**Insert :** Zinc die, chrome plated or black coated

**Nut :** Zinc die, zinc plated

**Cam :** Plastic / Steel, zinc plated

### OPTIONS

**Cams :**

**Keys :**

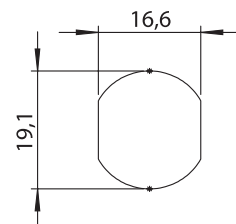
| Stok Kodu  | XXX   | CH   | L  | GH=20 |
|------------|-------|------|----|-------|
| 1900-512,7 | 512,7 | -7,3 | 20 | 12,7  |
| 1900-516,5 | 516,5 | -3,5 | 34 | 16,5  |
| 1900-520S1 | 520,1 | 0    | 32 | 20    |
| 1900-520   | 520   | 0    | 35 | 20    |
| 1900-520S  | 520S  | 0    | 45 | 20    |
| 1900-522   | 522   | 2    | 35 | 22    |
| 1900-523,5 | 523,5 | 3,5  | 39 | 23,5  |
| 1900-527   | 527   | 7    | 42 | 27    |

### 1004 - Quarter Turn GH=20

|  | Insert Types    | Zinc die<br>Chrome Plated | Zinc die<br>Black Coated |
|--|-----------------|---------------------------|--------------------------|
|  | Double Bit 3 mm | 1004 - 201 - xxx          | 1004 - 301 - xxx         |
|  | Double Bit 5 mm | 1004 - 202 - xxx          | 1004 - 302 - xxx         |
|  | Triangular 7 mm | 1004 - 207 - xxx          | 1004 - 307 - xxx         |
|  | Triangular 8 mm | 1004 - 203 - xxx          | 1004 - 303 - xxx         |
|  | Triangular 9 mm | 1004 - 209 - xxx          | 1004 - 309 - xxx         |
|  | Square 7 mm     | 1004 - 204 - xxx          | 1004 - 304 - xxx         |
|  | Square 8 mm     | 1004 - 205 - xxx          | 1004 - 305 - xxx         |
|  | Slotted         | 1004 - 208 - xxx          | 1004 - 308 - xxx         |

You may chose the XXX section, on the side of the page.

### CUTOUT





**MATERIAL**

**Housing** : Polyamide (PA6 GFR30), black / Zinc die chrome plated or black coated

**Wing Knob**: Polyamide (PA6 GFR30), black / Zinc die chrome plated or black coated

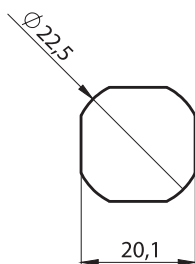
**Nut** : Plastic / Zinc die

**Cam** : Plastic / Steel, zinc plated

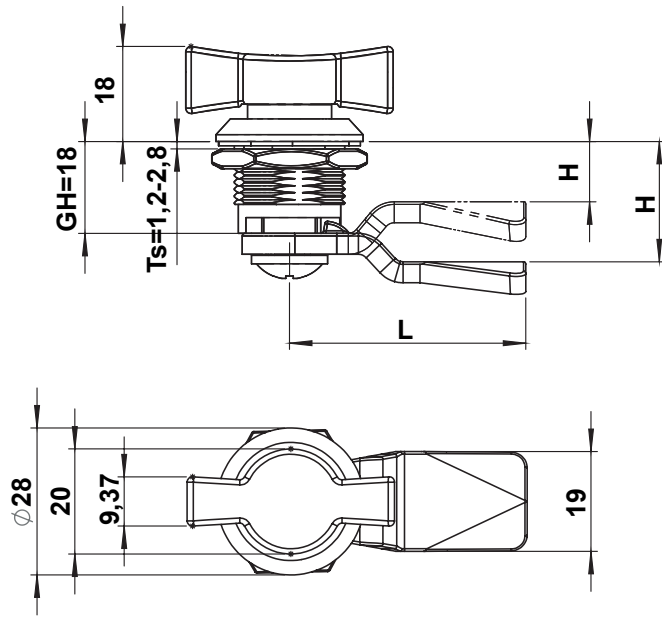
**OPTIONS**

Cams :

**CUTOUT**

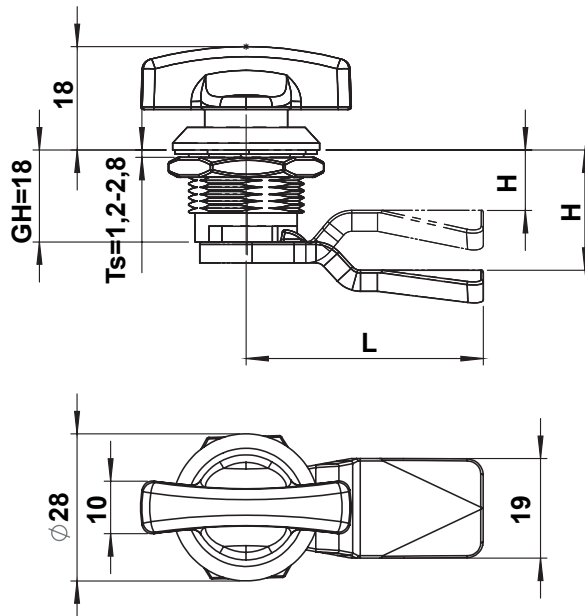


**A Type**



|                       |                                     |                                     |
|-----------------------|-------------------------------------|-------------------------------------|
| Housing : PA, black   | Housing : PA, black                 | Housing : Zinc die, black coated    |
| Wing knob : PA, black | Wing knob : PA over Zinc Die, black | Wing knob : PA over Zinc Die, black |
| 1001 - 200 - xxx      | 1001 - 220 - xxx                    | 1011 - 320 - xxx                    |

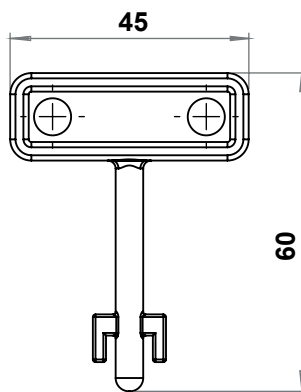
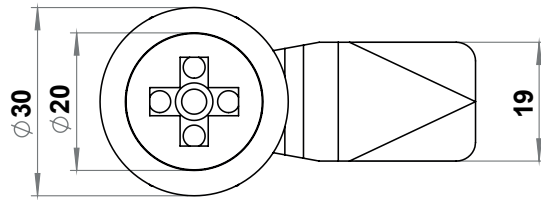
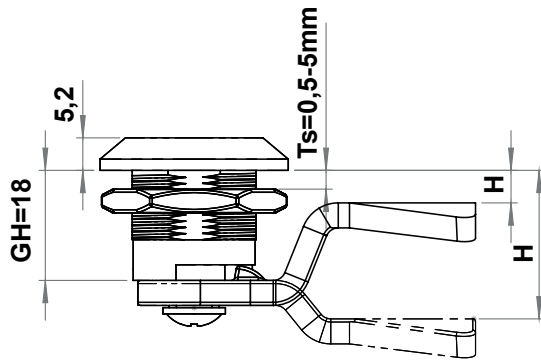
**B Type**




**1011 - Wing Knob Locking GH=18**

|                  |                         |                        |
|------------------|-------------------------|------------------------|
| Plastic (PA)     | Zinc die, Chrome Plated | Zinc die, Black coated |
| 1071 - 200 - xxx | 1075 - 310 - xxx        | 1075 - 320 - xxx       |

You may chose the XXX section from tables of cams with stoper.



1822 - Quarter Turn GH=18

|   | Item Number | Lock             | Key        |
|---|-------------|------------------|------------|
|  | FIAT        | 1822 - 201 - xxx | 1000 - 615 |

You may chose the XXX section from tables of cams with stoper.



Quarter Turns

MATERIAL

- Housing:** Zinc die, chrome Plated
- Insert :** Zinc die, chrome Plated
- Cap :** Zinc die, chrome Plated
- Nut :** Zinc die, zinc plated
- Cam :** Steel, zinc plated

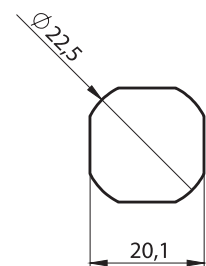
OPTIONS

Cams :

Keys



CUTOUT



IP 65  LH/RH RoHS



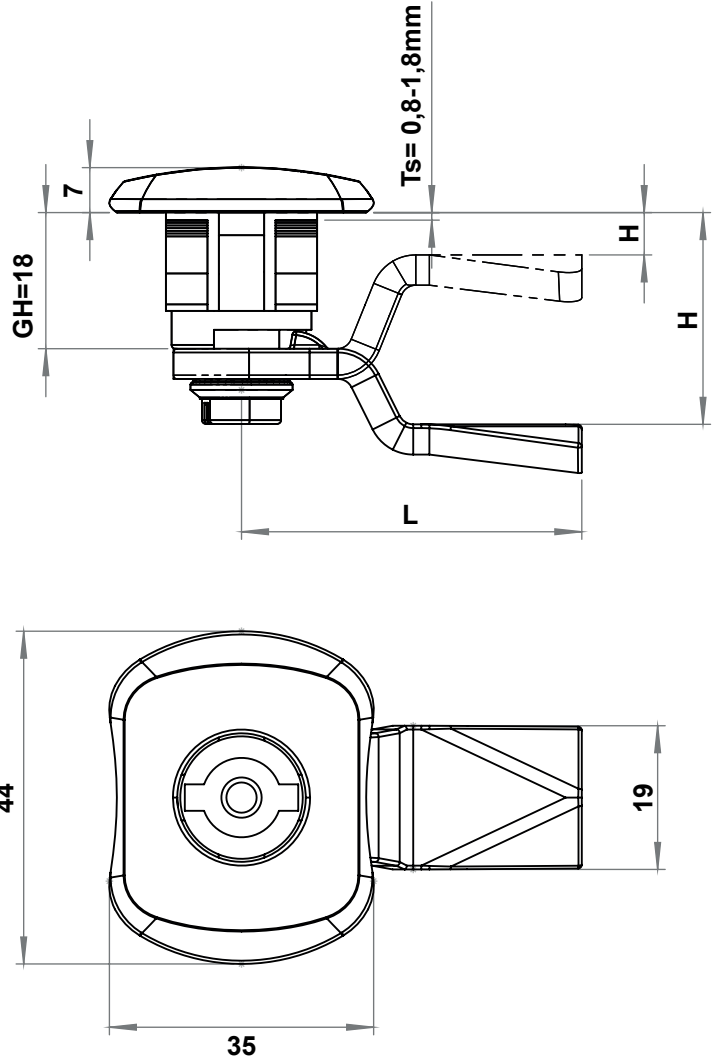
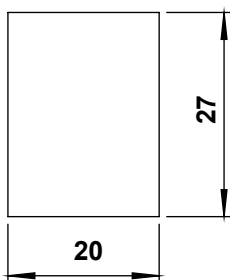
**MATERIAL**

**Housing:** Polyamide (PA6 GFR30), black  
**Insert :** Polyamide (PA6 GFR30), black  
**Cam :** Polyamide (PA6 GFR30), black  
 Steel, zinc plated

**OPTIONS**

**Cams :**  
**Keys :**

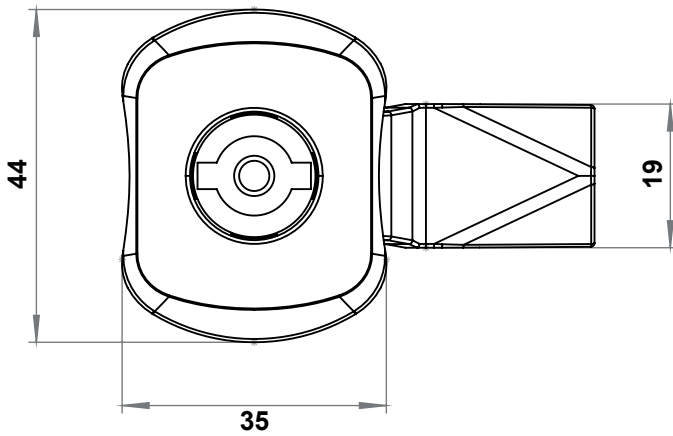
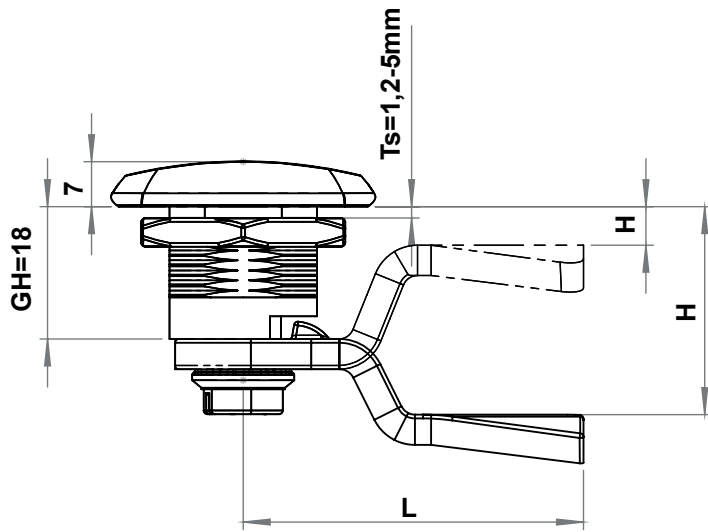
**CUTOUT**



**1340 - Clip-In Quarter Turn**

|  | Insert Types    | Plastic (PA)     |
|--|-----------------|------------------|
|  | Double Bit 3 mm | 1340 - 101 - xxx |
|  | Double Bit 5 mm | 1340 - 102 - xxx |
|  | Triangular 7 mm | 1340 - 107 - xxx |
|  | Triangular 8 mm | 1340 - 103 - xxx |
|  | Triangular 9 mm | 1340 - 109 - xxx |
|  | Square 6 mm     | 1340 - 115 - xxx |
|  | Square 7 mm     | 1340 - 104 - xxx |
|  | Square 8 mm     | 1340 - 105 - xxx |
|  | Slotted         | 1340 - 108 - xxx |
|  | Eastern Europe  | 1340 - 110 - xxx |
|  | Hexagon 8       | 1340 - 106 - xxx |

You may chose the XXX section from tables of cams with stoper.



### 1345 - Self fingerpull Quarter Turn

|  | Insert Types    | Plastic (PA)     |
|--|-----------------|------------------|
|  | Double Bit 3 mm | 1345 - 101 - xxx |
|  | Double Bit 5 mm | 1345 - 102 - xxx |
|  | Triangular 7 mm | 1345 - 107 - xxx |
|  | Triangular 8 mm | 1345 - 103 - xxx |
|  | Triangular 9 mm | 1345 - 109 - xxx |
|  | Square 6 mm     | 1345 - 115 - xxx |
|  | Square 7 mm     | 1345 - 104 - xxx |
|  | Square 8 mm     | 1345 - 105 - xxx |
|  | Slotted         | 1345 - 108 - xxx |
|  | Eastern Europe  | 1345 - 110 - xxx |
|  | Hexagon 8       | 1345 - 106 - xxx |

You may chose the XXX section from tables of cams with stoper.



Quarter Turns

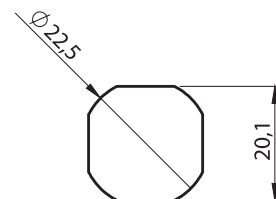
### MATERIAL

**Housing:** Polyamide (PA6 GFR30), black  
**Insert :** Polyamide (PA6 GFR30), black / Zinc die chrome plated or black coated  
**Nut :** Plastic  
**Cam :** Plastic / Steel, zinc plated

### OPTIONS

**Cams :**  
**Keys :**

### CUTOUT



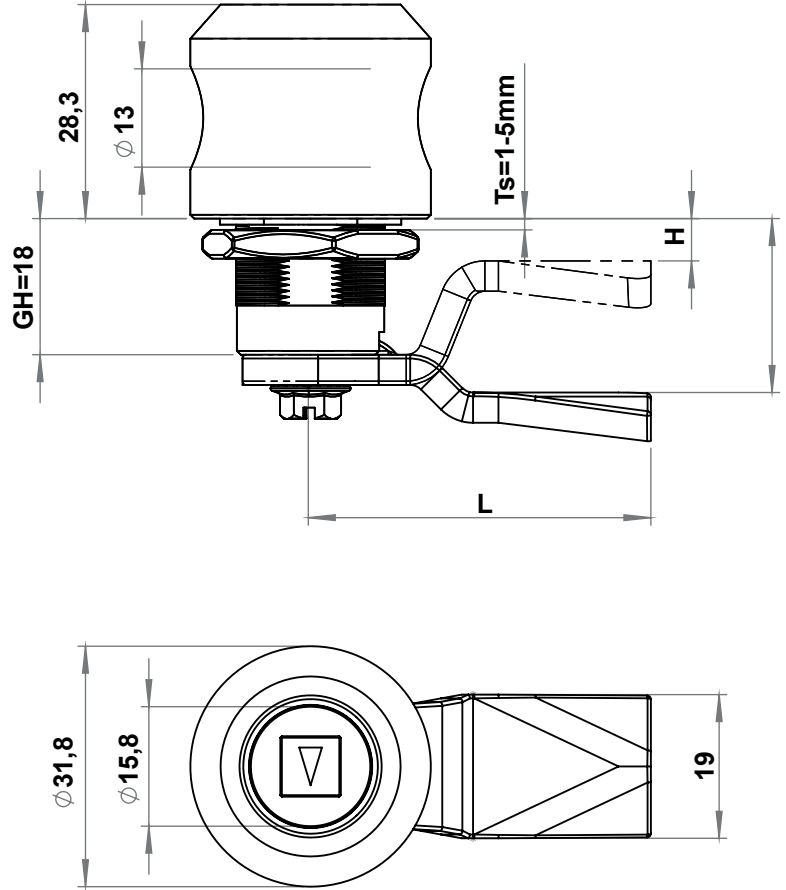
IP 65



LH/RH

RoHS





**MATERIAL**

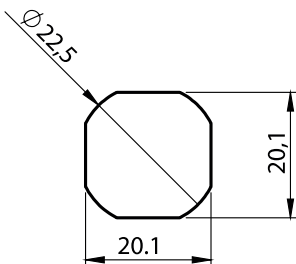
- Housing:** Zinc die, chrome plated or black coated
- Insert :** Zinc die, chrome plated or black coated
- Nut :** Zinc die, zinc plated
- Cam :** Steel, zinc plated

**OPTIONS**

- Cams :**
- Keys :**

\* Stainless Steel version is available

**CUTOUT**

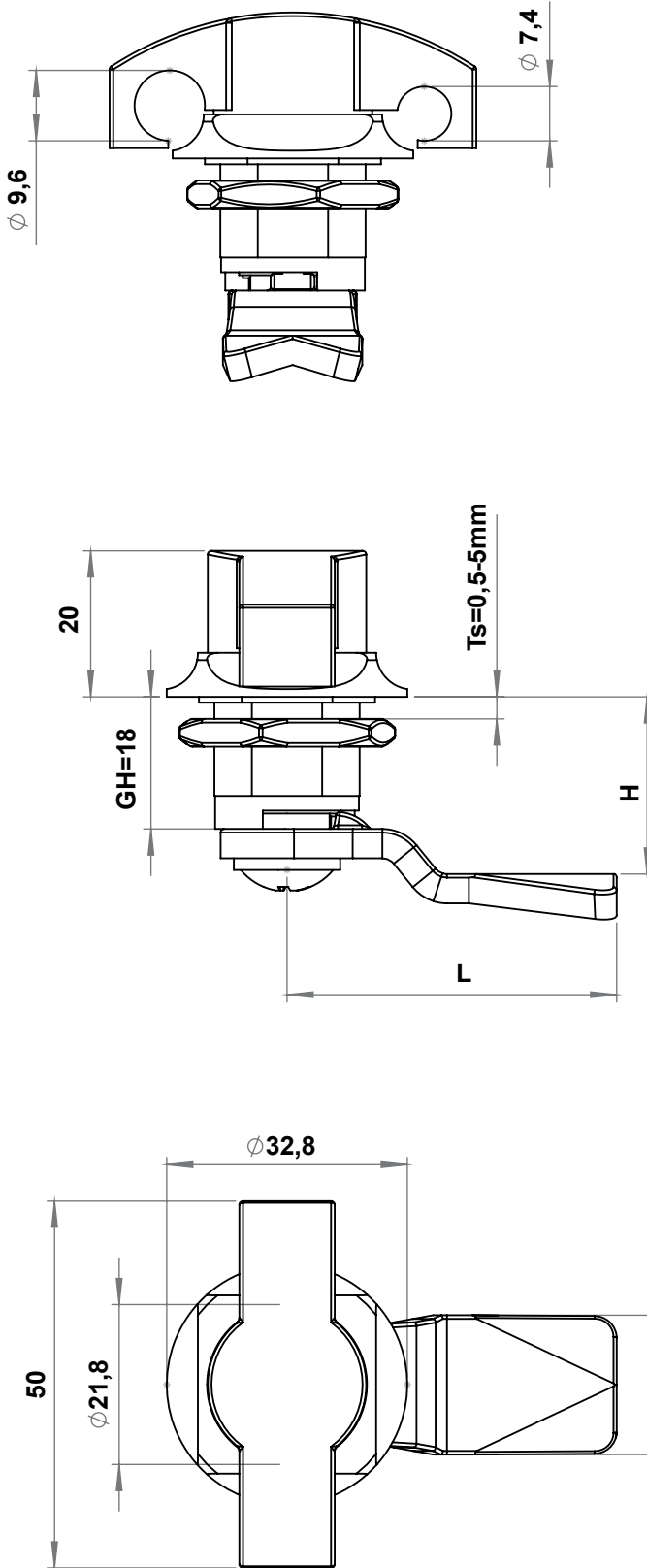


**1320 - 1330 - Padlockable Quarter Turn GH=18**

|  | Insert Types                | Zinc die Chrome Plated | Zinc die Black Coated |
|--|-----------------------------|------------------------|-----------------------|
|  | Double Bit 3 mm             | 1320 - 201 - xxx       | 1330 - 301 - xxx      |
|  | Double Bit 5 mm             | 1320 - 202 - xxx       | 1330 - 302 - xxx      |
|  | Triangular 7 mm             | 1320 - 207 - xxx       | 1330 - 307 - xxx      |
|  | Triangular 8 mm             | 1320 - 203 - xxx       | 1330 - 303 - xxx      |
|  | Triangular 9 mm             | 1320 - 209 - xxx       | 1330 - 309 - xxx      |
|  | Triangular 10 mm            | 1320 - 213 - xxx       | 1330 - 313 - xxx      |
|  | Triangular 10mm M5 Threaded | 1320 - 216 - xxx       | 1330 - 316 - xxx      |
|  | Square 6 mm                 | 1320 - 215 - xxx       | 1330 - 315 - xxx      |
|  | Square 7 mm                 | 1320 - 204 - xxx       | 1330 - 304 - xxx      |
|  | Square 8 mm                 | 1320 - 205 - xxx       | 1330 - 305 - xxx      |
|  | Square 8 Slotted            | 1320 - 211 - xxx       | 1330 - 311 - xxx      |
|  | Square 10mm                 | 1320 - 222 - xxx       | 1330 - 322 - xxx      |
|  | Slotted                     | 1320 - 208 - xxx       | 1330 - 308 - xxx      |
|  | Eastern Europe              | 1320 - 210 - xxx       | 1330 - 310 - xxx      |
|  | Hexagon 5 mm                | 1320 - 214 - xxx       | 1330 - 314 - xxx      |
|  | Hexagon 8 mm                | 1320 - 206 - xxx       | 1330 - 306 - xxx      |
|  | Fiat                        | 1320 - 212 - xxx       | 1330 - 312 - xxx      |

You may chose the XXX section from tables of cams with stoper.





Quarter Turns

### MATERIAL

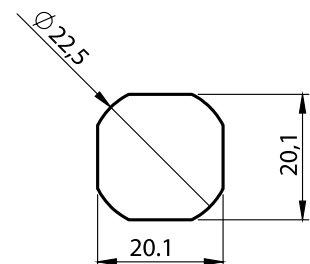
- Housing:** Zinc die, chrome plated or black coated
- Insert :** Zinc die, chrome plated or black coated
- Nut :** Zinc die, zinc plated
- Cam :** Steel, zinc plated

### OPTIONS

- Cams :**
- Keys :**

\* Stainless Steel version is available

### CUTOUT



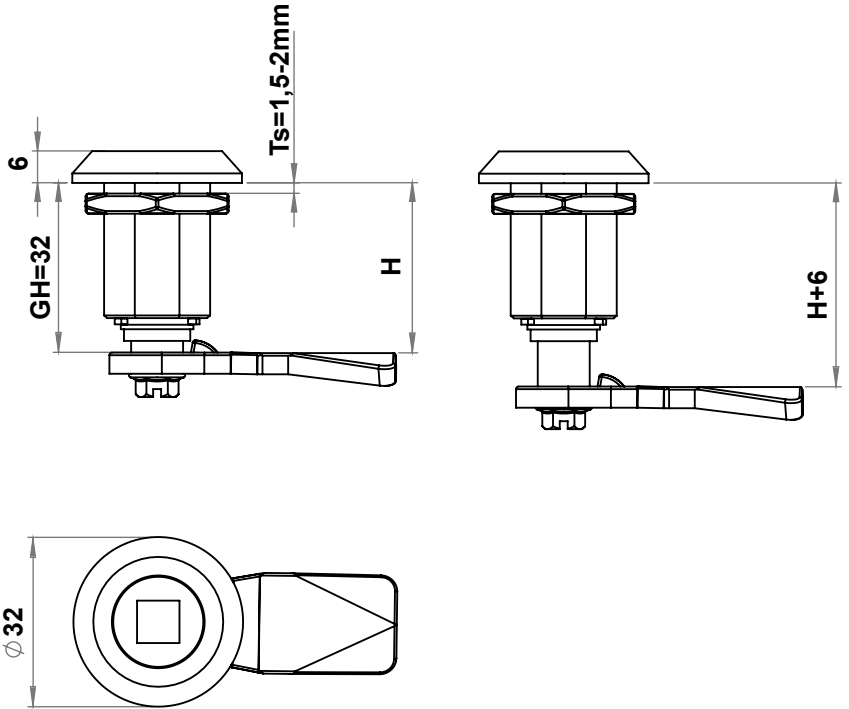
### 1550 - Padlockable Quarter Turn GH=18

|             | Zinc die<br>Chrome Plated | Zinc die<br>Black Coated |
|-------------|---------------------------|--------------------------|
| Item Number | 1550-220-XXX              | 1550-210-XXX             |

You may chose the XXX section from tables of cams with stoper.



Quarter Turns



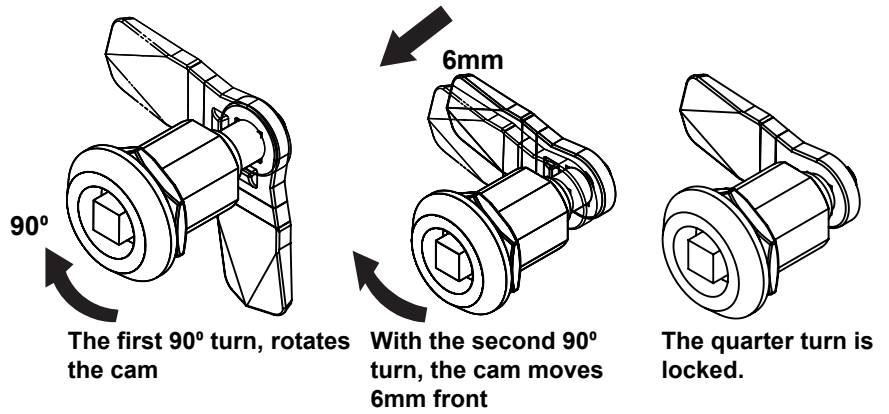
**MATERIAL**

- Housing:** Zinc die, chrome plated or black coated
- Insert :** Zinc die, chrome plated or black coated
- Nut :** Zinc die, zinc plated
- Cam :** Steel, zinc plated

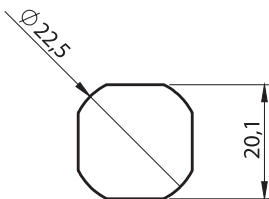
**OPTIONS**

- Cams :**
- Keys :**

\* Stainless Steel version is available



**CUTOUT**

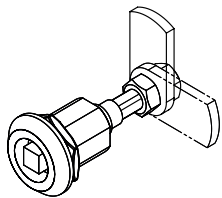
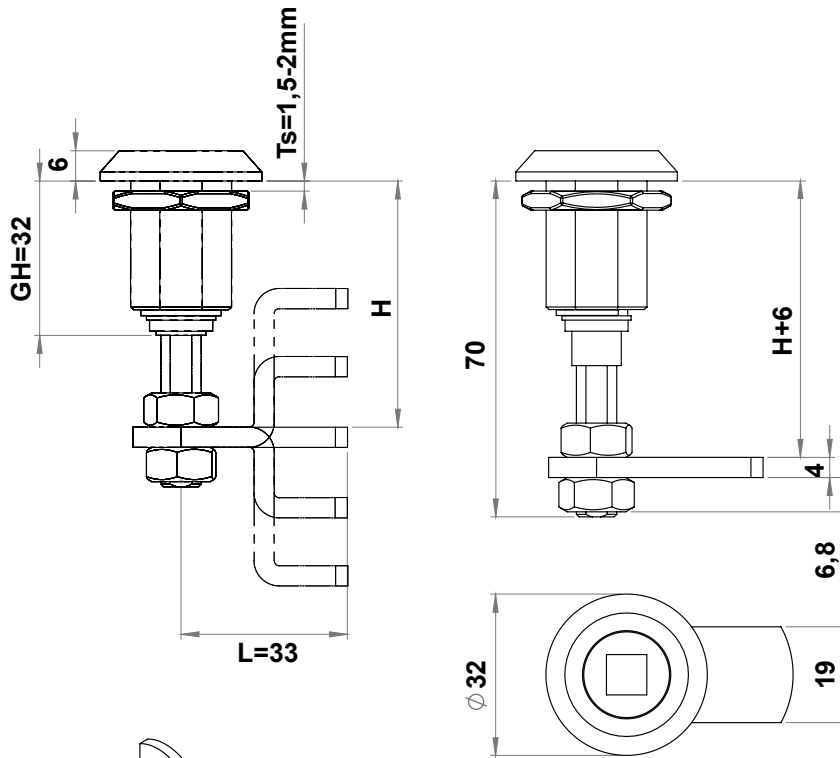


**1044 - Compression Latch GH=33**

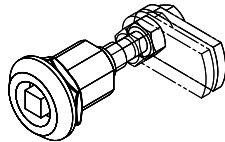
|  | Insert Types    | Zinc die Chrome Plated | Zinc die Black Coated |
|--|-----------------|------------------------|-----------------------|
|  | Double Bit 3 mm | 1044 - 201 - xxx       | 1044 - 301 - xxx      |
|  | Double Bit 5 mm | 1044 - 202 - xxx       | 1044 - 302 - xxx      |
|  | Tabular         | 1044 - 20T - xxx       | 1044 - 30T - xxx      |
|  | Triangular 8 mm | 1044 - 203 - xxx       | 1044 - 303 - xxx      |
|  | Triangular 9 mm | 1044 - 209 - xxx       | 1044 - 309 - xxx      |
|  | Square 7 mm     | 1044 - 204 - xxx       | 1044 - 304 - xxx      |
|  | Square 8 mm     | 1044 - 205 - xxx       | 1044 - 305 - xxx      |
|  | Slotted         | 1044 - 208 - xxx       | 1044 - 308 - xxx      |
|  | Eastern Europe  | 1044 - 210 - xxx       | 1044 - 310 - xxx      |
|  | Hexagon 8 mm    | 1044 - 206 - xxx       | 1044 - 306 - xxx      |

You may chose the XXX section from tables of cams with stoper.

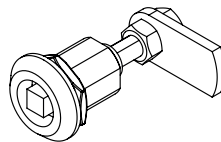
IP 65 LH/RH RoHS



The first 90° turn, rotates the cam



With the second 90° turn, the cam moves 6mm front



The quarter turn is locked.

| Suitable Cams | Item Number | XXX | CH (mm) | L (mm) | H Min | H Max |
|---------------|-------------|-----|---------|--------|-------|-------|
|               | 1900-941    | 941 | 0       | 33     | 41    | 58    |
|               | 1900-942    | 942 | 14      | 33     | 27    | 72    |
|               | 1900-943    | 943 | 27,5    | 33     | 13,5  | 85    |

### 1045 - Compression Latch

|  | Insert Types    | Zinc die Chrome Plated | Zinc die Black Coated |
|--|-----------------|------------------------|-----------------------|
|  | Double Bit 3 mm | 1045 - 201 - xxx       | 1045 - 301 - xxx      |
|  | Double Bit 5 mm | 1045 - 202 - xxx       | 1045 - 302 - xxx      |
|  | Tabular         | 1045 - 20T - xxx       | 1045 - 30T - xxx      |
|  | Triangular 8 mm | 1045 - 203 - xxx       | 1045 - 303 - xxx      |
|  | Triangular 9 mm | 1045 - 209 - xxx       | 1045 - 309 - xxx      |
|  | Square 7 mm     | 1045 - 204 - xxx       | 1045 - 304 - xxx      |
|  | Square 8 mm     | 1045 - 205 - xxx       | 1045 - 305 - xxx      |
|  | Slotted         | 1045 - 208 - xxx       | 1045 - 308 - xxx      |
|  | Eastern Europe  | 1045 - 210 - xxx       | 1045 - 310 - xxx      |
|  | Hexagon 8 mm    | 1045 - 206 - xxx       | 1045 - 306 - xxx      |

You may chose the XXX section, on the side of the page.



Quarter Turns

### MATERIAL

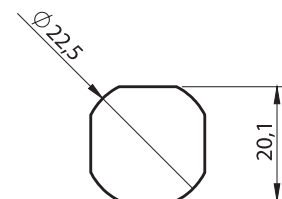
- Housing:** Zinc die, chrome plated or black coated
- Insert :** Zinc die, chrome plated or black coated
- Nut :** Zinc die, zinc plated
- Cam :** Steel, zinc plated

### OPTIONS

- Cams :**
- Keys :**


\* Stainless Steel version is available

### CUTOUT



IP 65 LH/RH RoHS

1380



1370



Quarter Turns

**MATERIAL**

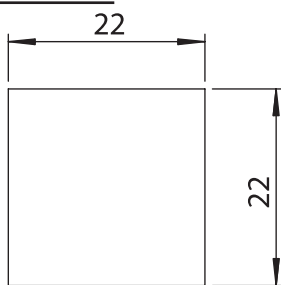
- Housing** : Polyamide (PA6 GFR30), black
- Insert** : Zinc die, zinc plated
- Cam** : Zinc die, zinc plated
- Assembly Bracket** : Stainless Steel

**OPTIONS**

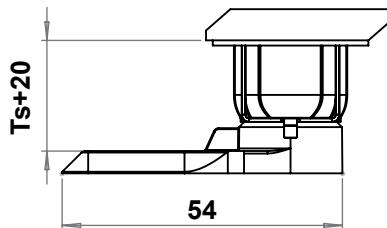
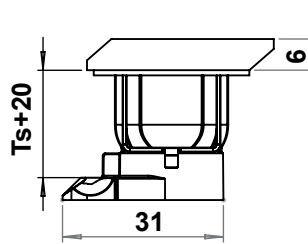
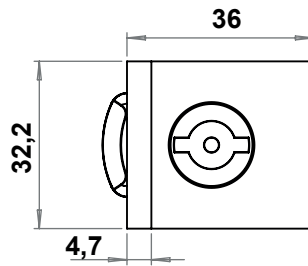
Contact with Elkomsan for your special cam requests

**Note:** Because of the assembly method, the lock is shipped unassembled.

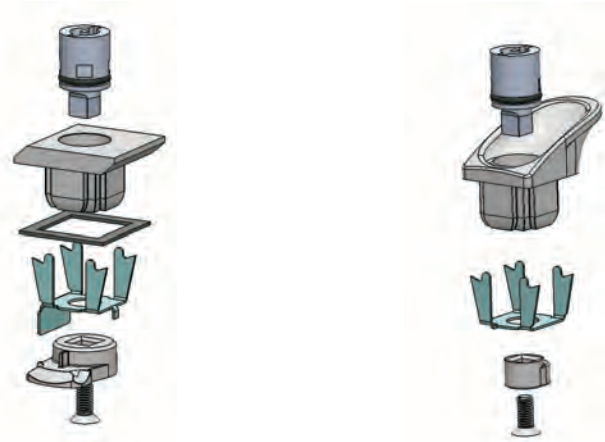
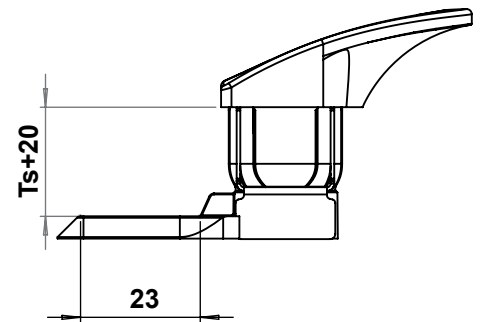
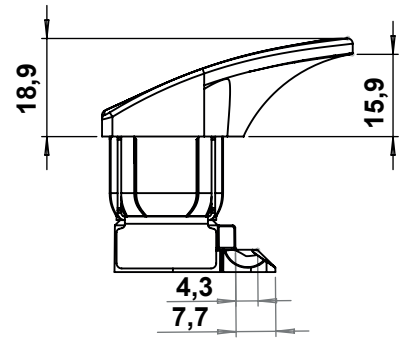
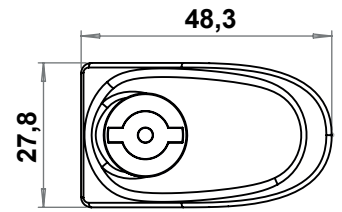
**CUTOUT**



**Flat Model**



**Fingerpull Model**



**1370 - Quarter Turn for Outside the Gasket**

|  | Insert Types    | 1370 - Flat Model |              | 1380 - Fingerpull Model |              |
|--|-----------------|-------------------|--------------|-------------------------|--------------|
|  |                 | Short Cam         | Long Cam     | Short Cam               | Long Cam     |
|  | Double Bit 3 mm | 1370-201-100      | 1370-201-200 | 1380-201-100            | 1380-201-200 |
|  | Double Bit 5 mm | 1370-202-100      | 1370-202-200 | 1380-202-100            | 1380-202-200 |
|  | Triangular 8 mm | 1370-203-100      | 1370-203-200 | 1380-203-100            | 1380-203-200 |
|  | Triangular 9 mm | 1370-209-100      | 1370-209-200 | 1380-209-100            | 1380-209-200 |
|  | Square 7 mm     | 1370-204-100      | 1370-204-200 | 1380-204-100            | 1380-204-200 |
|  | Square 8 mm     | 1370-205-100      | 1370-205-200 | 1380-205-100            | 1380-205-200 |

LH/RH

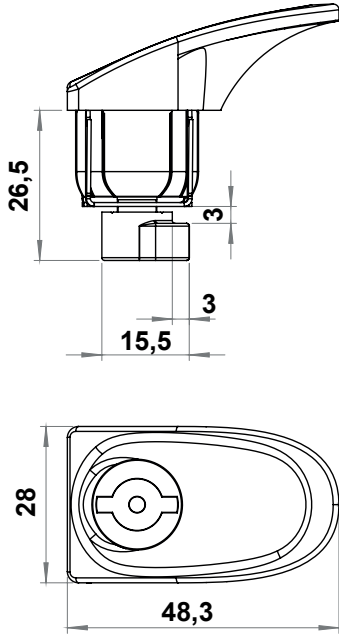
RoHS



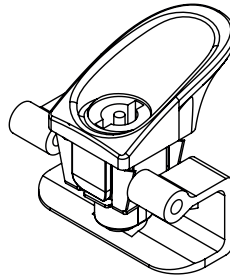
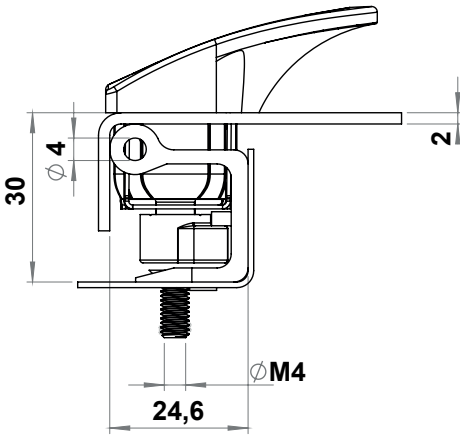
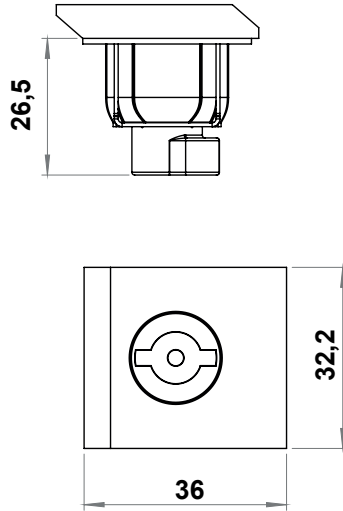
IP 55

IP 65

#### Fingerpull Model



#### Flat Model



Quarter Turns

#### MATERIAL

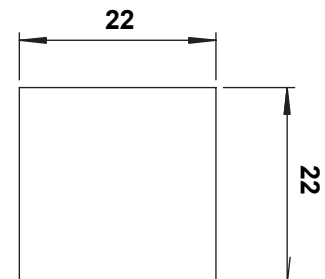
- Housing** : Polyamide (PA6 GFR30), black  
**Insert** : Zinc die, zinc plated  
**Cam** : Zinc die, zinc plated  
**Assembly Bracket** : Stainless Steel

#### OPTIONS

##### 3094 Hinge

- Bu ürünler özel bir kullanımda 3095 menteşeyle beraber kullanılabilir. Bu durumda kilit conta dışında çalışır. Menteşe; kilit karşılığı olarak kullanıldığından, kapı kolayca sağ sol kullanıma uygun hale getirilir.
- Bu uygulamada menteşeden 4 adet, kilitten 2 adet kullanılması gerekmektedir.
- Montaj yapısı sebebiyle demonte sevk edilmektedir.
- Menteşeyi ayrı sipariş ediniz.

#### CUTOUT



#### 1380 - Quarter Turn for Outside the Gasket


|  | Insert Types    | 1370 - Flat Model | 1380 - Fingerpull Model |
|--|-----------------|-------------------|-------------------------|
|  | Double Bit 3 mm | 1370 - 201 - 300  | 1380 - 201 - 300        |
|  | Double Bit 5 mm | 1370 - 202 - 300  | 1380 - 202 - 300        |
|  | Triangular 8 mm | 1370 - 203 - 300  | 1380 - 203 - 300        |
|  | Triangular 9 mm | 1370 - 209 - 300  | 1380 - 209 - 300        |
|  | Square 7 mm     | 1370 - 204 - 300  | 1380 - 204 - 300        |
|  | Square 8 mm     | 1370 - 205 - 300  | 1380 - 205 - 300        |

IP 65



LH/RH

RoHS



**MATERIAL**

**Housing:** Polyamide (PA6 GFR30), black /  
Zinc die chrome plated or black coated

**Nut** : Plastik / Zinc die, zinc plated

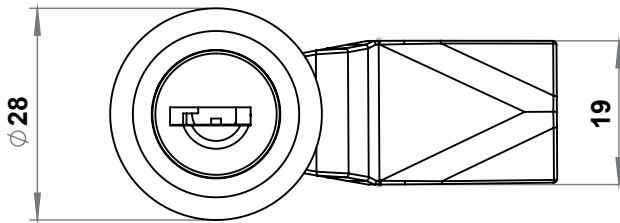
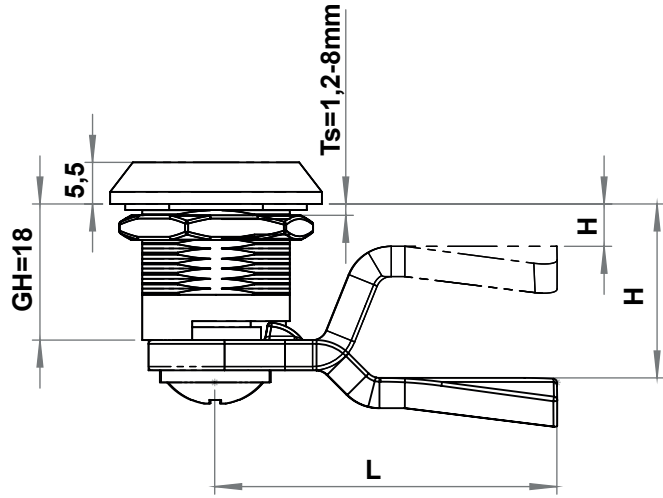
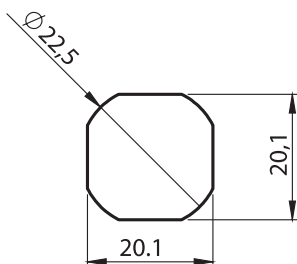
**Cam** : Plastik / Steel, zinc plated

**OPTIONS**

**Cams** :

\* Stainless Steel version is available

**CUTOUT**



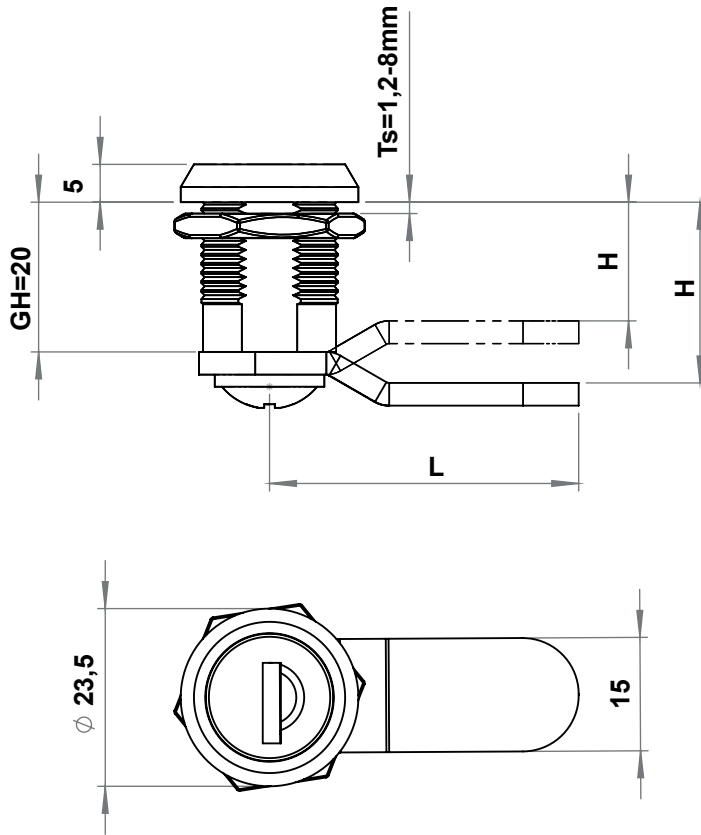
**1001 - Keyed Quarter Turn GH=18**

|              | Plastic (PA)     | Zinc die, Chrome Plated | Zinc die, Black Coated |
|--------------|------------------|-------------------------|------------------------|
| Keyed 3333   | 1001 - 900 - xxx | 1011 - 910 - xxx        | 1011 - 920 - xxx       |
| Keyed Same   | 1001 - 907 - xxx | 1011 - 917 - xxx        | 1011 - 927 - xxx       |
| Keyed Differ | 1001 - 909 - xxx | 1011 - 919 - xxx        | 1011 - 929 - xxx       |

You may chose the XXX section from tables of cams with stoper.







Quarter Turns

### MATERIAL

**Housing:** Zinc die, chrome plated or black coated

**Nut** : Zinc die, zinc plated

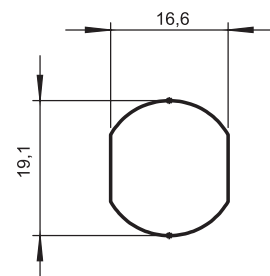
**Cam** : Steel, zinc plated

### OPTIONS

**Cams** :

| Stock Code | XXX   | CH   | L  | GH=20 |
|------------|-------|------|----|-------|
| 1900-512,7 | 512,7 | -7,3 | 20 | 12,7  |
| 1900-516,5 | 516,5 | -3,5 | 34 | 16,5  |
| 1900-520S1 | 520S1 | 0    | 32 | 20    |
| 1900-520   | 520   | 0    | 35 | 20    |
| 1900-520S  | 520S  | 0    | 45 | 20    |
| 1900-522   | 522   | 2    | 35 | 22    |
| 1900-523,5 | 523,5 | 3,5  | 39 | 23,5  |
| 1900-527   | 527   | 7    | 42 | 27    |

### CUTOUT



### 1004 - Keyed Quarter Turn GH=20

|              | Zinc die, Chrome Plated | Zinc die, Black Coated |
|--------------|-------------------------|------------------------|
| Keyed 3333   | 1004 - 910 - xxx        | 1004 - 920 - xxx       |
| Keyed Same   | 1004 - 917 - xxx        | 1004 - 927 - xxx       |
| Keyed Differ | 1004 - 919 - xxx        | 1004 - 929 - xxx       |


You may chose the XXX section, on the side of the page.

IP 44



LH/RH

RoHS



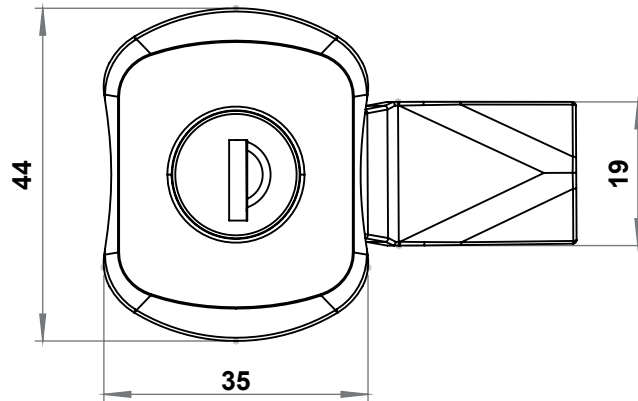
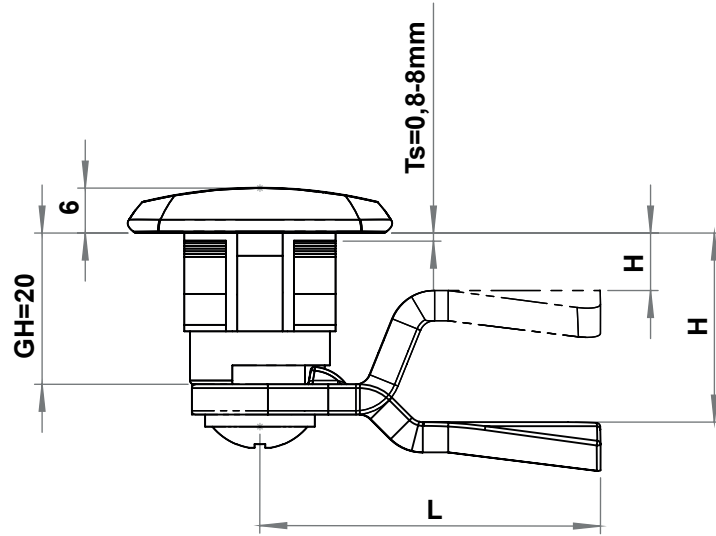
Quarter Turns

**MATERIAL**

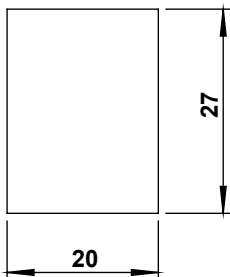
**Housing:** Polyamide (PA6 GFR30), black  
**Cam** : Steel, zinc plated /  
Polyamide (PA6 GFR30)

**OPTIONS**

**Cams** :



**CUTOUT**

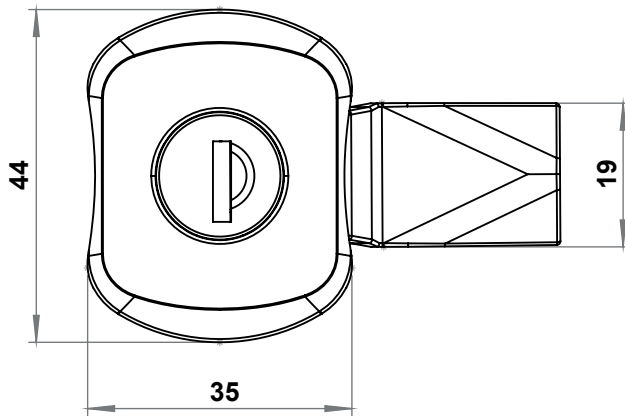
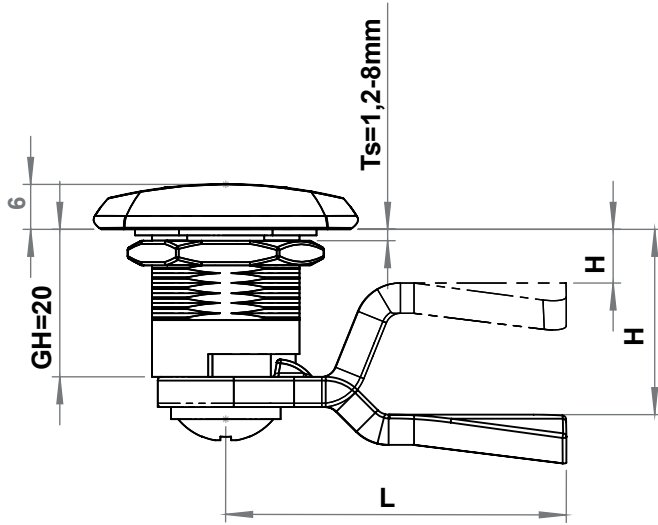


**1350 - Self fingerpull, Easy Assembly Keyed Quarter Turn GH=20**

|              | Plastic (PA)     |
|--------------|------------------|
| Keyed 3333   | 1350 - 900 - xxx |
| Keyed Same   | 1350 - 917 - xxx |
| Keyed Differ | 1350 - 919 - xxx |

You may chose the XXX section from tables of cams with stoper.





Quarter Turns

### MATERIAL

**Housing:** Polyamide (PA6 GFR30), black  
**Nut** : Polyamide (PA6 GFR30), black  
**Cam** : Steel, zinc plated /  
 Polyamide (PA6 GFR30)

### OPTIONS

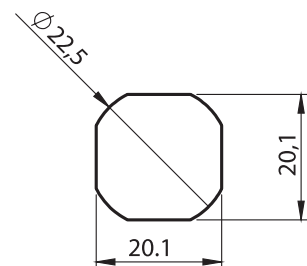
Cams :

### 1355 - Self fingerpull Keyed Quarter Turn

|              | Plastic (PA)     |
|--------------|------------------|
| Keyed 3333   | 1355 - 900 - xxx |
| Keyed Same   | 1355 - 917 - xxx |
| Keyed Differ | 1355 - 919 - xxx |

You may chose the XXX section from tables of cams with

### CUTOUT



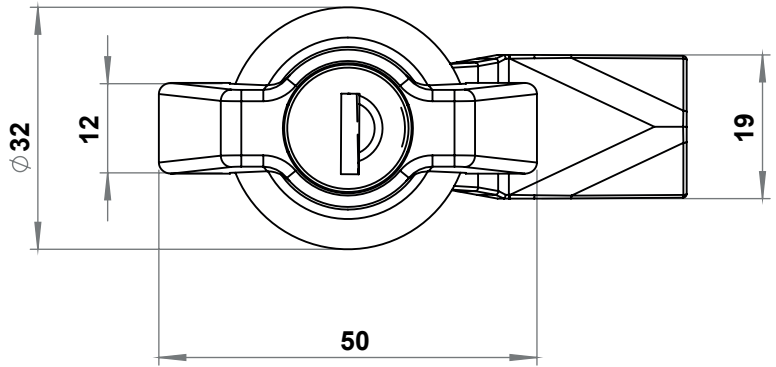
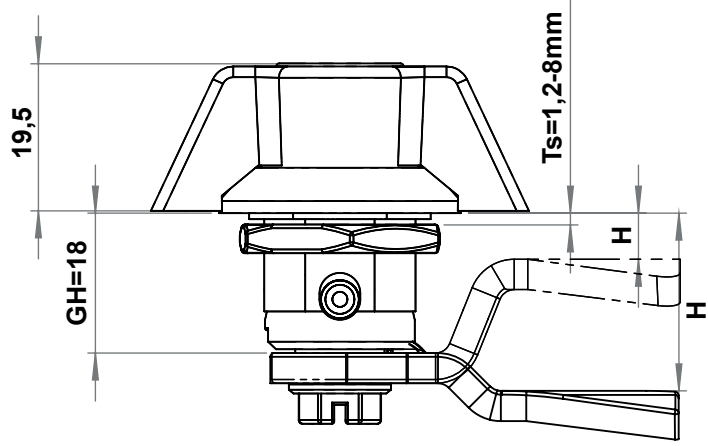

IP 65



LH/RH

RoHS

Quarter Turns



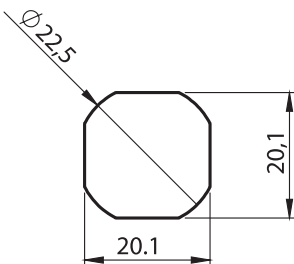
**MATERIAL**

- Housing:** Zinc die, chrome plated or black coated
- Wing knob:** Zinc die chrome or black coated PA over zinc die
- Nut :** Zinc die, zinc plated
- Cam :** Steel, zinc plated

**OPTIONS**

- Cams :**
- \* Stainless Steel version is available

**CUTOUT**

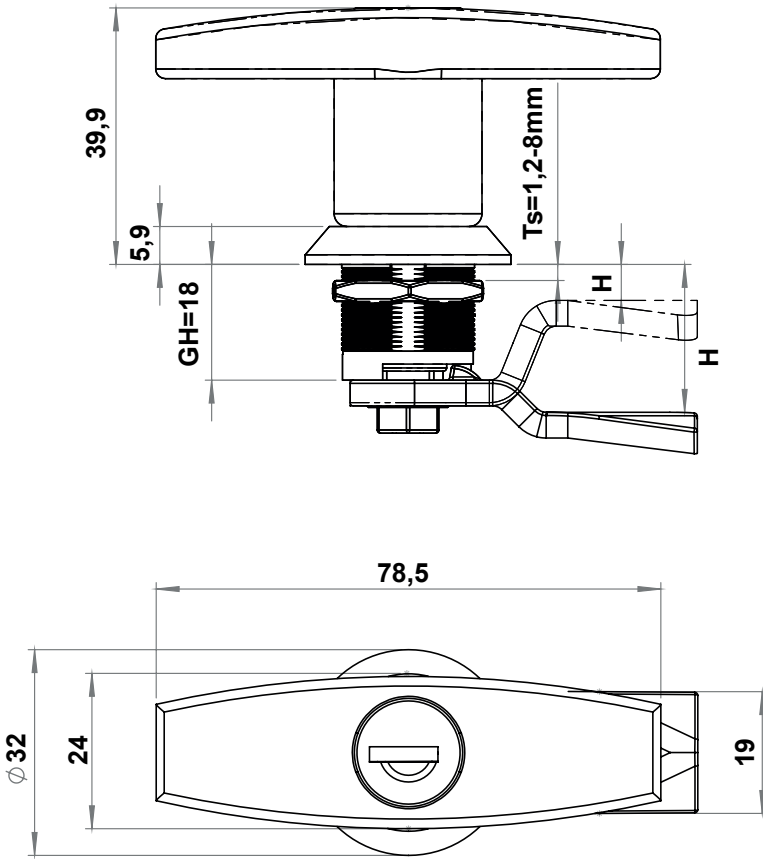


**1015 - Keyed Wing Knob GH=18**

|                   | PA over Zinc Die | Zinc die, Chrome plated | Zinc die, Black coated |
|-------------------|------------------|-------------------------|------------------------|
| Non-locking       | 1015 - 100 - xxx | 1015 - 210 - xxx        | 1015 - 220 - xxx       |
| Keyed 3333        | 1015 - 900 - xxx | 1015 - 910 - xxx        | 1015 - 920 - xxx       |
| Birbirini Açmayan | 1015 - 909 - xxx | 1015 - 919 - xxx        | 1015 - 929 - xxx       |



You may chose the XXX section from tables of cams with stoper.



Quarter Turns

**MATERIAL**

- Housing:** Zinc die, chrome plated or black coated
- T kol :** Zinc die, chrome plated or black coated / PA over zinc die
- Nus :** Zinc die, zinc plated
- Cam :** Steel, zinc plated

**OPTIONS**

**Cams :**

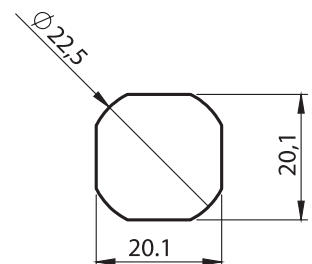
\* Stainless Steel version is available

**1201 - T Handle Quarter Turn GH=18**

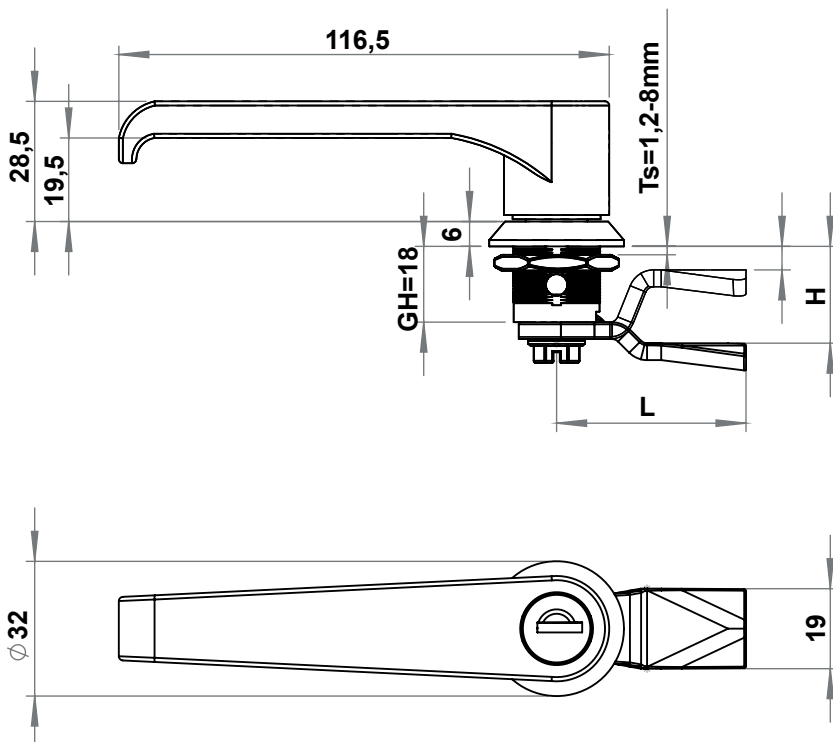
|             | PA over Zinc Die | Zinc die, Chrome plated | Zinc die, Black coated |
|-------------|------------------|-------------------------|------------------------|
| Non-locking | 1201 - 000 - xxx | 1201 - 200 - xxx        | 1201 - 100 - xxx       |
| Keyed 3333  | 1201 - 003 - xxx | 1201 - 203 - xxx        | 1201 - 103 - xxx       |

You may chose the XXX section from tables of cams with stoper.

**CUTOUT**



IP 65  LH/RH RoHS



**MATERIAL**

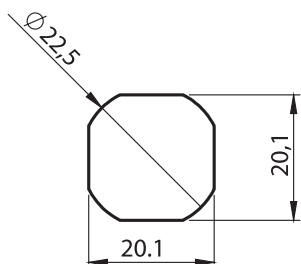
**Housing:** Zinc die, Chrome Plated or black coated  
**L Handle:** Zinc die, Chrome Plated or Black coated, PA over Zinc Die  
**Nut** : Zinc die, zinc plated  
**Cam** : Steel, zinc plated

\* Stainless Steel version is available

**OPTIONS**

**Cams** :

**CUTOUT**

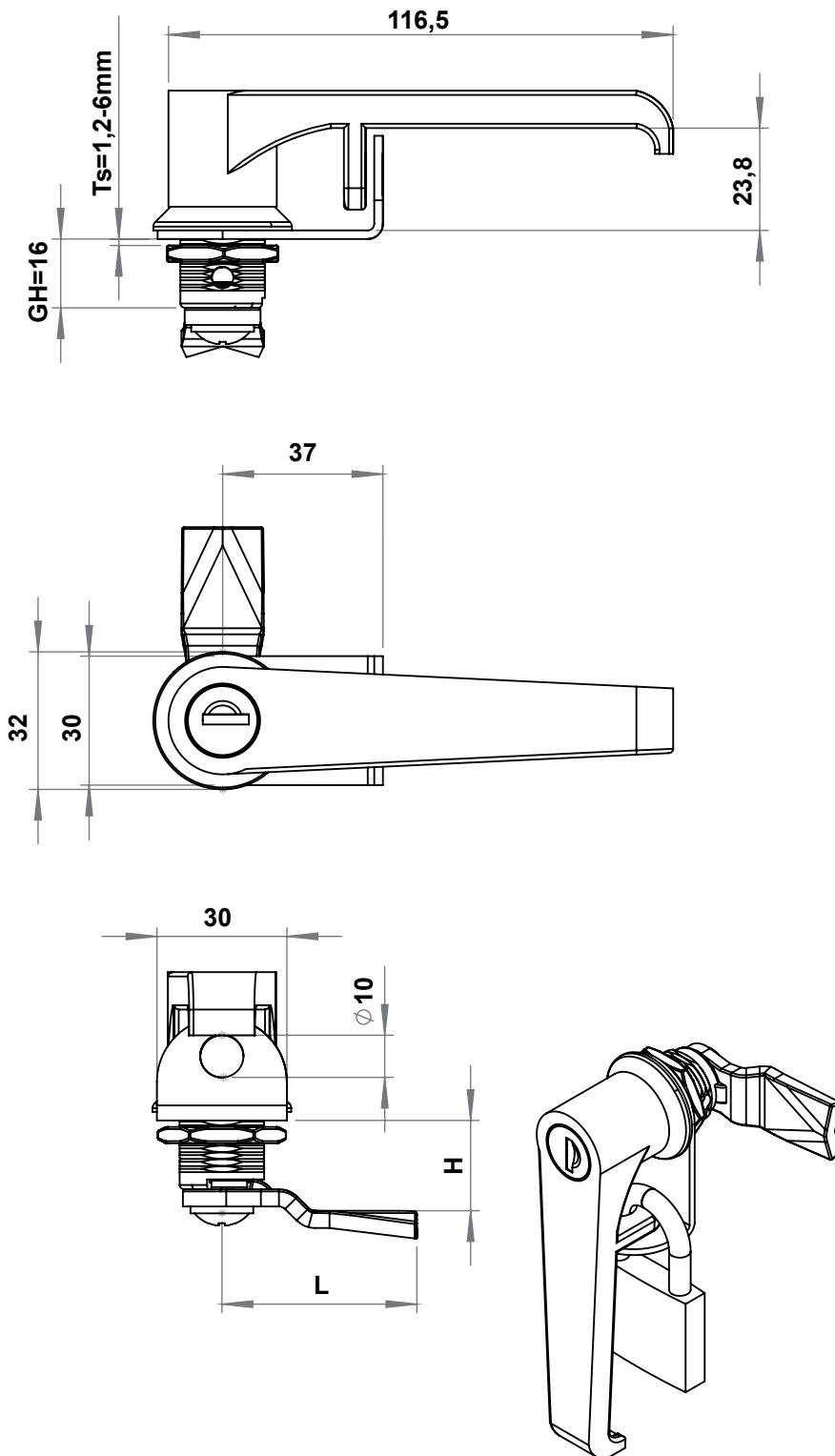


**1205 - L Handle Quarter Turn GH=18**

|             | PA over Zinc Die | Zinc die, Chrome plated | Zinc die, Black coated |
|-------------|------------------|-------------------------|------------------------|
| Non-locking | 1205 - 000 - xxx | 1205 - 200 - xxx        | 1205 - 100 - xxx       |
| Keyed 3333  | 1205 - 003 - xxx | 1205 - 203 - xxx        | 1205 - 103 - xxx       |

You may chose the XXX section from tables of cams with stoper.





### 1205 - Padlockable, L Handle Quarter Turn GH=16

|             | Zinc die,<br>Chrome plated | Zinc die,<br>Black coated |
|-------------|----------------------------|---------------------------|
| Non-locking | 1205 - 230 - xxx           | 1205 - 130 - xxx          |
| Keyed 3333  | 1205 - 233 - xxx           | 1205 - 133 - xxx          |

You may chose the XXX section from tables of cams with stoper.



Quarter Turns

### MATERIAL

**Housing:** Zinc die, chrome plated or black coated

**L handle:** Zinc die, chrome plated or black coated

**Nut :** Zinc die, zinc plated

**Cam :** Steel, zinc plated

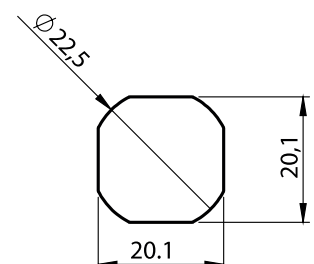
**Padlockable part:** Steel, black coated

### OPTIONS

**Cams :**  
**Keys :**

\* Due to the padlock part GH = 16mm.

### CUTOUT



IP 65



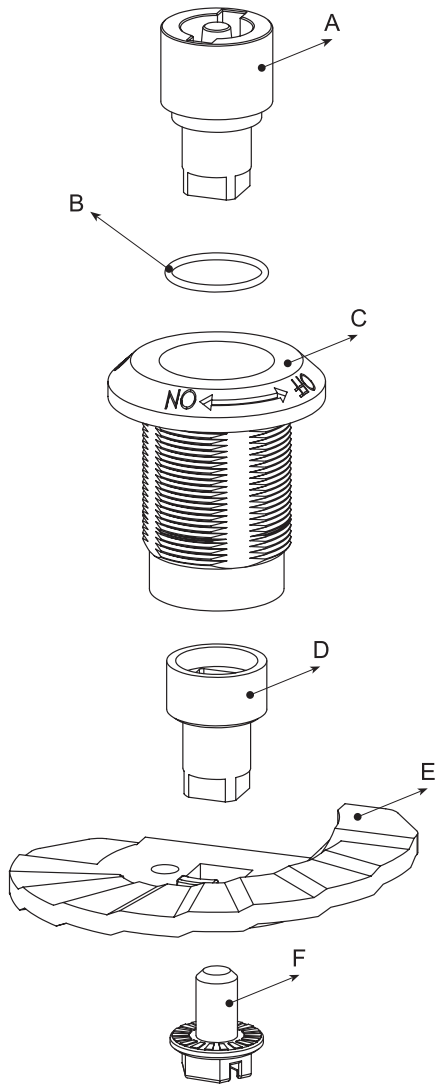
LH/RH

RoHS

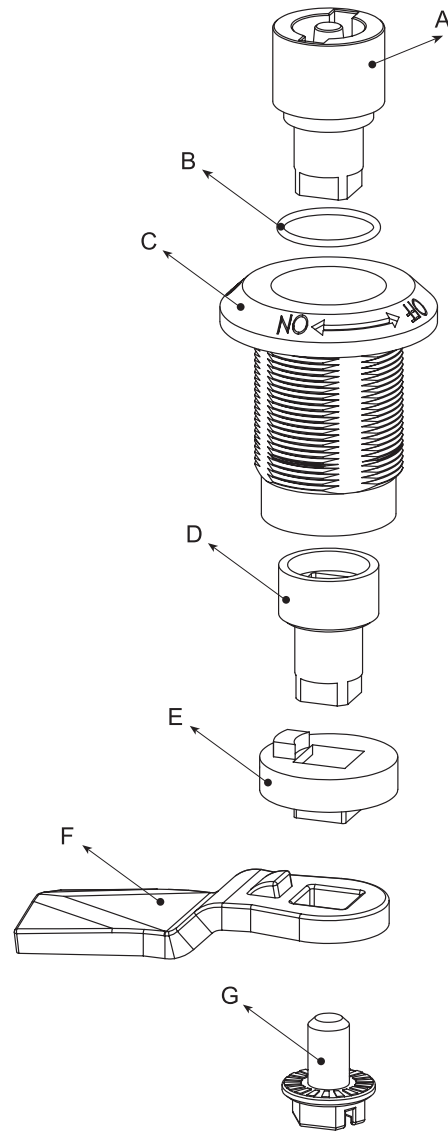


ASSEMBLY

Stepped Cam



Standard Cam

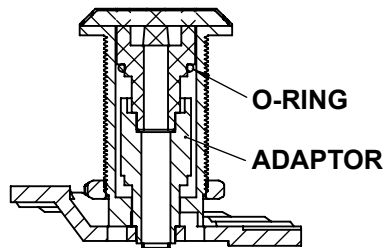
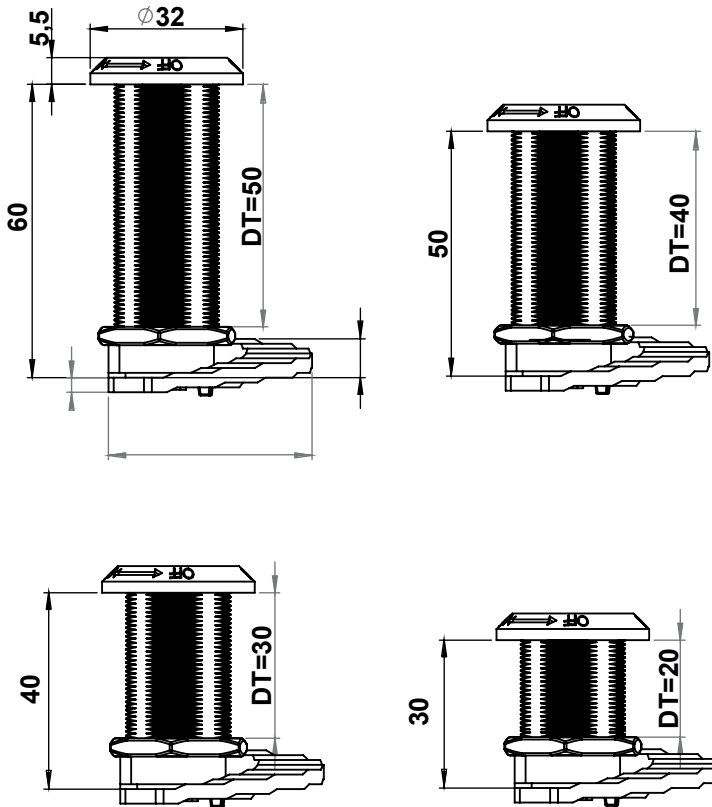


1020

- A : Insert (Zinc die)
- B : O'ring
- C : Housing (Zinc die)
- D : Adapter (Zinc die)
- E : Stepped Cam (Zinc die)
- F : Screw

1120

- A : Insert (Zinc die)
- B : O'ring
- C : Housing (Zinc die)
- D : Adapter (Zinc die)
- E : Adapter (Zinc die)
- F : Cam (Steel)
- G : Screw



### MATERIAL

- Housing:** Zinc die, chrome plated or black coated
- Insert :** Zinc die, chrome plated or black coated
- Cam :** Zinc die, zinc plated.

### OPTIONS

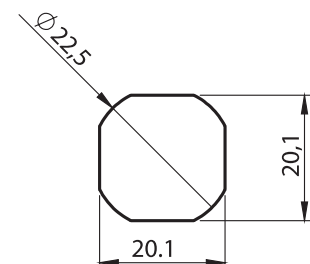
Cams :

### 1020 - High Body, Stepped Lock - Zinc die, Chrome Plated

|  | Insert Types    | GH=30      | GH=40      | GH=50      | GH=60      |
|--|-----------------|------------|------------|------------|------------|
|  | Double Bit 3 mm | 1023 - 201 | 1024 - 201 | 1025 - 201 | 1026 - 201 |
|  | Double Bit 5 mm | 1023 - 202 | 1024 - 202 | 1025 - 202 | 1026 - 202 |
|  | Triangular 8 mm | 1023 - 203 | 1024 - 203 | 1025 - 203 | 1026 - 203 |
|  | Triangular 9 mm | 1023 - 209 | 1024 - 209 | 1025 - 209 | 1026 - 209 |
|  | Square 7 mm     | 1023 - 204 | 1024 - 204 | 1025 - 204 | 1026 - 204 |
|  | Square 8 mm     | 1023 - 205 | 1024 - 205 | 1025 - 205 | 1026 - 205 |
|  | Slotted         | 1023 - 208 | 1024 - 208 | 1025 - 208 | 1026 - 208 |
|  | Eastern Europe  | 1023 - 210 | 1024 - 210 | 1025 - 210 | 1026 - 210 |

For the black coated versions, the fifth digit of the code should be 3 instead of 2. Example 1025 - 302

### CUTOUT



IP 65 LH/RH

Quarter Turns



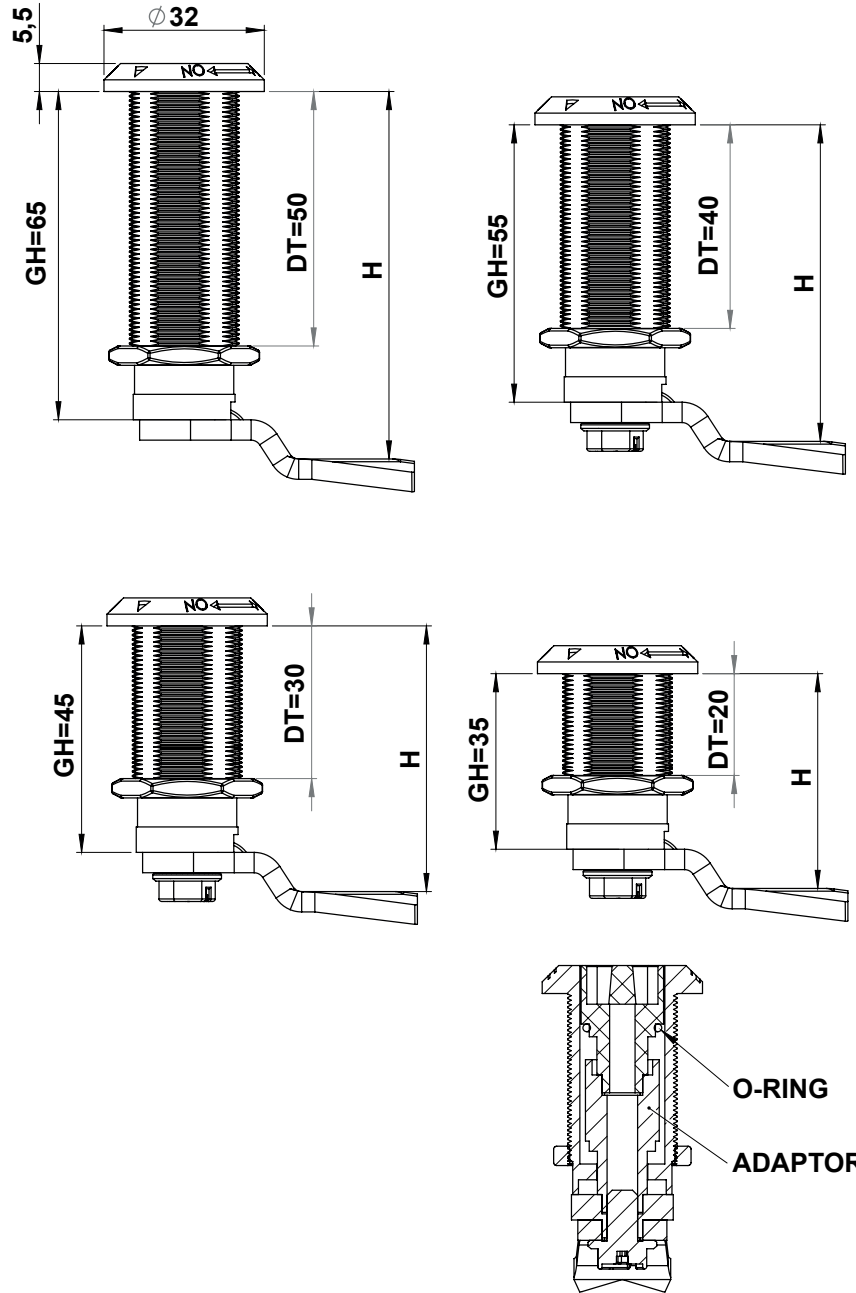
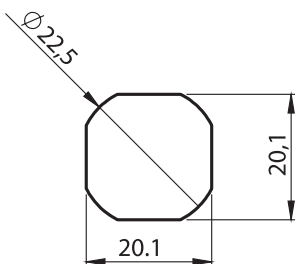
**MATERIAL**

- Housing:** Zinc die, Chrome Plated or black coated
- Insert :** Zinc die, Chrome Plated or black coated
- Cam :** Zinc die, zinc plated.

**OPTIONS**

- Cams :**
- Keys :**

**CUTOUT**



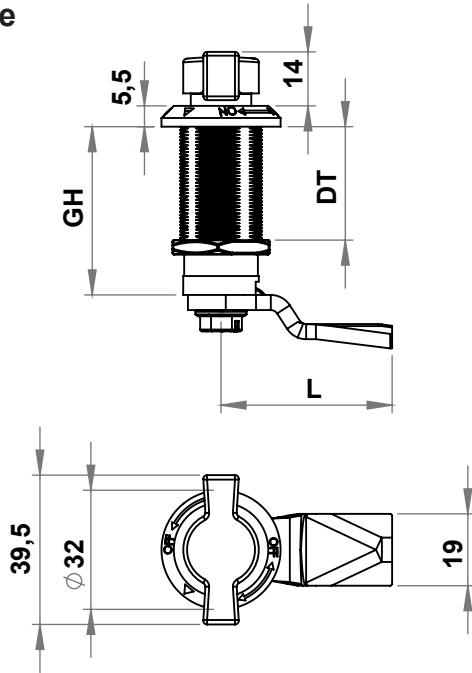
1120 - High Body Lock - Zinc die, Chrome Plated

|  | Insert Types    | GH=35            | GH=45            | GH=55            | GH=65            |
|--|-----------------|------------------|------------------|------------------|------------------|
|  | Double Bit 3 mm | 1123 - 201 - xxx | 1124 - 201 - xxx | 1125 - 201 - xxx | 1126 - 201 - xxx |
|  | Double Bit 5 mm | 1123 - 202 - xxx | 1124 - 202 - xxx | 1125 - 202 - xxx | 1126 - 202 - xxx |
|  | Triangular 8 mm | 1123 - 203 - xxx | 1124 - 203 - xxx | 1125 - 203 - xxx | 1126 - 203 - xxx |
|  | Triangular 9 mm | 1123 - 209 - xxx | 1124 - 209 - xxx | 1125 - 209 - xxx | 1126 - 209 - xxx |
|  | Square 7 mm     | 1123 - 204 - xxx | 1124 - 204 - xxx | 1125 - 204 - xxx | 1126 - 204 - xxx |
|  | Square 8 mm     | 1123 - 205 - xxx | 1124 - 205 - xxx | 1125 - 205 - xxx | 1126 - 205 - xxx |
|  | Slotted         | 1123 - 208 - xxx | 1124 - 208 - xxx | 1125 - 208 - xxx | 1126 - 208 - xxx |
|  | Eastern Europe  | 1123 - 210 - xxx | 1124 - 210 - xxx | 1125 - 210 - xxx | 1126 - 210 - xxx |

For the black coated versions, the fifth digit of the code should be 3 instead of 2. Example 1125 - 302 - xxx

IP 65 LH/RH RoHS

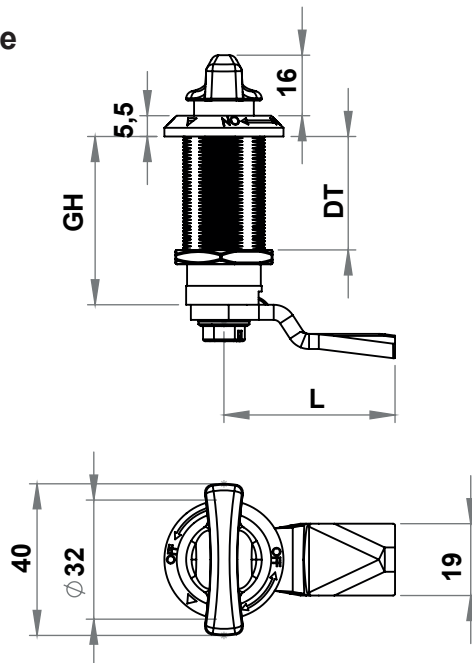
## A Type



| GH | DT | Wing knob<br>PA over Zinc Die | Wing knob<br>Plastic (PA) |
|----|----|-------------------------------|---------------------------|
| 35 | 20 | 1123 - 265 - xxx              | 1123 - 267 - xxx          |
| 45 | 30 | 1124 - 265 - xxx              | 1124 - 267 - xxx          |
| 55 | 40 | 1125 - 265 - xxx              | 1125 - 267 - xxx          |
| 65 | 50 | 1126 - 265 - xxx              | 1126 - 267 - xxx          |

You may chose the XXX section from tables of cams with stoper.  
\* Housing Zinc die, black coated.

## B Type



| GH | DT | Wing knob Zinc die<br>Chrome Plated | Wing knob<br>Plastic (PA) |
|----|----|-------------------------------------|---------------------------|
| 35 | 20 | 1123 - 276 - xxx                    | 1123 - 277 - xxx          |
| 45 | 30 | 1124 - 276 - xxx                    | 1124 - 277 - xxx          |
| 55 | 40 | 1125 - 276 - xxx                    | 1125 - 277 - xxx          |
| 65 | 50 | 1126 - 276 - xxx                    | 1126 - 277 - xxx          |

You may chose the XXX section from tables of cams with stoper.



Quarter Turns

## MATERIAL

**Housing:** Zinc die, chrome plated or black coated

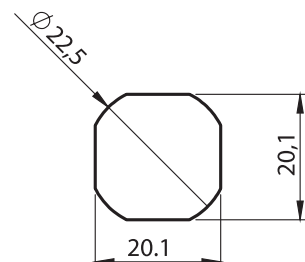
**Insert :** Zinc die, chrome plated or black coated

**Cam :** Zinc die, zinc plated.

## OPTIONS

**Cams :**  
**Keys :**

## CUTOUT



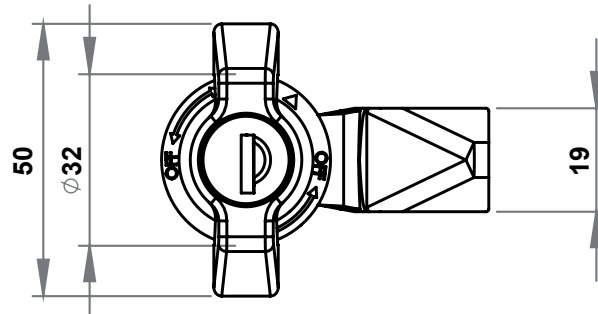
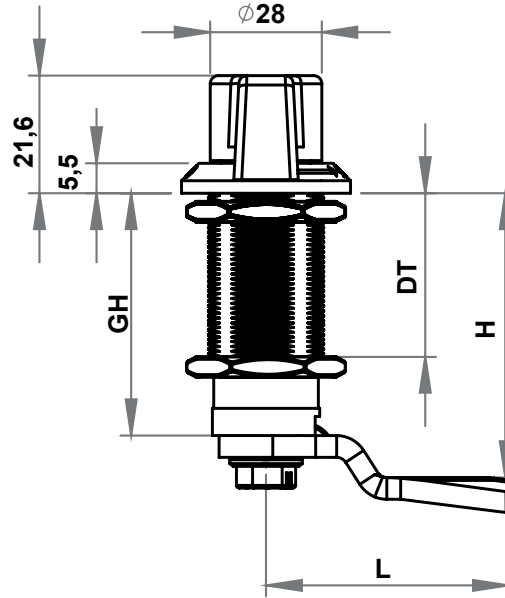

IP 65



LH/RH

RoHS

Quarter Turns



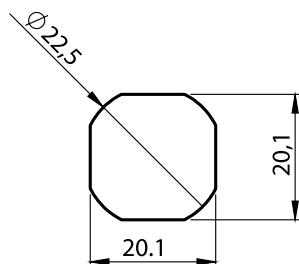
**MATERIAL**

- Housing** : Zinc die, chrome plated or black coated
- Wing knob** : Zinc die, chrome plated or black coated
- Nut** : Zinc die, zinc plated
- Cam** : Steel, zinc plated

**OPTIONS**

- Cams** :
- Keys** :

**CUTOUT**

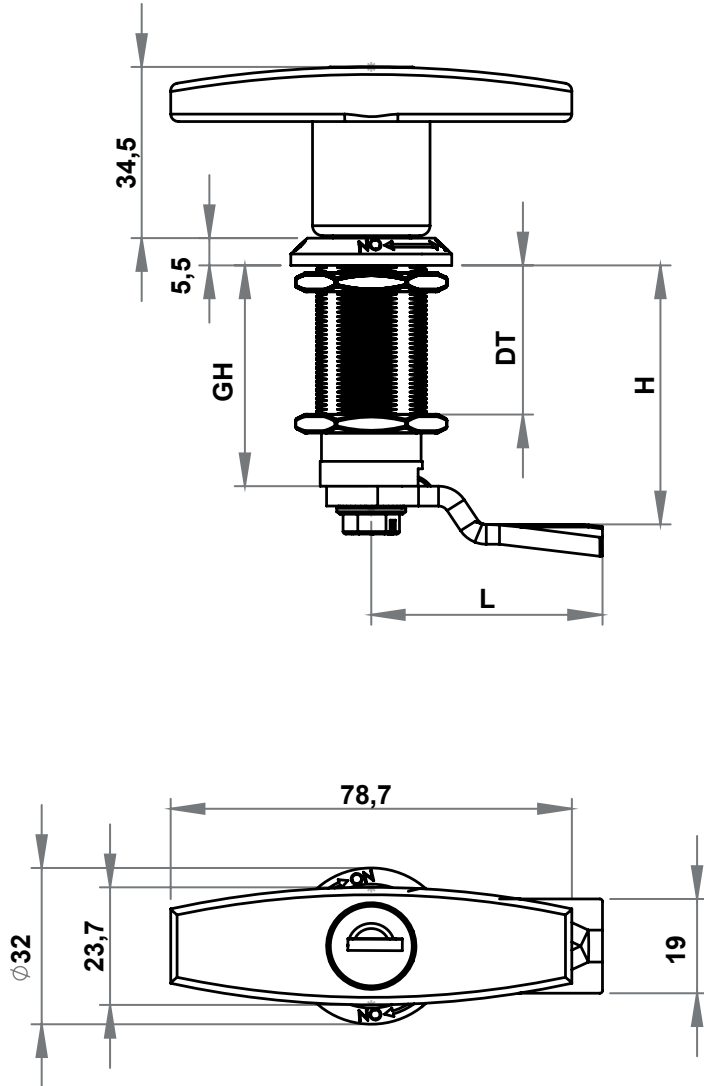


**1015 - High Body Locking Wing Knob - Chrome Plated Zinc die**

| GH          | 35               | 45               | 55               | 65               |
|-------------|------------------|------------------|------------------|------------------|
| DT          | 20               | 30               | 40               | 50               |
| Non-locking | 1015 - 320 - xxx | 1015 - 420 - xxx | 1015 - 520 - xxx | 1015 - 620 - xxx |
| Keyed 3333  | 1015 - 323 - xxx | 1015 - 423 - xxx | 1015 - 523 - xxx | 1015 - 623 - xxx |
| Keyed Same  | 1015 - 329 - xxx | 1015 - 429 - xxx | 1015 - 529 - xxx | 1015 - 629 - xxx |

For the black coated versions, the fifth digit of the code should be 3 instead of 2. Example 1015 - 533 - xxx





Quarter Turns

### MATERIAL

**Housing** : Zinc die, chrome plated or black coated

**T Handle** : Zinc die, chrome plated or black coated

**Nut** : Zinc die, zinc plated

**Cam** : Steel, zinc plated

### OPTIONS

**Cams** :

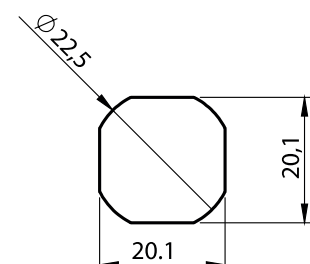
**Keys** :

### 1201 - High Body T Handle Locking

| GH          | 35               | 45               | 55               | 65               |
|-------------|------------------|------------------|------------------|------------------|
| DT          | 20               | 30               | 40               | 50               |
| Non-locking | 1201 - 320 - xxx | 1201 - 420 - xxx | 1201 - 520 - xxx | 1201 - 620 - xxx |
| Keyed 3333  | 1201 - 323 - xxx | 1201 - 423 - xxx | 1201 - 523 - xxx | 1201 - 623 - xxx |
| Keyed Same  | 1201 - 329 - xxx | 1201 - 429 - xxx | 1201 - 529 - xxx | 1201 - 629 - xxx |

For the black coated versions, the fifth digit of the code should be 3 instead of 2. Example 1201 -- 533 xxx

### CUTOUT



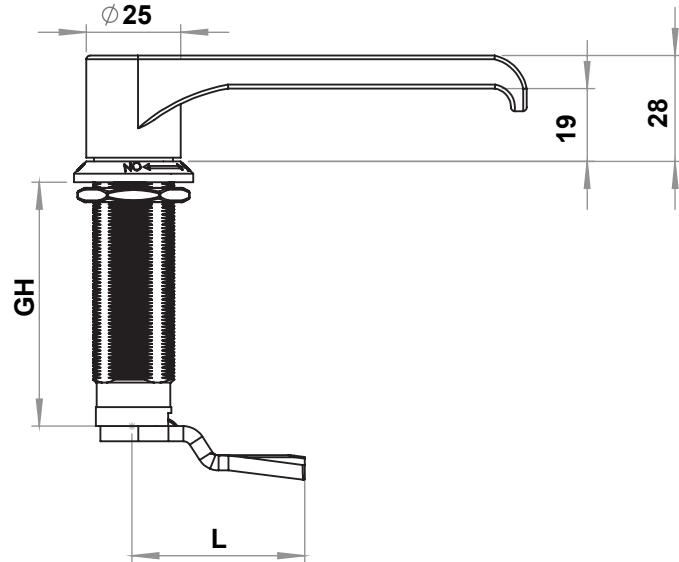
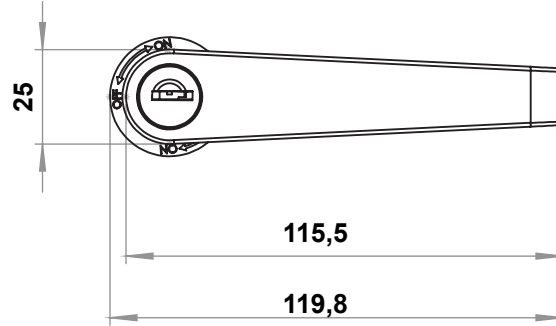
IP 65



LH/RH

RoHS

Quarter Turns



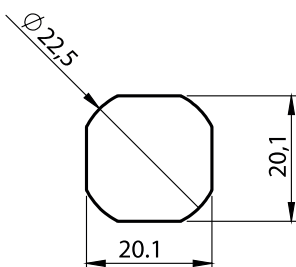
**MATERIAL**

- Housing:** Zinc die chrome plate or black coated
- L Handle:** Zinc die chrome plate or black coated
- Nut** : Zinc die, zinc plated
- Cam** : Steel, zinc plated

**OPTIONS**



- Cams** :
- Keys** :

**CUTOUT**



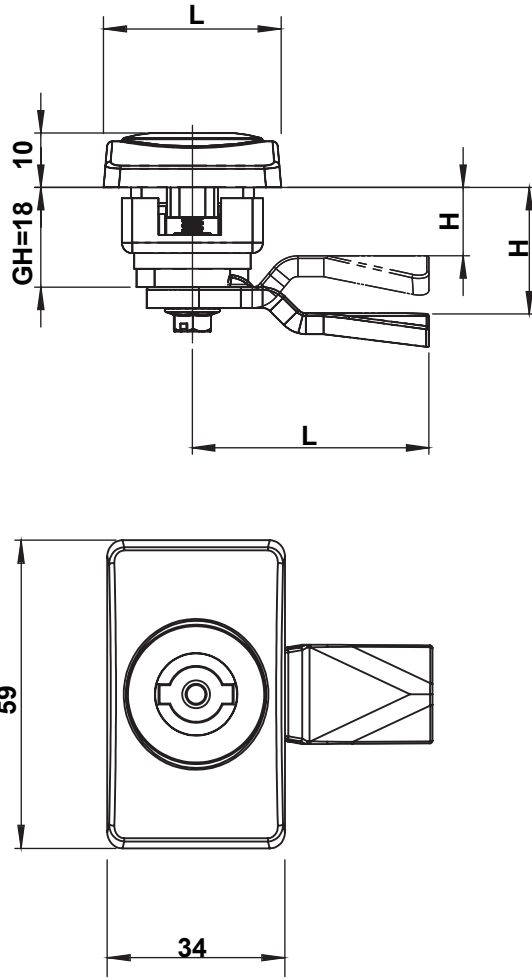
**1205 - High Body L Handle Locking - Chrome Plated Zinc die**

| GH          | 35               | 45               | 55               | 65               |
|-------------|------------------|------------------|------------------|------------------|
| DT          | 20               | 30               | 40               | 50               |
| Non-locking | 1205 - 320 - xxx | 1205 - 420 - xxx | 1205 - 520 - xxx | 1205 - 620 - xxx |
| Keyed 3333  | 1205 - 323 - xxx | 1205 - 423 - xxx | 1205 - 523 - xxx | 1205 - 623 - xxx |
| Keyed Same  | 1205 - 329 - xxx | 1205 - 429 - xxx | 1205 - 529 - xxx | 1205 - 629 - xxx |

IP 65  LH/RH  RoHS 

For the black coated versions, the fifth digit of the code should be 3 instead of 2. Example 1205 - 533 xxx





Quarter Turns

**MATERIAL**

**Housing:** Polyamide (PA6 GFR30), black  
**Insert :** Zinc die, chrome plated  
**Cam :** Plastic / Steel, zinc plated

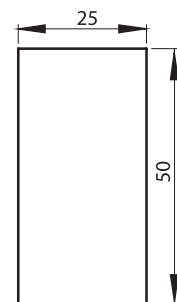
**Options**

**Cams :**  
**Keys :**

**2810 - Quarter Turn GH=18**

|  | Insert Types    |                  |
|--|-----------------|------------------|
|  | Double Bit 3 mm | 2810 - 201 - xxx |
|  | Double Bit 5 mm | 2810 - 202 - xxx |
|  | Triangular 8 mm | 2810 - 203 - xxx |
|  | Triangular 9 mm | 2810 - 209 - xxx |
|  | Square 7 mm     | 2810 - 204 - xxx |
|  | Square 8 mm     | 2810 - 205 - xxx |
|  | Slotted         | 2810 - 208 - xxx |
|  | Eastern Europe  | 2810 - 210 - xxx |

You may chose the XXX section from tables of cams with stoper.

**CUTOUT**

IP 65



LH/RH



RoHS



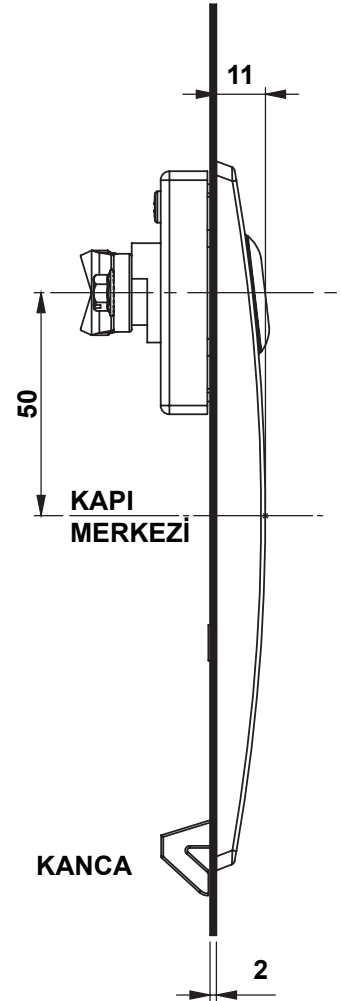
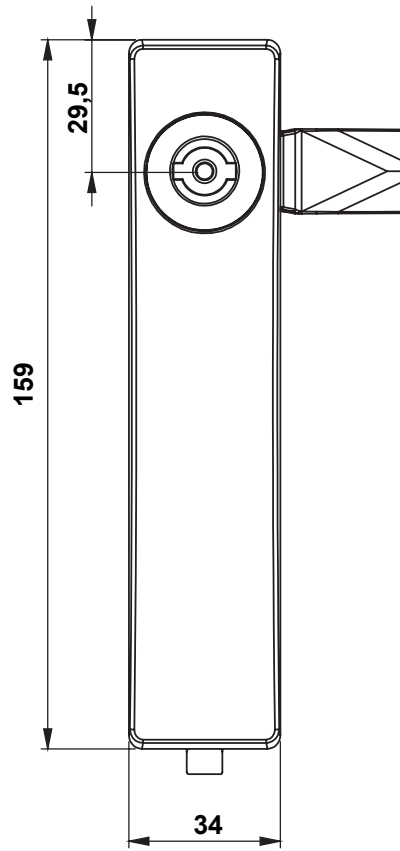
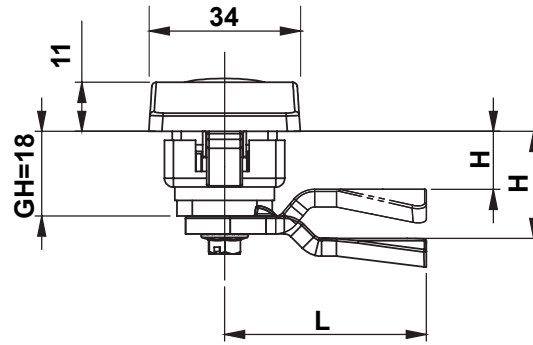
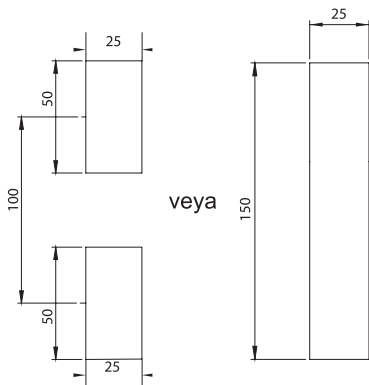
**MATERIAL**

**Housing:** Polyamide (PA6 GFR30), black  
**Insert :** Zinc die, chrome plated  
**Cam :** Plastic / Steel, zinc plated

**OPTIONS**

**Cams :**  
**Keys :**

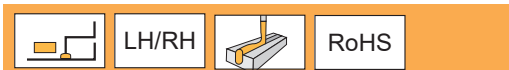
**CUTOUT**

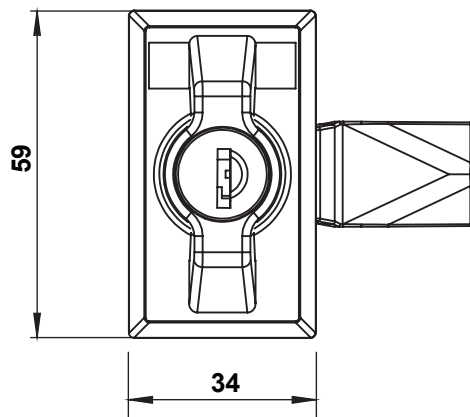
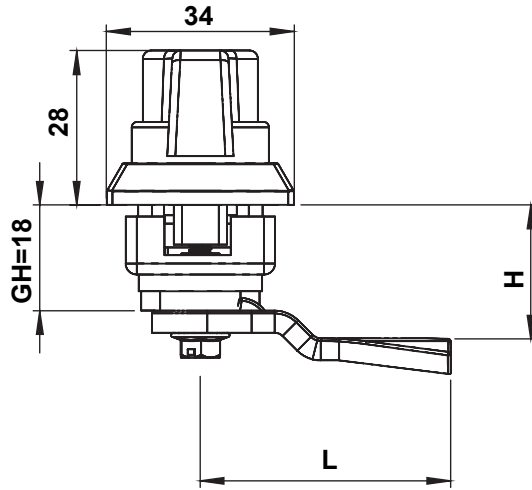


**2840 - Quarter Turn**

|  | Insert Types    | GH=30            |
|--|-----------------|------------------|
|  | Double Bit 3 mm | 2840 - 201 - xxx |
|  | Double Bit 5 mm | 2840 - 202 - xxx |
|  | Triangular 8 mm | 2840 - 203 - xxx |
|  | Triangular 9 mm | 2840 - 209 - xxx |
|  | Square 7 mm     | 2840 - 204 - xxx |
|  | Square 8 mm     | 2840 - 205 - xxx |
|  | Slotted         | 2840 - 208 - xxx |
|  | Eastern Europe  | 2840 - 210 - xxx |

You may chose the XXX section from tables of cams with stoper.





Quarter Turns

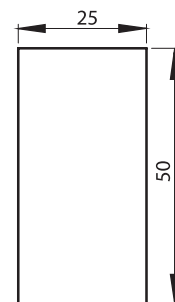
### MATERIAL

**Housing** : Polyamide (PA6 GFR30), black  
**Wing knob**: Zinc die, black coated  
**Cam** : Plastic / Steel, zinc plated

### OPTIONS

**Cams** :

### CUTOUT



### 2850 - Quarter Turns Wing Knob Locking

|             |                  |
|-------------|------------------|
|             |                  |
| Non-locking | 2850 - 300 - xxx |
| Keyed 3333  | 2850 - 303 - xxx |

You may chose the XXX section from tables of cams with stoper.



LH/RH



RoHS



**MATERIAL**

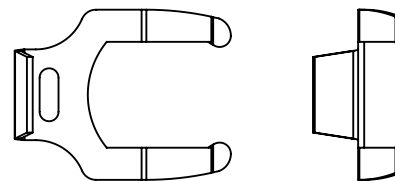
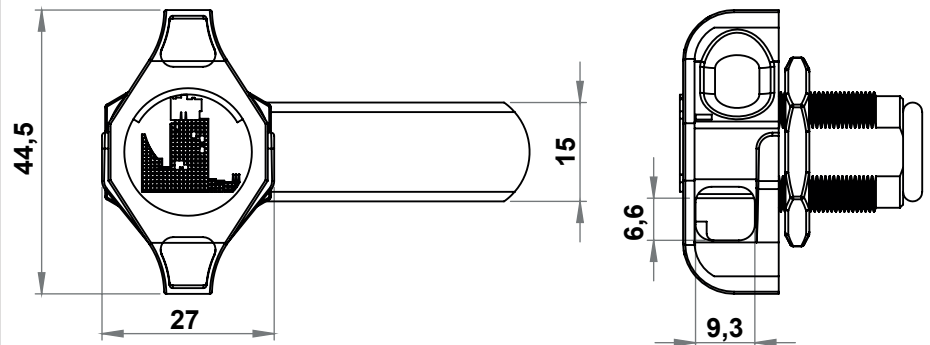
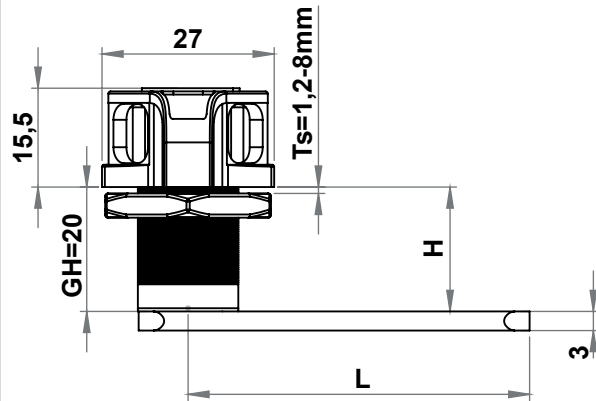
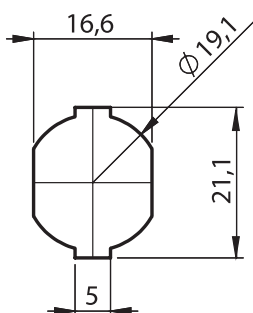
- Housing:** Zinc die, chrome plated or black coated
- Nut** : Zinc die, zinc plated
- Cam** : Steel, zinc plated
- Fork** : Spring Steel

**OPTIONS**

Cams :

| Stock Code | XXX | CH   | L    | GH=20 |
|------------|-----|------|------|-------|
| 1900-801   | 801 | 0    | 53,5 | 20    |
| 1900-802   | 802 | 0    | 85   | 20    |
| 1900-803   | 803 | 1    | 53,5 | 21    |
| 1900-804   | 804 | 6    | 63   | 26    |
| 1900-800   | 800 | 7    | 40   | 27    |
| 1900-806   | 806 | 8    | 50   | 28    |
| 1900-805   | 805 | 13,5 | 76   | 33,5  |

**CUTOUT**



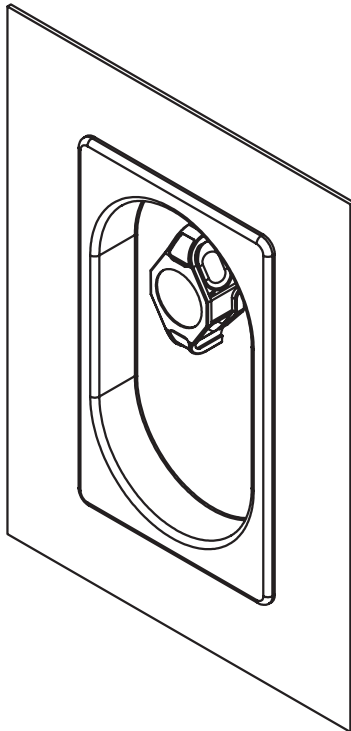
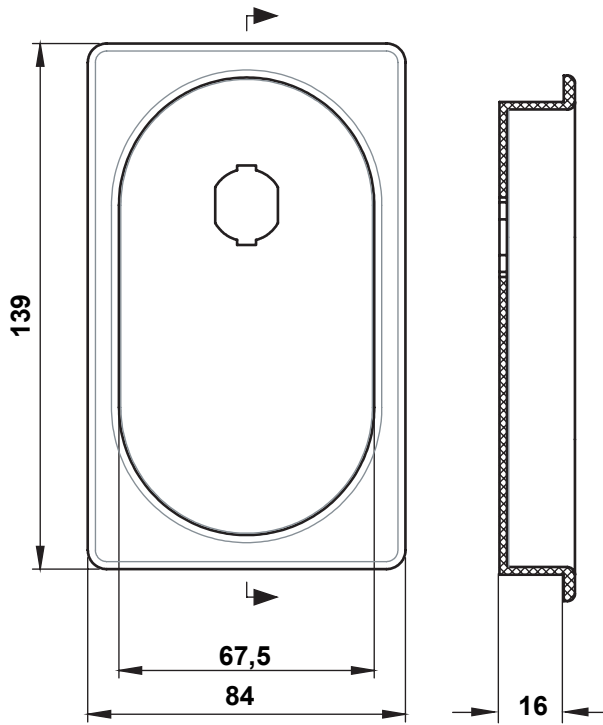
Assembly Circlip

**1100 - Padlockable Quarter Turn GH=20**

| Assembly Nut            | Zinc die Chrome Plated | Zinc die Black Coated |
|-------------------------|------------------------|-----------------------|
| Suitable for right door | 1100 - 100 - xxx       | 1100 - 180 - xxx      |
| Suitable for left door  | 1100 - 101 - xxx       | 1100 - 181 - xxx      |

| Assembly Fork           | Zinc die Chrome Plated | Zinc die Black Coated |
|-------------------------|------------------------|-----------------------|
| Suitable for right door | 1100 - 200 - xxx       | 1100 - 280 - xxx      |
| Suitable for left door  | 1100 - 201 - xxx       | 1100 - 281 - xxx      |

You may chose the XXX section, on the side of the page.

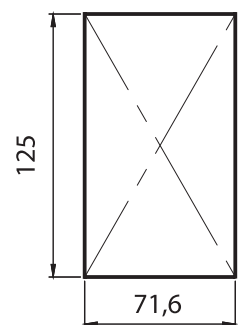


Quarter Turns

### MATERIAL

Panel : Polistrane (PS), black

### CUTOUT



### 7202 - Assembly Dish

|             |            |
|-------------|------------|
| Item Number | 7202 - 001 |
|-------------|------------|

RoHS

## 7203 Finger Pull

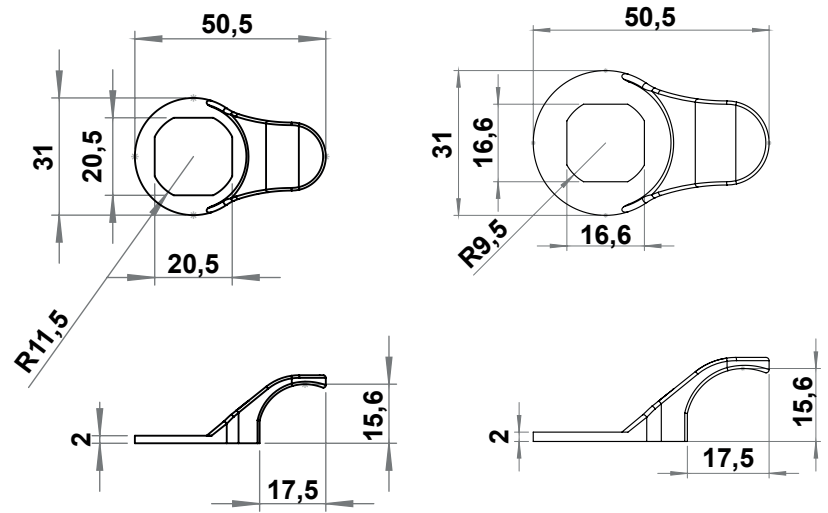


Quarter Turns

### MATERIAL

Housing : Polyamide

**Important Note:** When fingerpull is used, it is necessary to note that the GH dimension will become smaller 2mm. Because of this reason, the H dimension of the chosen cam, should be +2mm deeper.



### 7203 - Finger Pull

| Cutout | Product Family can be used         | Item Number |
|--------|------------------------------------|-------------|
|        | 1800, 1817, 1842, 1801, 1011, 1001 | 7203 - 001  |
|        | 1814, 1824, 1834                   | 7203 - 002  |
|        | 1004, 1890                         | 7203 - 002  |

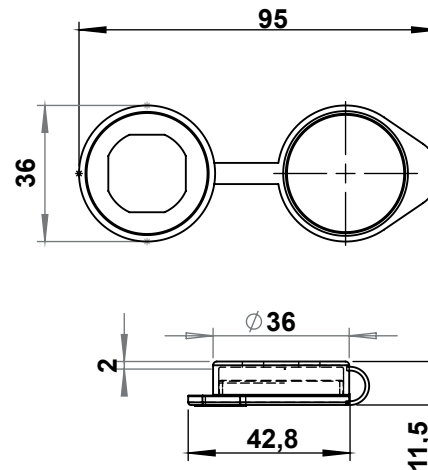
## 7210 Dust Cover



### MATERIAL

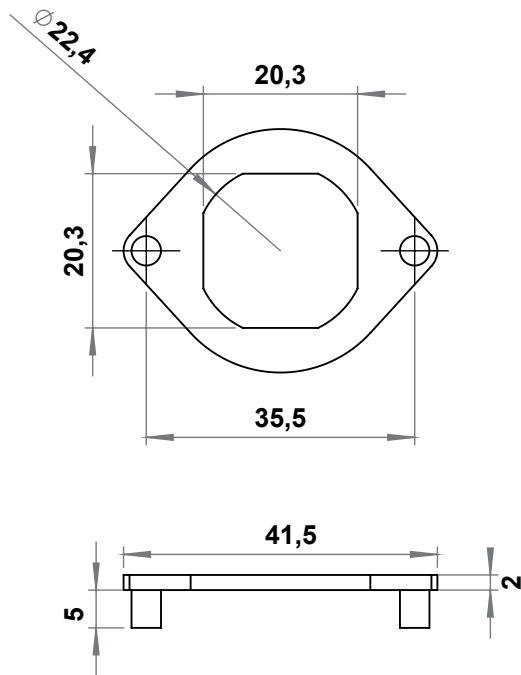
Housing : Poli Propilen

**Important Note:** When dust cover is used, it is necessary to note that the GH dimension will be smaller by 2mm. Because of this reason, the H dimension of the chosen cam, should be +2mm deeper.



### 7210 -Dust Cover

| Cutout | Product Family can be used         | Item Number |
|--------|------------------------------------|-------------|
|        | 1800, 1817, 1842, 1801, 1011, 1001 | 7210 - 001  |
|        | 1814, 1824, 1834                   | 7210 - 002  |
|        | 1004, 1890                         | 7210 - 002  |



**2900-407 - Fixing Adapter**

|             |            |
|-------------|------------|
| Item Number | 2900 - 407 |
|-------------|------------|

**2900-407  
Fixing Adapter**

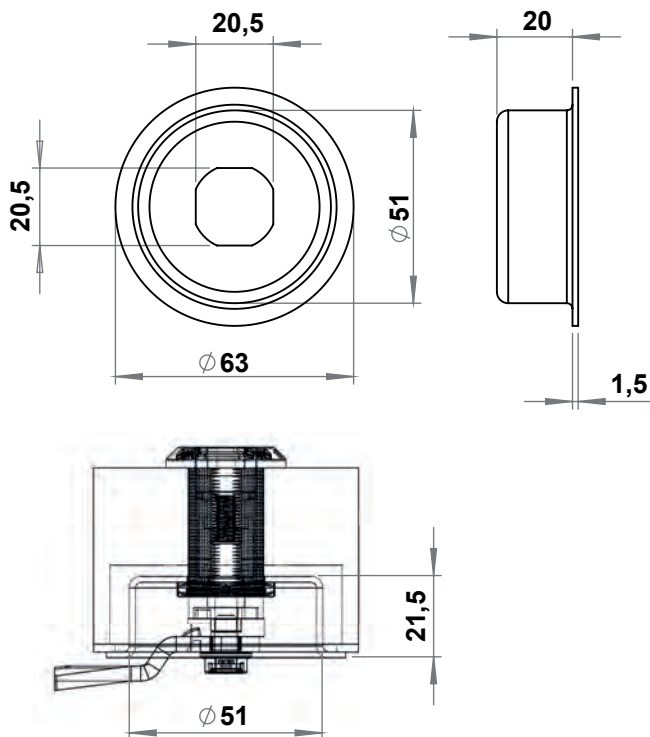


Quarter Turns

**MATERIAL**

Zinc die, zinc plated

**Important Note:** When Fixing Adapter is used, it is necessary to note that the GH dimension will be smaller by 2mm.



**2900-450 - Assembly Dish**

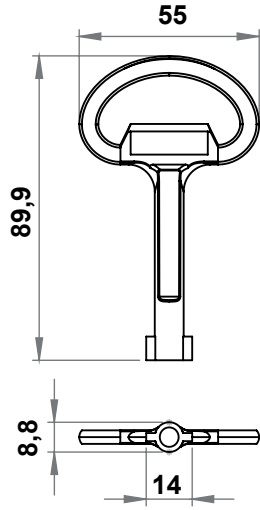
|             |            |
|-------------|------------|
| Item Number | 2900 - 450 |
|-------------|------------|

**2900 - 450  
Assembly Dish**

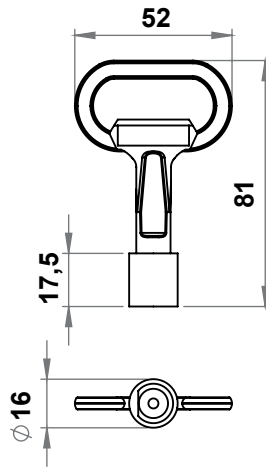


**MATERIAL**

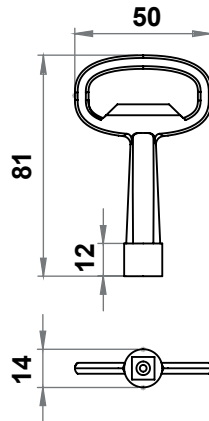
Steel, zinc plated



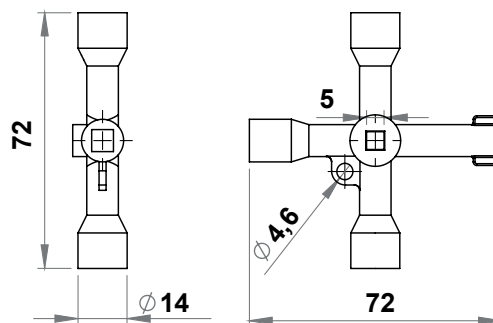
|  | Material     | Zinc die, Chrome Plated | Zinc die, Black Coated |
|--|--------------|-------------------------|------------------------|
|  | Çentikli 3mm | 1000-612                | 1000-512               |
|  | Çentikli 5mm | 1000-611                | 1000-511               |



|  | Material    | Zinc die, Chrome Plated | Zinc die, Black Coated |
|--|-------------|-------------------------|------------------------|
|  | Doğu Avrupa | 1000-616                | 1000-516               |





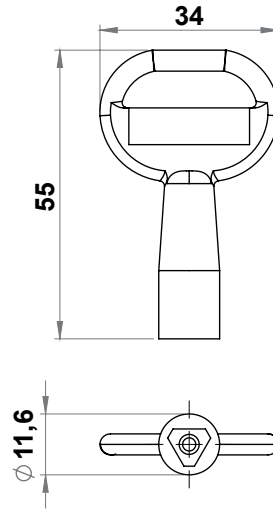
|  | Material  | Zinc die, Chrome Plated | Zinc die, Black Coated |
|--|-----------|-------------------------|------------------------|
|  | Square 6  | 1000-618C               | 1000-518C              |
|  | Square 7  | 1000-620                | 1000-520               |
|  | Square 8  | 1000-614                | 1000-514               |
|  | Square 10 | 1000-622                | 1000-522               |










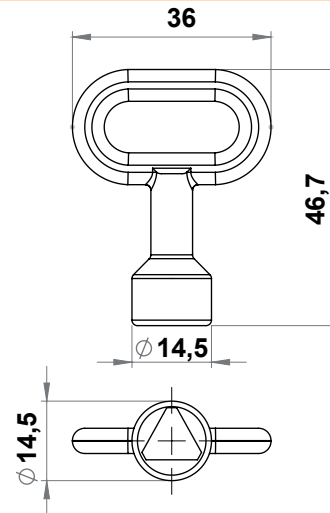
| Zinc die, Chrome Plated | Zinc die, Black Coated |
|-------------------------|------------------------|
| 1000-999                | 1000-888               |










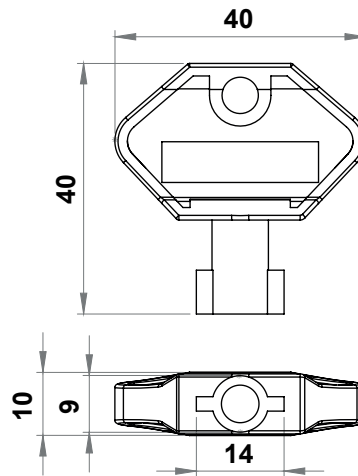
|   | Material       | Zinc die, Chrome Plated | Zinc die, Black Coated |
|---|----------------|-------------------------|------------------------|
|  | Square 6       | 1000-618                | 1000-518               |
|  | Triangular 6,5 | 1000-617                | 1000-517               |



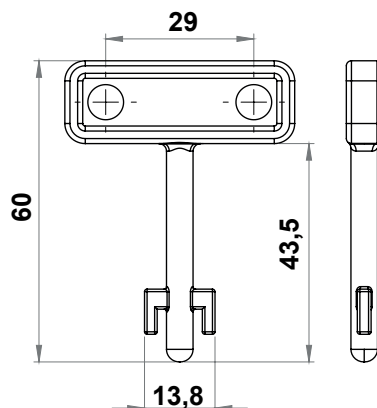
|   | Material        | Zinc die, Chrome Plated | Zinc die, Black Coated |
|---|-----------------|-------------------------|------------------------|
|    | Double Bit 3 mm | 1000-811                | 1000-711               |
|    | Double Bit 5 mm | 1000-812                | 1000-712               |
|    | Triangular 7    | 1000-819                | 1000-719               |
|    | Triangular 8    | 1000-813                | 1000-713               |
|  | Triangular 9    | 1000-821                | 1000-721               |
|  | Square 7        | 1000-820                | 1000-720               |
|  | Square 8        | 1000-814                | 1000-714               |



|   | Material        | Plastic(PA) Black |
|---|-----------------|-------------------|
|  | Square 6        | 1000-515          |
|  | Double Bit 3 mm | 1000-501          |
|  | Double Bit 5 mm | 1000-502          |
|  | Triangular 7    | 1000-509          |
|  | Triangular 8    | 1000-503          |
|  | Square 7        | 1000-520P         |
|  | Square 8        | 1000-504          |




|             | Chrome Plated |
|-------------|---------------|
| Item Number | 1000-615      |



Quarter Turns

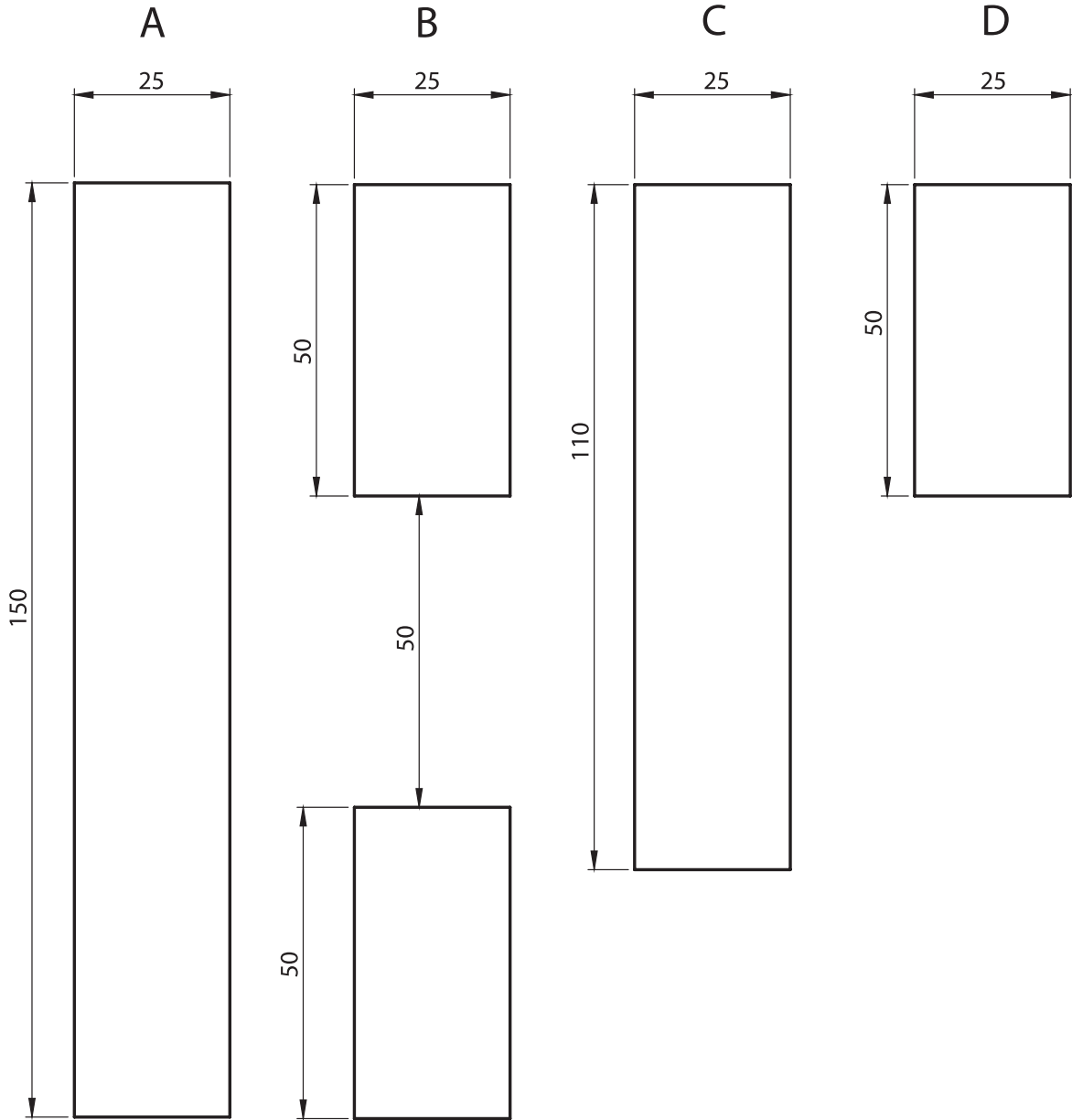
Quarter Turns



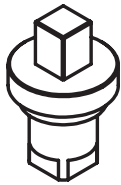
## Swinghandles

# CUTOUT


Swinghandles




## Insert and Barrel Types




Square 6



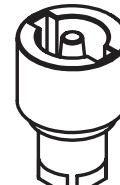
Square 7




Square 8



Double bit  
Square 8




Double bit 3  
mm



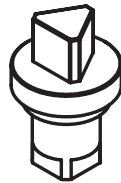
Double bit 5  
mm



Triangular  
6,5 mm



Triangular  
7 mm



Triangular  
8 mm



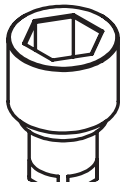
Triangular  
9 mm



Fiat Type



Socket  
Hexagon 5




Soket  
Hexagon 8





Doğu Avrupa  
Tipi



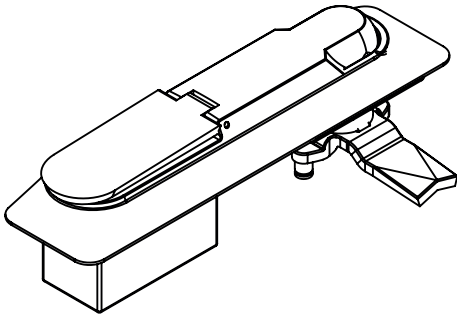
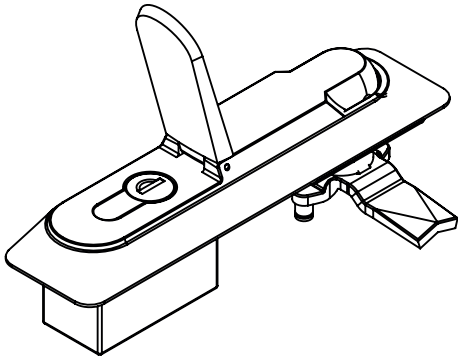
Çentikli

|   |              |
|---|--------------|
|  | Keyed 3333   |
|   | Keyed Same   |
|   | Keyed Differ |

|   |              |
|---|--------------|
|  | Keyed 3333   |
|   | Keyed Same   |
|   | Keyed Differ |

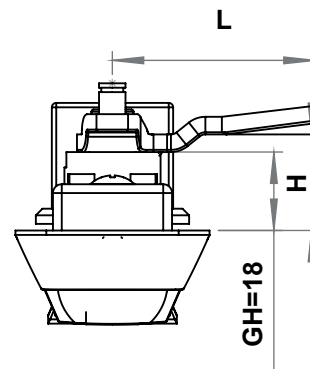
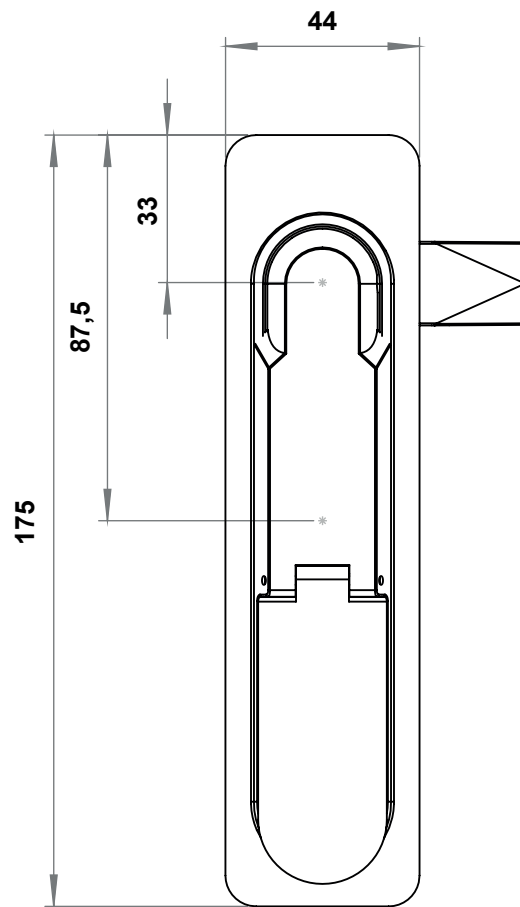
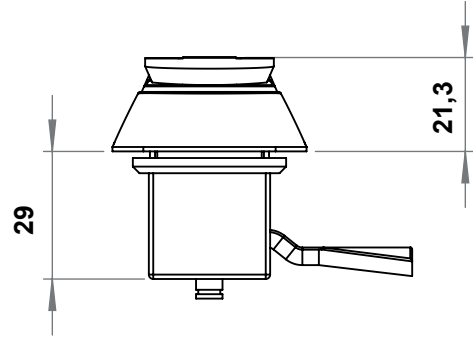
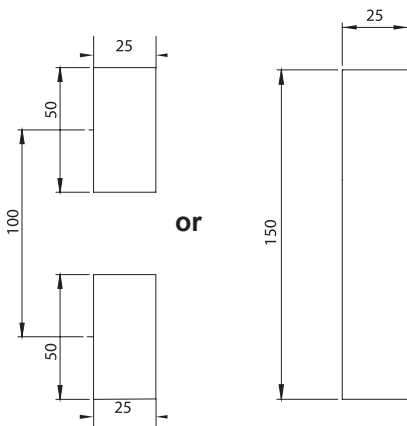
|   |              |
|---|--------------|
| <b>PUSH<br/>LOCK</b><br> | Keyed 3333   |
|   | Keyed Same   |
|   | Keyed Differ |

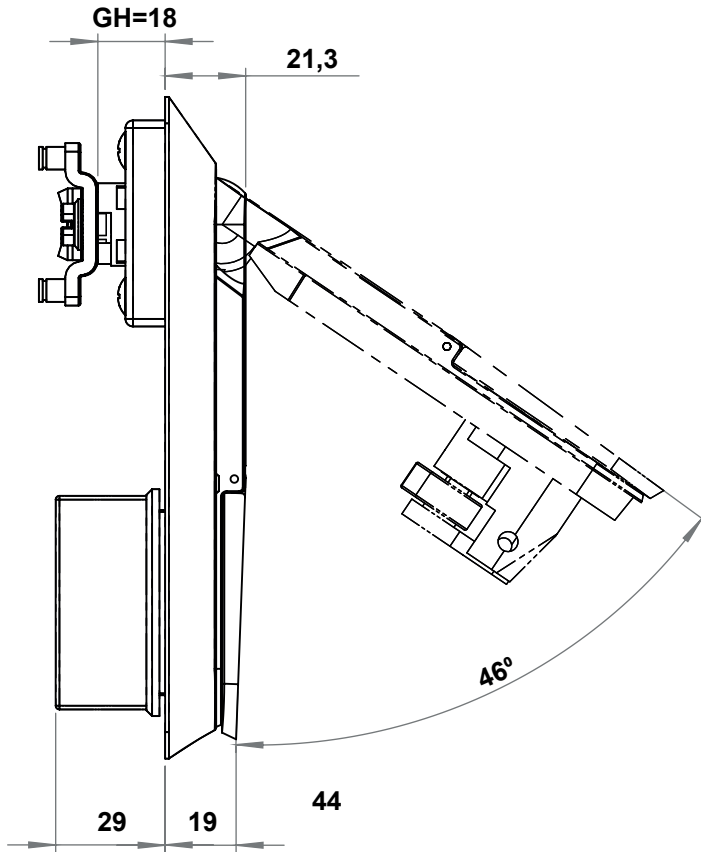
Swinghandles



- Suitable for DIN V ENV 16301:1999-04/ WK2
- Push to Close
- Complete Metal

**CUTOUT**





Swinghandles

## 2137 - Swinghandle

| Profile Cylinder Type |                 |                  |
|-----------------------|-----------------|------------------|
|                       | Double bit 3 mm | 2137 - 031 - xxx |
|                       | Double bit 5 mm | 2137 - 032 - xxx |
|                       | Triangular 7 mm | 2137 - 037 - xxx |
|                       | Triangular 8 mm | 2137 - 033 - xxx |
|                       | Triangular 9 mm | 2137 - 039 - xxx |
|                       | Square 7 mm     | 2137 - 034 - xxx |
|                       | Square 8 mm     | 2137 - 035 - xxx |
|                       | Slotted         | 2137 - 038 - xxx |

|   |                  |
|---|------------------|
| Suitable for your own profile cylinder (hole) | 2137 - 000 - xxx |
|---|------------------|

|  |              |                  |
|--|--------------|------------------|
|  | Keyed 3333   | 2137 - 013 - xxx |
|  | Keyed Same   | 2137 - 017 - xxx |
|  | Keyed Differ | 2137 - 019 - xxx |

|                      |              |                  |
|----------------------|--------------|------------------|
| <b>PUSH LOCK</b><br> | Keyed 3333   | 2137 - 713 - xxx |
|                      | Keyed Same   | 2137 - 717 - xxx |
|                      | Keyed Differ | 2137 - 719 - xxx |

You may chose the XXX section from the tables of cams with stopper.

## MATERIAL

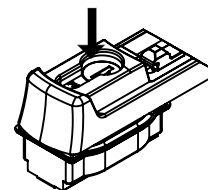
**Housing** : Zinc die, black coated  
**Handle** : Zinc die, black coated  
**Cover** : Zinc die, black coated

## OPTIONS

**Cams** :  
**Round Rods** :  
**Rod Guides** :

Suitable for Ts=1,5-2mm

## PUSH LOCK

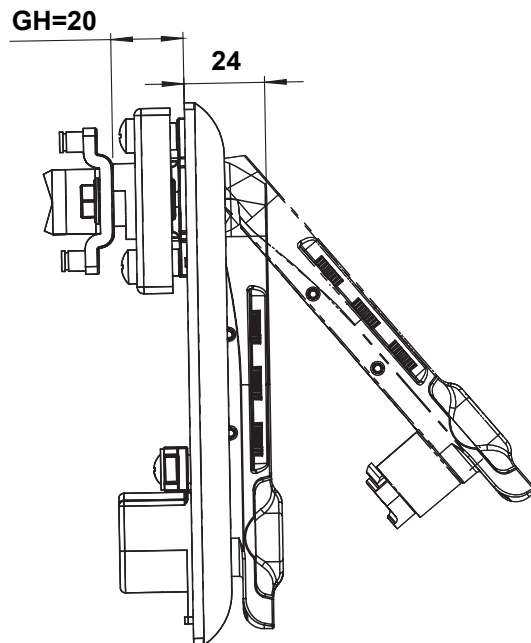
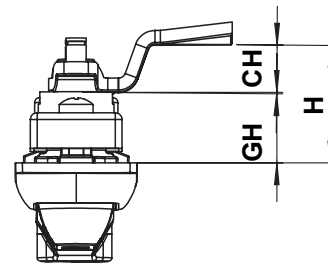
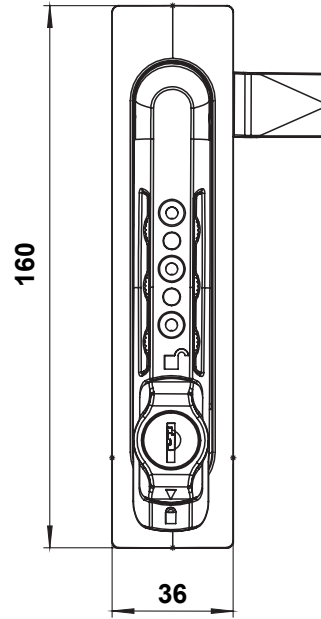
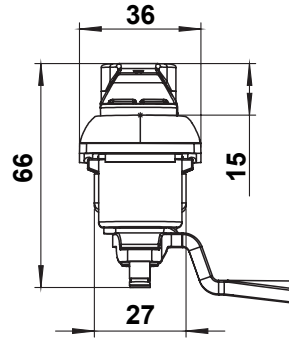
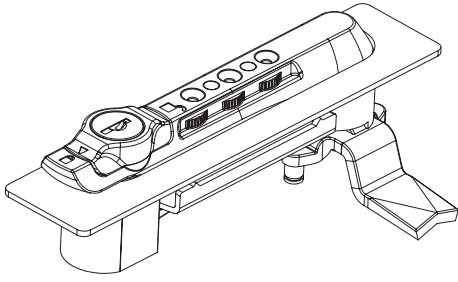


If the key is in the open position, the handle is opened by pushing the cylinder

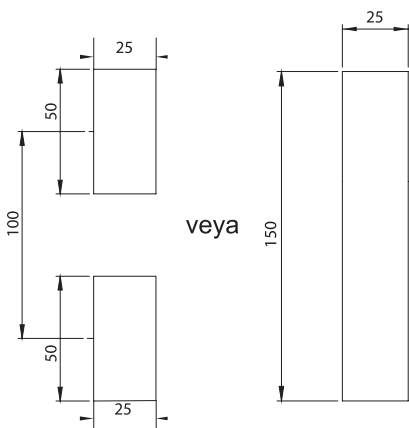
If the key is in closed position, than the handle can not be opened.



Swinghandles

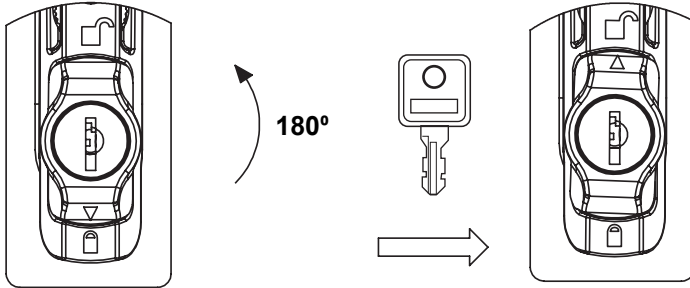


CUTOUT

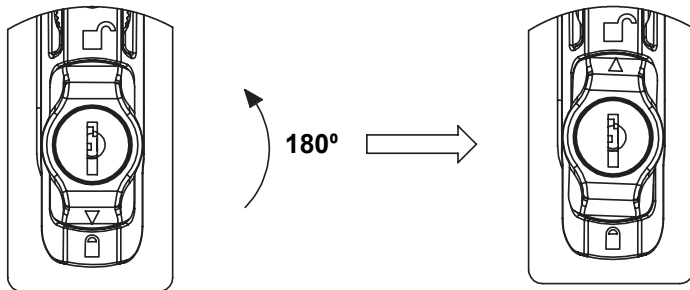




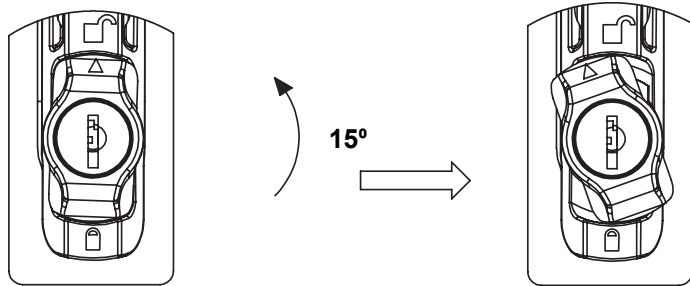
### Open with key



### Open with the pin code



### To change the pin code



**To change the pin code, turn the key 15°, change the pin code as new pin and turn to the closed position again. The new pin code is fixed now.**



Swinghandles

### MATERIAL

**Housing:** Polyamide (PA6 GFR30), black  
**Handle :** Polyamide (PA6 GFR30), black  
**Cam :** Steel, zinc plated

### OPTIONS

**Cams :**  
**Round Rods :**  
**Rod Guides :**

The handle operates in 180°, if you want to stop it in 90° please contact Elkomsan

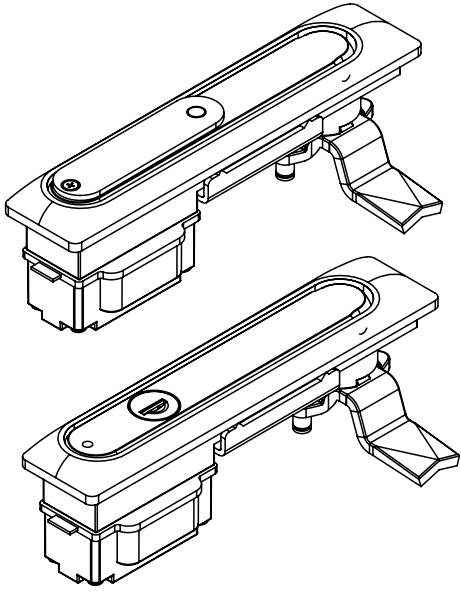
### 2209 - Keyed and Combination

|                       | Item No          |
|-----------------------|------------------|
| Keyed and Combination | 2209 - 923 - XXX |

You may chose the XXX section from the tables of cams with stopper.

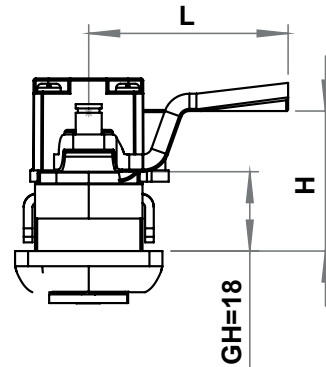
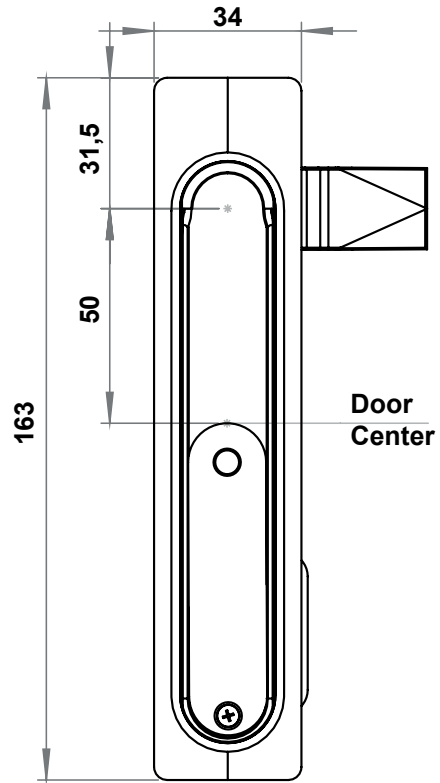
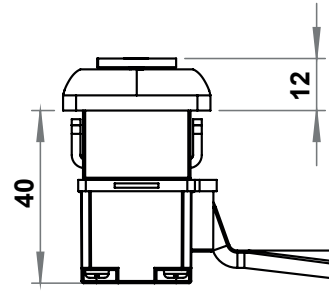
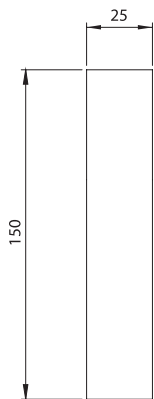


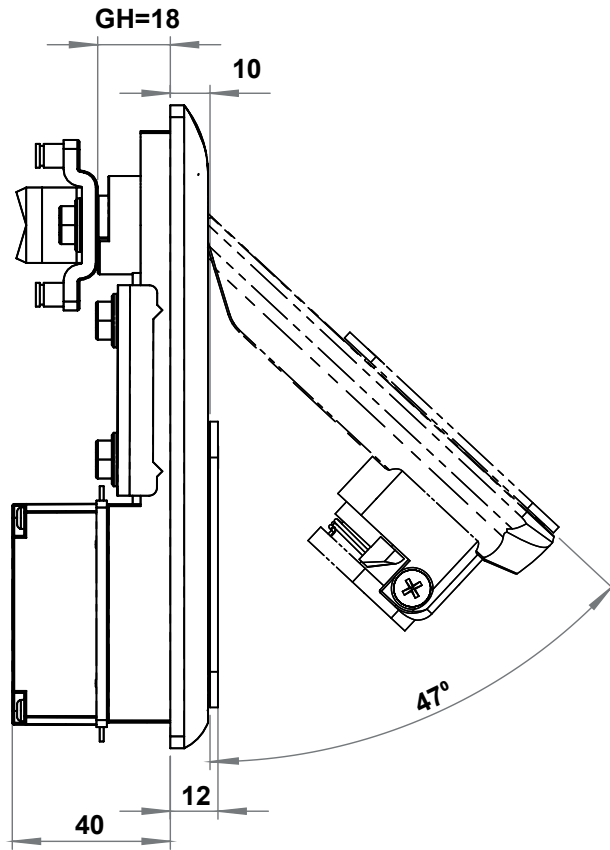
Swinghandles



- \* Push to Close
- \* Complete Metal
- \* Stainless Steel version is available

CUTOUT





### 2101 - Swinghandle (Zinc Die, Black Coated)

| Profile Cylinder Type |                 | No Dustcover     | With Dustcover   |
|-----------------------|-----------------|------------------|------------------|
|                       | Double bit 3 mm | 2101 - 031 - xxx | 2101 - 131 - xxx |
|                       | Double bit 5 mm | 2101 - 032 - xxx | 2101 - 132 - xxx |
|                       | Triangular 7 mm | 2101 - 037 - xxx | 2101 - 137 - xxx |
|                       | Triangular 8 mm | 2101 - 033 - xxx | 2101 - 133 - xxx |
|                       | Triangular 9 mm | 2101 - 039 - xxx | 2101 - 139 - xxx |
|                       | Square 7 mm     | 2101 - 034 - xxx | 2101 - 134 - xxx |
|                       | Square 8 mm     | 2101 - 035 - xxx | 2101 - 135 - xxx |
|                       | Slotted         | 2101 - 038 - xxx | 2101 - 138 - xxx |
|                       | Keyed 3333      | 2101 - 013 - xxx | 2101 - 113 - xxx |
|                       | Keyed Same      | 2101 - 017 - xxx | 2101 - 117 - xxx |
|                       | Keyed Differ    | 2101 - 019 - xxx | 2101 - 119 - xxx |

For the chrome plated version, please use 2121 code instead of 2101.  
You may chose the XXX section from the tables of cams with stopper.



Swinghandles

### MATERIAL

**Housing** : Zinc die, black coated or chrome plated

**Handle** : Zinc die, black coated or chrome plated

**Dustcover** : Steel, zinc plated

**Cam** : Steel, zinc plated

### OPTIONS

**Cams** :

**Round Rods** :

**Rod Guides** :

IP 65

Complete Zinc Die

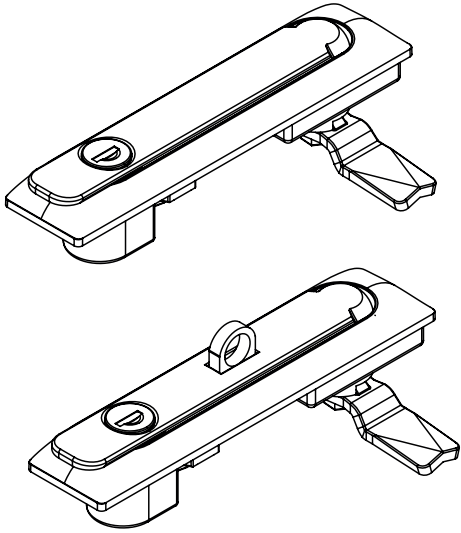


LH/RH



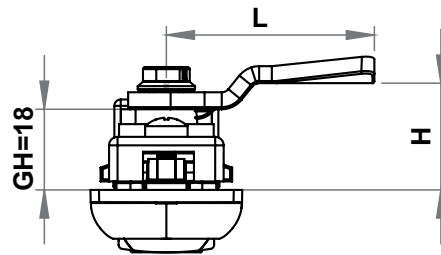
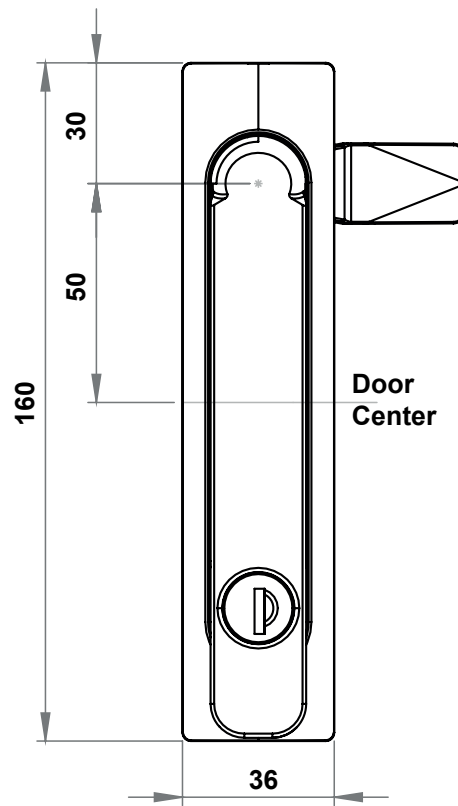
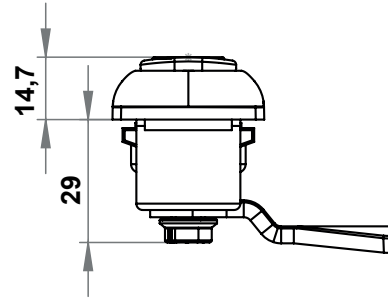
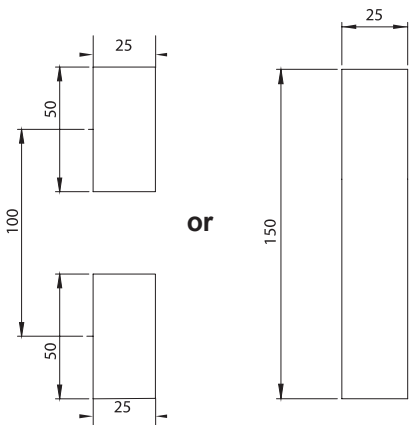
RoHS

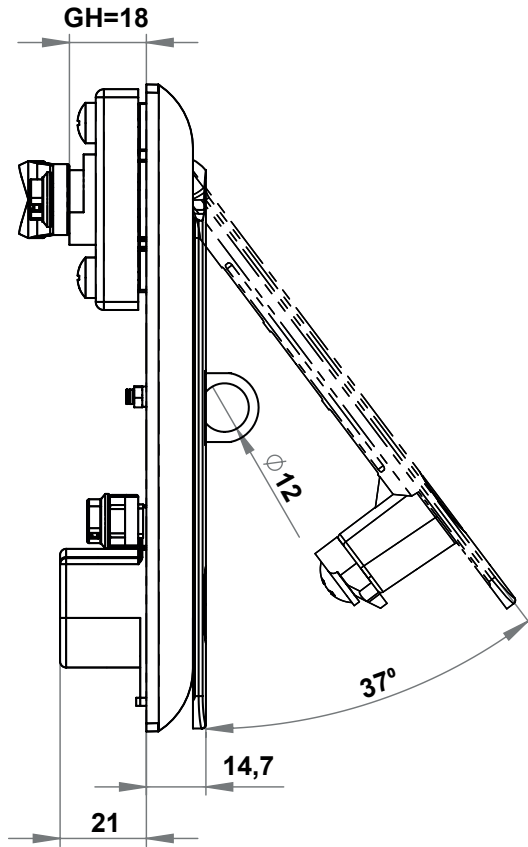
Swinghandles



\* Stainless Steel version is available

**CUTOUT**





## 2104 - Swinghandle (Zinc Die, Black Coated)

| Barrel Type |                 | Plain            | Padlock Applicable |
|-------------|-----------------|------------------|--------------------|
|             | Double bit 3 mm | 2104 - 041 - xxx | 2104 - 341 - xxx   |
|             | Double bit 5 mm | 2104 - 042 - xxx | 2104 - 342 - xxx   |
|             | Triangular 7 mm | 2104 - 047 - xxx | 2104 - 347 - xxx   |
|             | Triangular 8 mm | 2104 - 043 - xxx | 2104 - 343 - xxx   |
|             | Triangular 9 mm | 2104 - 049 - xxx | 2104 - 349 - xxx   |
|             | Square 7 mm     | 2104 - 044 - xxx | 2104 - 344 - xxx   |
|             | Square 8 mm     | 2104 - 045 - xxx | 2104 - 345 - xxx   |
|             | Slotted         | 2101 - 048 - xxx | 2104 - 348 - xxx   |
|             | Keyed 3333      | 2104 - 023 - xxx | 2104 - 323 - xxx   |
|             | Keyed Same      | 2104 - 027 - xxx | 2104 - 327 - xxx   |
|             | Keyed Differ    | 2104 - 029 - xxx | 2104 - 329 - xxx   |

For the chrome plated version, please use 2121 code instead of 2101.  
You may chose the XXX section from the tables of cams with stopper.



Swinghandles

## MATERIAL

**Housing:** Zinc die, black coated or chrome plated

**Handle :** Zinc die, black coated or chrome plated

**Cam :** Steel, zinc plated

**Padlock Device :** Stainless steel AISI 304

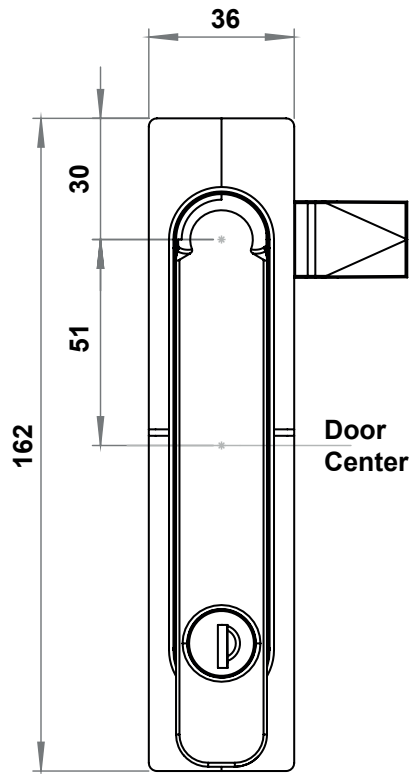
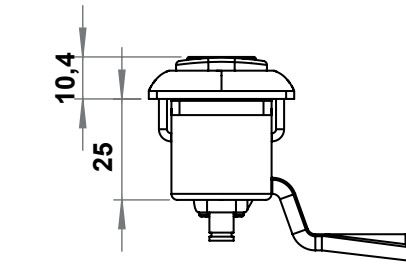
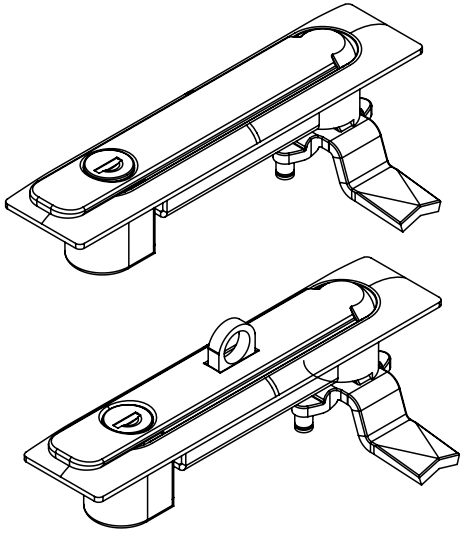
## OPTIONS

**Cams :**  
**Round Rods :**  
**Rod Guides :**

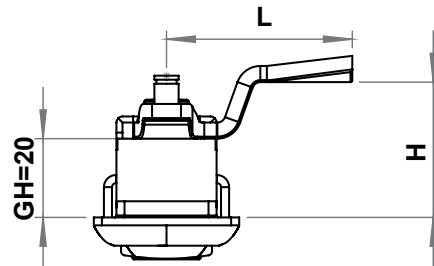
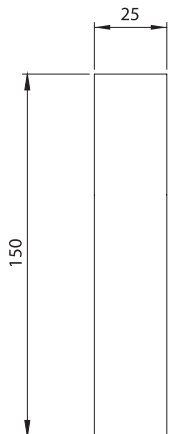
\* Ts=1,5-2mm'ye uygundur.

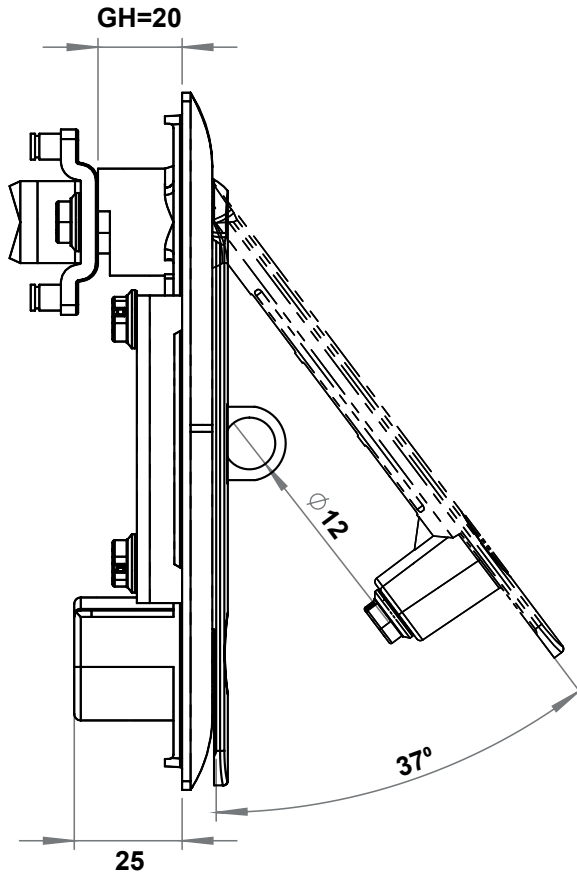
|       |  |                   |  |       |
|-------|--|-------------------|--|-------|
| IP 65 |  | Complete Zinc Die |  | LH/RH |
|       |  |                   |  | RoHS  |

Swinghandles



CUTOUT





Swinghandles

### 2103 - Swinghandle (Zinc Die, Black Coated)

| Barrel Type | Black Coated     | Black Coated Padlock Applicable |
|-------------|------------------|---------------------------------|
|             | 2103 - 041 - xxx | 2103 - 341 - xxx                |
|             | 2103 - 042 - xxx | 2103 - 342 - xxx                |
|             | 2103 - 047 - xxx | 2103 - 347 - xxx                |
|             | 2103 - 043 - xxx | 2103 - 343 - xxx                |
|             | 2103 - 049 - xxx | 2103 - 349 - xxx                |
|             | 2103 - 044 - xxx | 2103 - 344 - xxx                |
|             | 2103 - 045 - xxx | 2103 - 345 - xxx                |
|             | 2103 - 048 - xxx | 2103 - 348 - xxx                |



|  |              |                  |                  |
|--|--------------|------------------|------------------|
|  | Keyed 3333   | 2103 - 023 - xxx | 2103 - 323 - xxx |
|  | Keyed Same   | 2103 - 027 - xxx | 2103 - 327 - xxx |
|  | Keyed Differ | 2103 - 029 - xxx | 2103 - 329 - xxx |

For the chrome plated version, please use 2123 code instead of 2103. You may chose the XXX section from the tables of cams with stopper.

### MATERIAL

- Housing** : Zinc die, black coated or chrome plated
- Handle** : Zinc die, black coated or chrome plated
- Cam** : Steel, zinc plated
- Padlock Device** : Stainless steel AISI 304

### OPTIONS

- Cams** :
- Round Rods** :
- Rod Guides** :

\* The handle operates in 180°, if you want to stop it in 90°, please contact Elkomsan.

IP 65

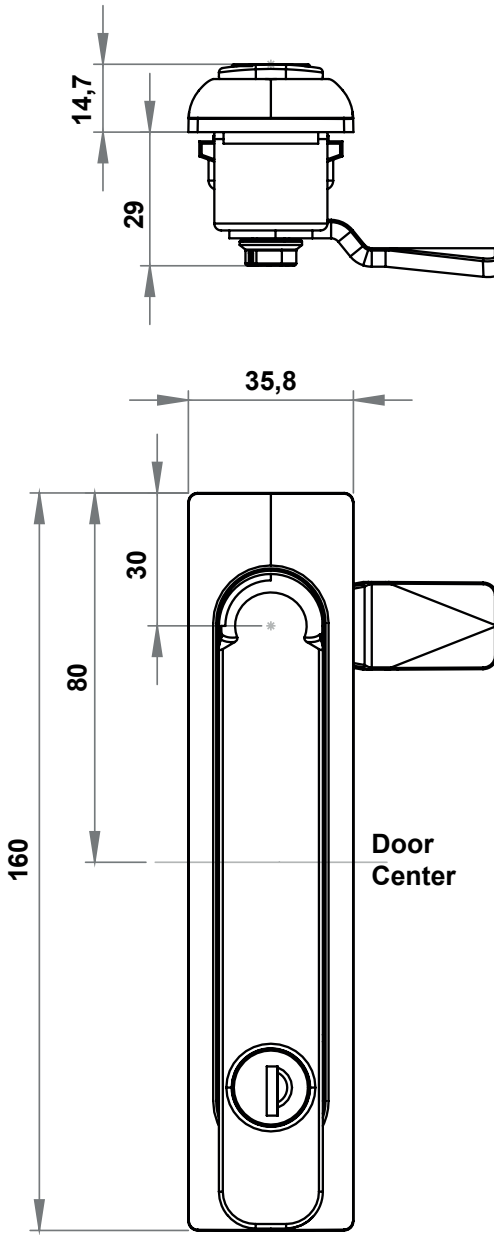
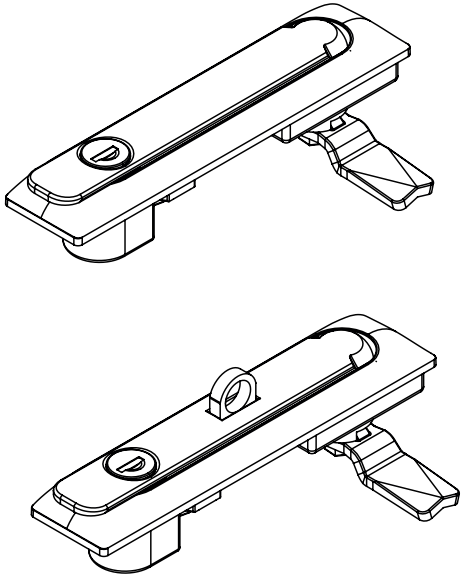
Complete Zinc Die



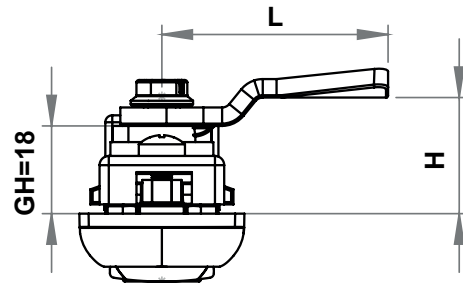
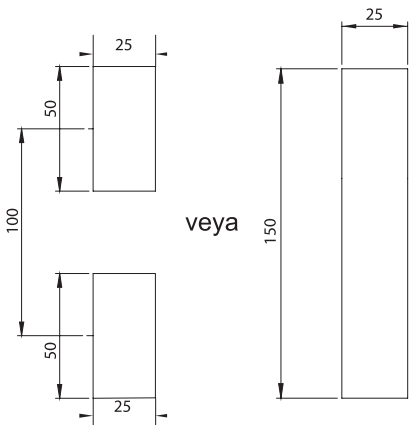
LH/RH



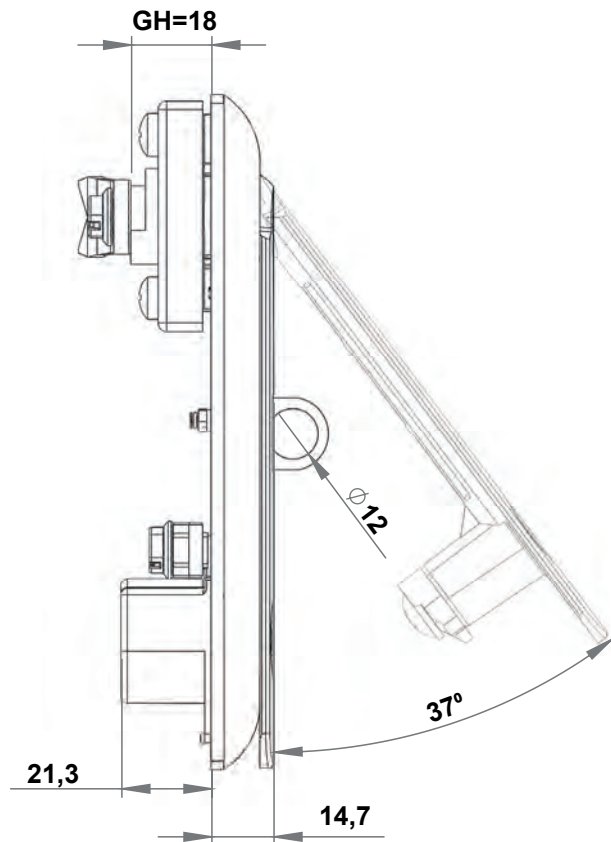
RoHS



CUTOUT







## 2302 - Swinghandle

| Barrel Type     | Black Coated Plain | Black Coated Asma Kilit Hamili |                  |
|-----------------|--------------------|--------------------------------|------------------|
| Double bit 3 mm | 2302 - 041 - xxx   | 2302 - 341 - xxx               |                  |
| Double bit 5 mm | 2302 - 042 - xxx   | 2302 - 342 - xxx               |                  |
| Triangular 7 mm | 2302 - 047 - xxx   | 2302 - 347 - xxx               |                  |
| Triangular 8 mm | 2302 - 043 - xxx   | 2302 - 343 - xxx               |                  |
| Triangular 9 mm | 2302 - 049 - xxx   | 2302 - 349 - xxx               |                  |
| Square 7 mm     | 2302 - 044 - xxx   | 2302 - 344 - xxx               |                  |
| Square 8 mm     | 2302 - 045 - xxx   | 2302 - 345 - xxx               |                  |
| Slotted         | 2302 - 048 - xxx   | 2302 - 348 - xxx               |                  |
|                 | Keyed 3333         | 2302 - 023 - xxx               | 2302 - 323 - xxx |
|                 | Keyed Same         | 2302 - 027 - xxx               | 2302 - 327 - xxx |
|                 | Keyed Differ       | 2302 - 029 - xxx               | 2302 - 329 - xxx |

For the chrome plated version, please use 2123 code instead of 2103. You may chose the XXX section from the tables of cams with stopper.



Swinghandles

## MATERIAL

**Housing** : Polyamide (PA6 GFR30), black  
**Handle** : Zinc die, black coated or chrome plated  
**Cam** : Steel, zinc plated  
**Padlock Device** : Stainless steel AISI 304

## OPTIONS

**Cams** :  
**Round Rods** :  
**Rod Guides** :

\* Suitable for Ts=1,5-2mm

IP 65

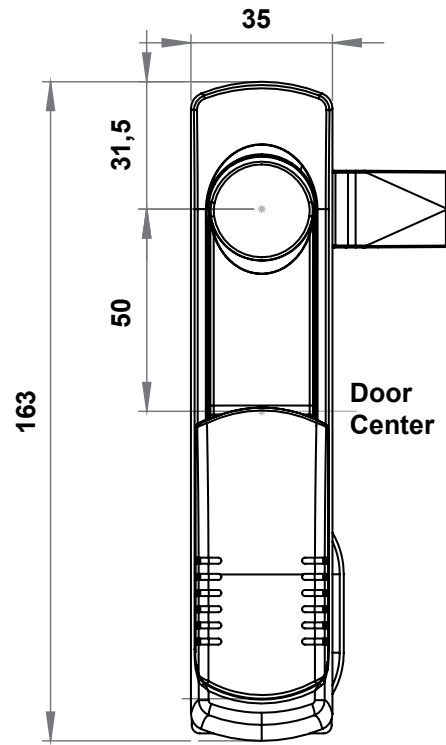
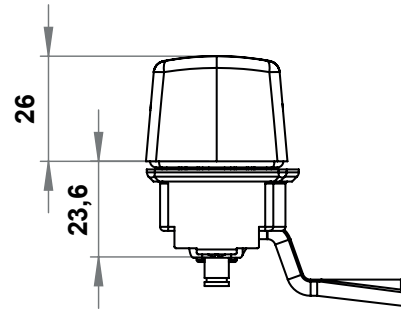
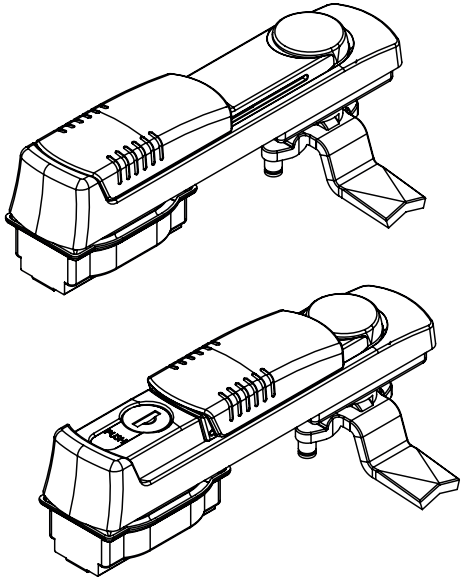


LH/RH

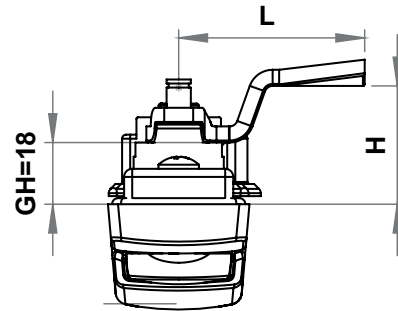
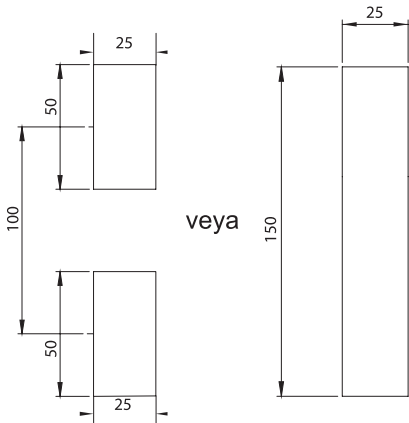


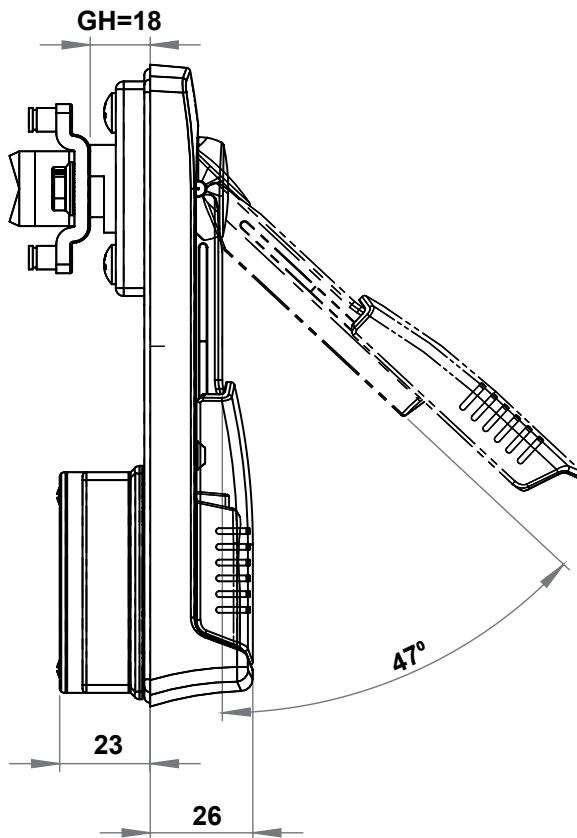
RoHS

Swinghandles



CUTOUT





## 2304 - Swinghandle

| Profile Cylinder Type |                 |                  |
|-----------------------|-----------------|------------------|
|                       | Double bit 3 mm | 2304 - 031 - xxx |
|                       | Double bit 5 mm | 2304 - 032 - xxx |
|                       | Triangular 7 mm | 2304 - 037 - xxx |
|                       | Triangular 8 mm | 2304 - 033 - xxx |
|                       | Triangular 9 mm | 2304 - 039 - xxx |
|                       | Square 7 mm     | 2304 - 034 - xxx |
|                       | Square 8 mm     | 2304 - 035 - xxx |
|                       | Slotted         | 2304 - 038 - xxx |

|  |              |                  |
|--|--------------|------------------|
|  | Keyed 3333   | 2304 - 013 - xxx |
|  | Keyed Same   | 2304 - 017 - xxx |
|  | Keyed Differ | 2304 - 019 - xxx |

|                      |              |                  |
|----------------------|--------------|------------------|
| <b>PUSH LOCK</b><br> | Keyed 3333   | 2304 - 713 - xxx |
|                      | Keyed Same   | 2304 - 717 - xxx |
|                      | Keyed Differ | 2304 - 719 - xxx |

You may chose the XXX section from the tables of cams with stopper.



Swinghandles

## MATERIAL

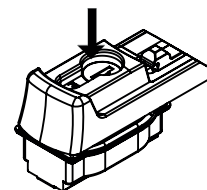
**Housing** : Polyamide (PA6 GFR30), black  
**Handle** : Zinc die, black coated  
**Sliding Cover** : Polyamide (PA6 GFR30), black  
**Cam** : Steel, zinc plated

## OPTIONS

**Cams** :  
**Round Rods** :  
**Rod Guides** :

Suitable for Ts=1,5-2mm

## PUSH LOCK



If the key is in open position, the handle is opened by cylinder

If the key is in closed position, the handle can not be opened.

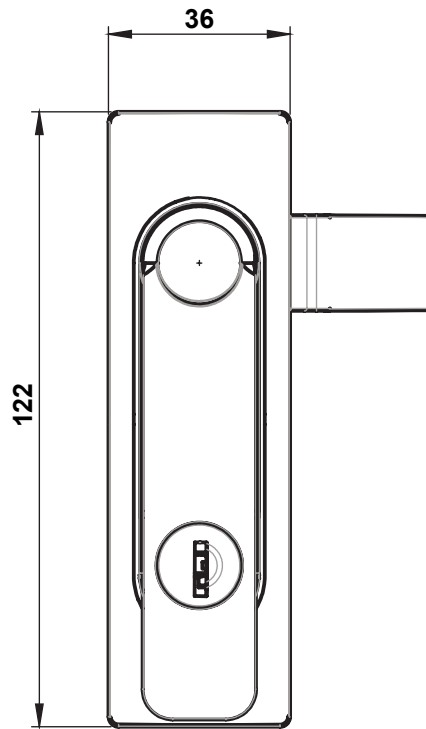
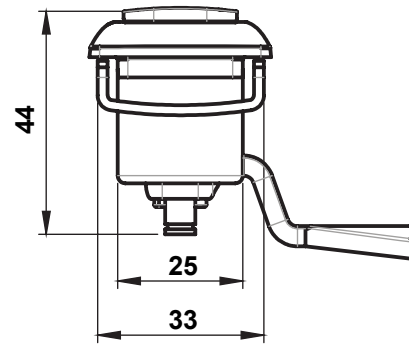

IP 65



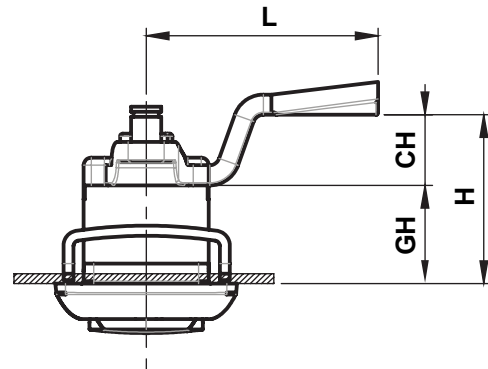
LH/RH

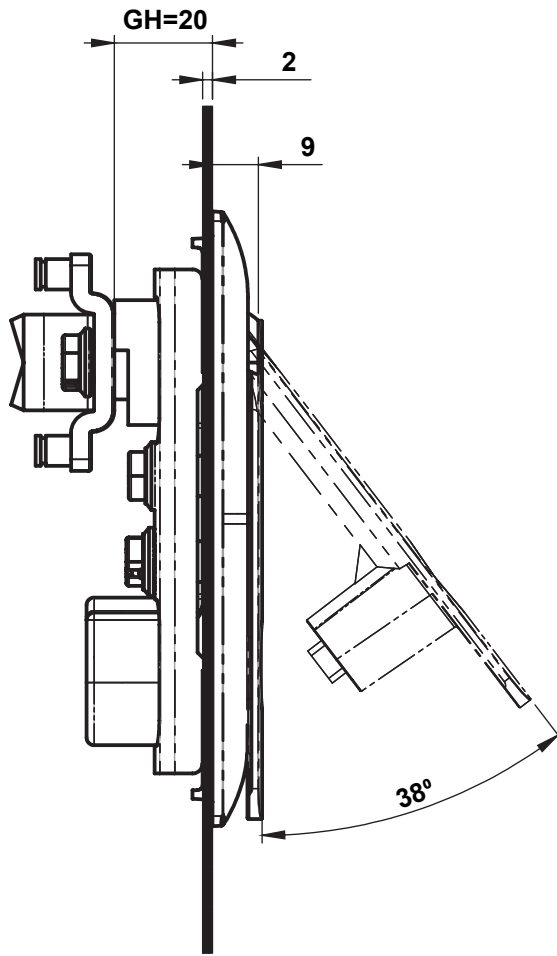


RoHS



CUTOUT





Swinghandles

## 2102 - Swinghandle

|  | Barrel Type     | Complete Zinc Die<br>Black Coated | Complete Plastic |
|--|-----------------|-----------------------------------|------------------|
|  | Double bit 3 mm | 2102 - 041 - xxx                  | 2217 - 041 - xxx |
|  | Double bit 5 mm | 2102 - 042 - xxx                  | 2217 - 042 - xxx |
|  | Triangular 7 mm | 2102 - 047 - xxx                  | 2217 - 047 - xxx |
|  | Triangular 8 mm | 2102 - 043 - xxx                  | 2217 - 043 - xxx |
|  | Triangular 9 mm | 2102 - 049 - xxx                  | 2217 - 049 - xxx |
|  | Square 7 mm     | 2102 - 044 - xxx                  | 2217 - 044 - xxx |
|  | Square 8 mm     | 2102 - 045 - xxx                  | 2217 - 045 - xxx |
|  | Slotted         | 2102 - 048 - xxx                  | 2217 - 048 - xxx |

|  |              |                  |                  |
|--|--------------|------------------|------------------|
|  | Keyed 3333   | 2102 - 113 - xxx | 2217 - 113 - xxx |
|  | Keyed Same   | 2102 - 117 - xxx | 2217 - 117 - xxx |
|  | Keyed Differ | 2102 - 119 - xxx | 2217 - 119 - xxx |

For the chrome plated version, please use 2122 code instead of 2102.  
You may chose the XXX section from the tables of cams with stopper.

## MATERIAL

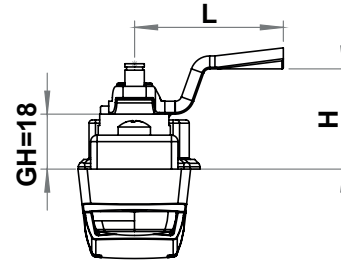
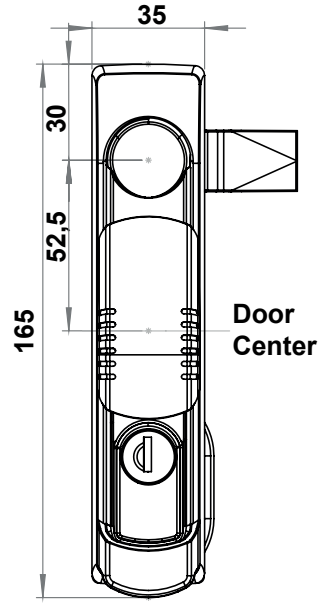
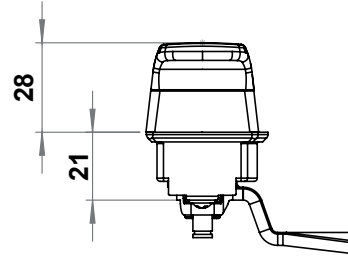
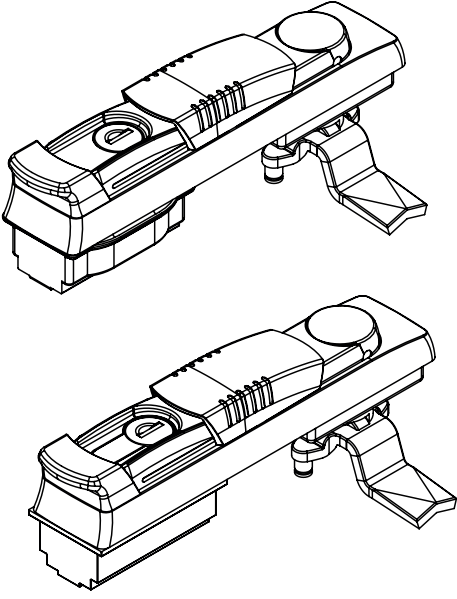
|                |  |
|----------------|--|
| <b>Housing</b> | : Zinc die, black coated or chrome plated / Polyamide (PA6 GFR30), black |
| <b>Handle</b>  | : Zinc die, black coated or chrome plated / Polyamide (PA6 GFR30), black |
| <b>Cam</b>     | : Steel, zinc plated   |

## OPTIONS

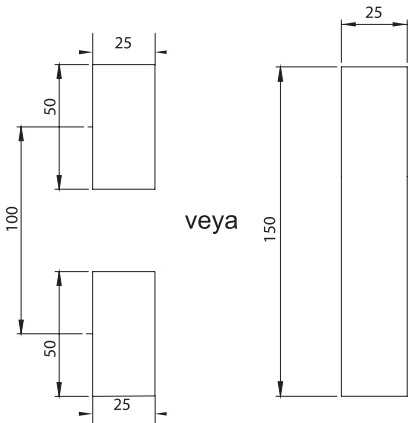
|                   |   |
|-------------------|---|
| <b>Cams</b>       | : |
| <b>Round Rods</b> | : |
| <b>Rod Guides</b> | : |

\* The handle operates with in 180°, if you want to stop it in 90°, please contact Elkomsan.

|       |                  |                   |  |       |      |
|-------|------------------|-------------------|--|-------|------|
| IP 65 | Complete Plastic | Complete Zinc Die |  | LH/RH |      |
|       |                  |                   |  |       | RoHS |

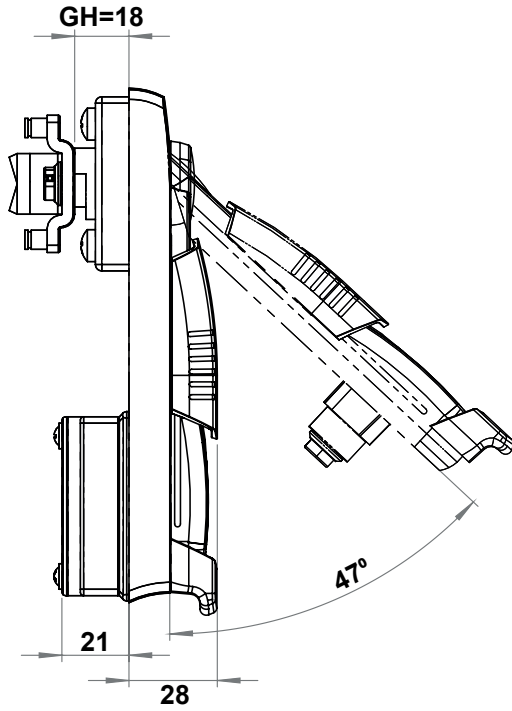


## CUTOUT



## 2206 - Swinghandle

| Barrel Type |                 |                  |
|-------------|-----------------|------------------|
|             | Double bit 3 mm | 2206 - 041 - xxx |
|             | Double bit 5 mm | 2206 - 042 - xxx |
|             | Triangular 7 mm | 2206 - 047 - xxx |
|             | Triangular 8 mm | 2206 - 043 - xxx |
|             | Triangular 9 mm | 2206 - 049 - xxx |
|             | Square 7 mm     | 2206 - 044 - xxx |
|             | Square 8 mm     | 2206 - 045 - xxx |
|             | Slotted         | 2206 - 048 - xxx |
|             | Keyed 3333      | 2206 - 023 - xxx |
|             | Keyed Same      | 2206 - 027 - xxx |
|             | Keyed Differ    | 2206 - 029 - xxx |



Swinghandles

## 2206 - Swinghandle

| Profile Cylinder Type |                 |                  |
|-----------------------|-----------------|------------------|
|                       | Double bit 3 mm | 2206 - 031 - xxx |
|                       | Double bit 5 mm | 2206 - 032 - xxx |
|                       | Triangular 7 mm | 2206 - 037 - xxx |
|                       | Triangular 8 mm | 2206 - 033 - xxx |
|                       | Triangular 9 mm | 2206 - 039 - xxx |
|                       | Square 7 mm     | 2206 - 034 - xxx |
|                       | Square 8 mm     | 2206 - 035 - xxx |
|                       | Slotted         | 2206 - 038 - xxx |
|                       | Keyed 3333      | 2206 - 013 - xxx |
|                       | Keyed Same      | 2206 - 017 - xxx |
|                       | Keyed Differ    | 2206 - 019 - xxx |

You may chose the XXX section from the tables of cams with stopper.

## MATERIAL

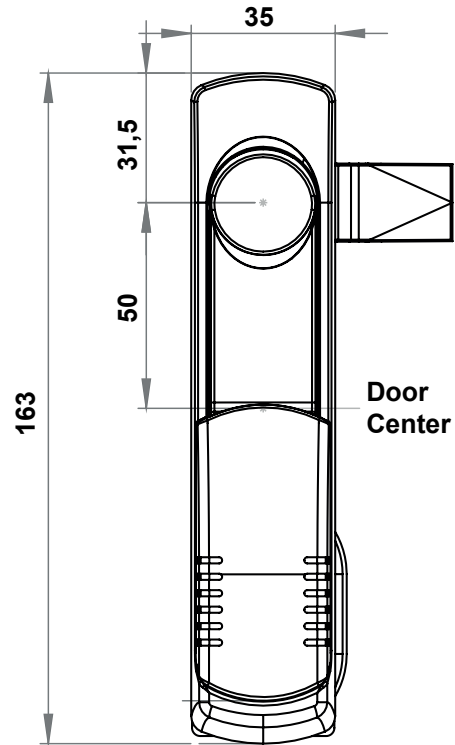
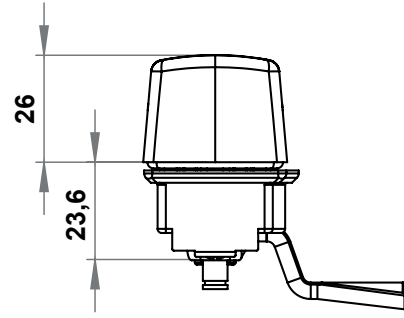
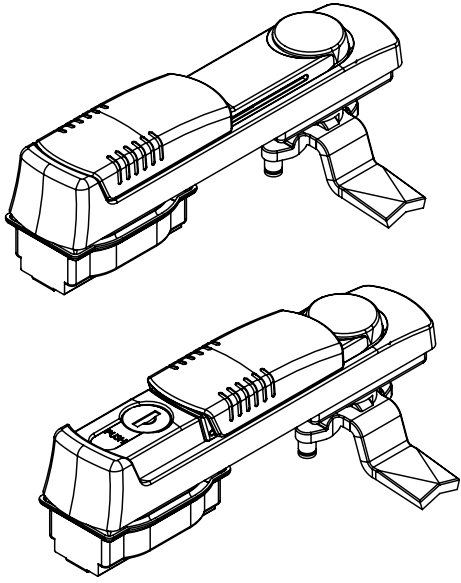
**Handle** : Polyamide (PA6 GFR30), black  
**Panel** : Polyamide (PA6 GFR30), black  
**Sliding Cover** : Polyamide (PA6 GFR30), black  
**Cam** : Steel, zinc plated

## OPTIONS

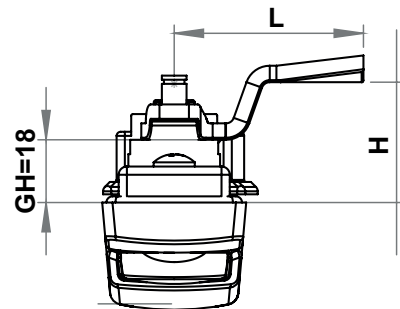
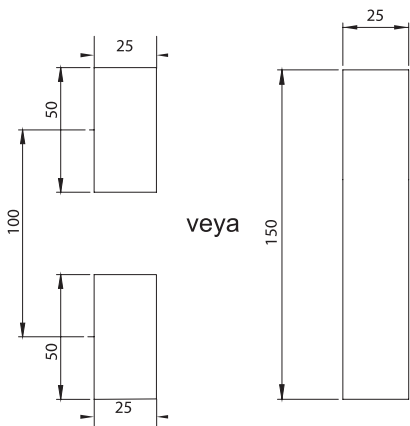
**Cams** :  
**Round Rods** :  
**Rod Guides** :

\* Suitable for Ts=1,5-2mm

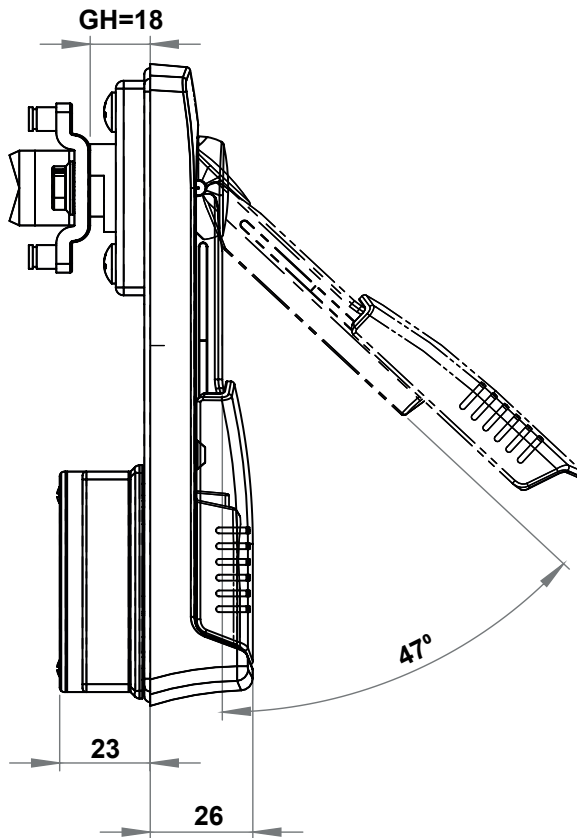
|       |                  |  |       |
|-------|------------------|--|-------|
| IP 65 | Complete Plastic |  | LH/RH |
|       |                  |  | RoHS  |



CUTOUT







Swinghandles

### 2214 - Swinghandle

| Profile Cylinder Type |                 |                  |
|-----------------------|-----------------|------------------|
|                       | Double bit 3 mm | 2214 - 031 - xxx |
|                       | Double bit 5 mm | 2214 - 032 - xxx |
|                       | Triangular 7 mm | 2214 - 037 - xxx |
|                       | Triangular 8 mm | 2214 - 033 - xxx |
|                       | Triangular 9 mm | 2214 - 039 - xxx |
|                       | Square 7 mm     | 2214 - 034 - xxx |
|                       | Square 8 mm     | 2214 - 035 - xxx |
|                       | Slotted         | 2214 - 038 - xxx |
|                       | Keyed 3333      | 2214 - 013 - xxx |
|                       | Keyed Same      | 2214 - 017 - xxx |
|                       | Keyed Differ    | 2214 - 019 - xxx |
| <b>PUSH LOCK</b>      | Keyed 3333      | 2214 - 713 - xxx |
|                       | Keyed Same      | 2214 - 717 - xxx |
|                       | Keyed Differ    | 2214 - 719 - xxx |

You may chose the XXX section from the tables of cams with stopper.

### MATERIAL

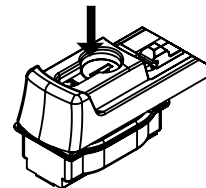
- Housing** : Polyamide (PA6 GFR30), black
- Handle** : Polyamide (PA6 GFR30), black
- Sliding Cover** : Polyamide (PA6 GFR30), black
- Cam** : Steel, zinc plated

### OPTIONS

- Cams** :
- Round Rods** :
- Rod Guides** :

\* Suitable for Ts=1,5-2mm

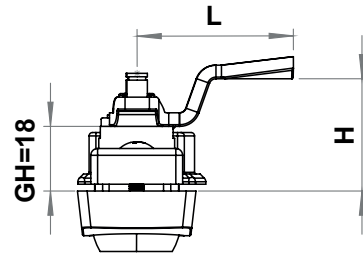
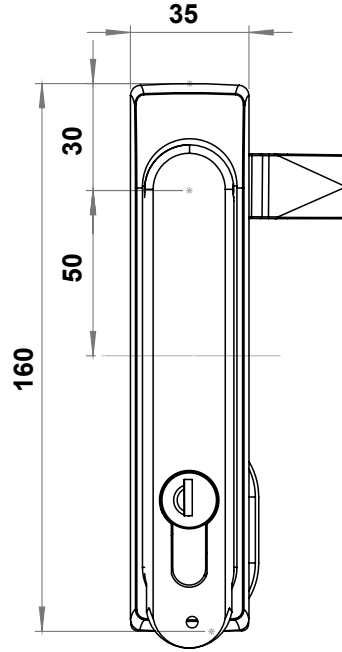
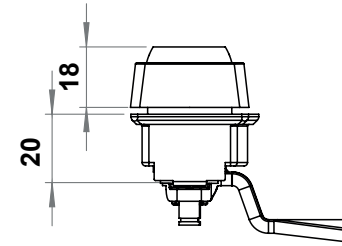
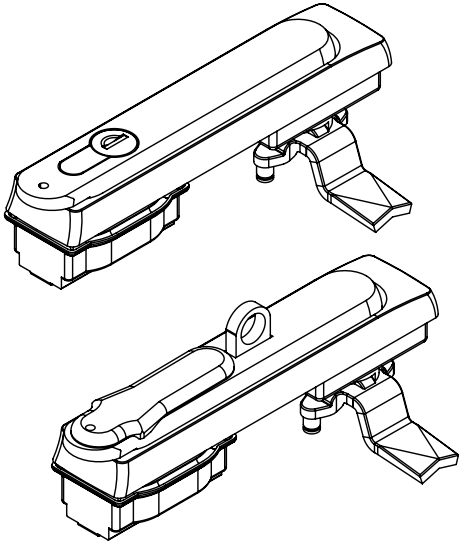
### PUSH LOCK



If the key is in open position, the handle is opened by cylinder

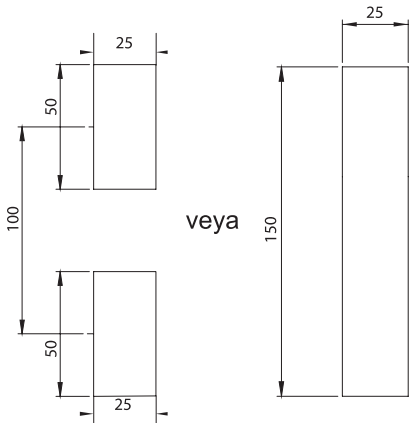
If the key is in closed position, the handle can not be opened.

|       |                  |  |       |
|-------|------------------|--|-------|
| IP 65 | Complete Plastic |  | LH/RH |
|       |                  |  | RoHS  |



\* Stainless Steel version is available

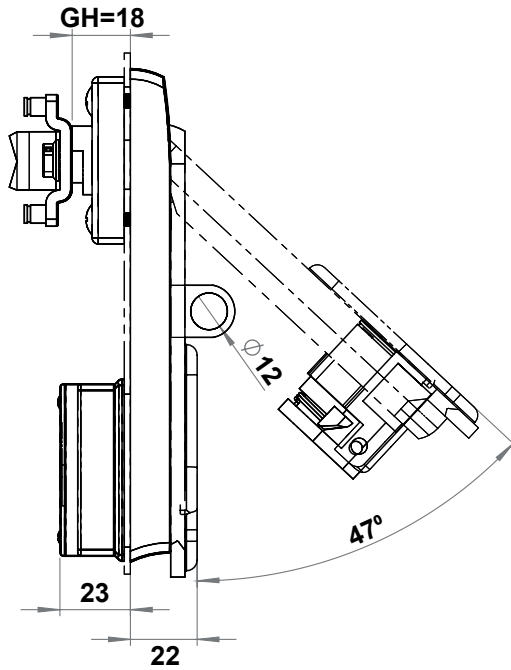
### CUTOUT



### 2204 - Swinghandle











|  | No Padlock      | No Dustcover     | With Dustcover   |
|--|-----------------|------------------|------------------|
|  | Double bit 3 mm | 2204 - 031 - xxx | 2204 - 131 - xxx |
|  | Double bit 5 mm | 2204 - 032 - xxx | 2204 - 132 - xxx |
|  | Triangular 7 mm | 2204 - 037 - xxx | 2204 - 137 - xxx |
|  | Triangular 8 mm | 2204 - 033 - xxx | 2204 - 133 - xxx |
|  | Triangular 9 mm | 2204 - 039 - xxx | 2204 - 139 - xxx |
|  | Square 7 mm     | 2204 - 034 - xxx | 2204 - 134 - xxx |
|  | Square 8 mm     | 2204 - 035 - xxx | 2204 - 135 - xxx |
|  | Slotted         | 2204 - 038 - xxx | 2204 - 138 - xxx |
|  | Keyed 3333      | 2204 - 013 - xxx | 2204 - 113 - xxx |
|  | Keyed Same      | 2204 - 017 - xxx | 2204 - 117 - xxx |
|  | Keyed Differ    | 2204 - 019 - xxx | 2204 - 119 - xxx |

You may chose the XXX section from the tables of cams with stopper.



Swinghandles

## 2204 - Swinghandle

| Padlock Applicable  |                 | No Dustcover     | With Dustcover   |
|--|-----------------|------------------|------------------|
|                      | Double bit 3 mm | 2204 - 331 - xxx | 2204 - 231 - xxx |
|                     | Double bit 5 mm | 2204 - 332 - xxx | 2204 - 232 - xxx |
|                      | Triangular 7 mm | 2204 - 337 - xxx | 2204 - 237 - xxx |
|                     | Triangular 8 mm | 2204 - 333 - xxx | 2204 - 233 - xxx |
|                      | Triangular 9 mm | 2204 - 339 - xxx | 2204 - 239 - xxx |
|                     | Square 7 mm     | 2204 - 334 - xxx | 2204 - 234 - xxx |
|                      | Square 8 mm     | 2204 - 335 - xxx | 2204 - 235 - xxx |
|                     | Slotted         | 2204 - 338 - xxx | 2204 - 238 - xxx |
|                      | Keyed 3333      | 2204 - 313 - xxx | 2204 - 213 - xxx |
|  | Keyed Same      | 2204 - 317 - xxx | 2204 - 217 - xxx |
|  | Keyed Differ    | 2204 - 319 - xxx | 2204 - 219 - xxx |

You may chose the XXX section from the tables of cams with stopper.

## MATERIAL

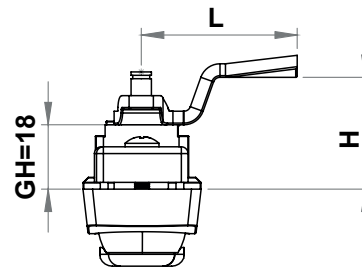
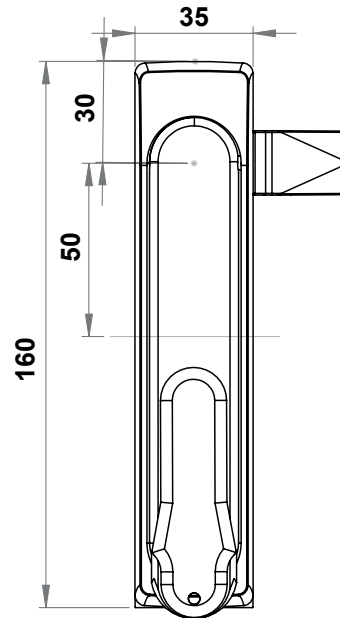
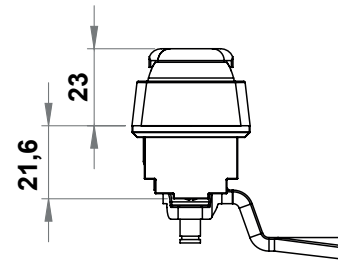
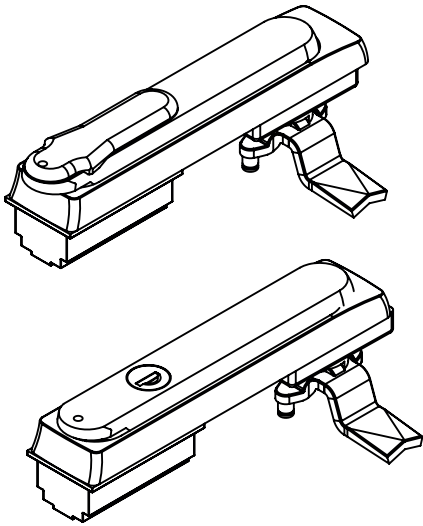
**Housing** : Polyamide (PA6 GFR30), black  
**Handle** : Polyamide (PA6 GFR30), black  
**Dustcover** : Polyamide (PA6 GFR30), black  
**Cam** : Steel, zinc plated  
**Padlock Device** : Stainless steel AISI 304

## OPTIONS

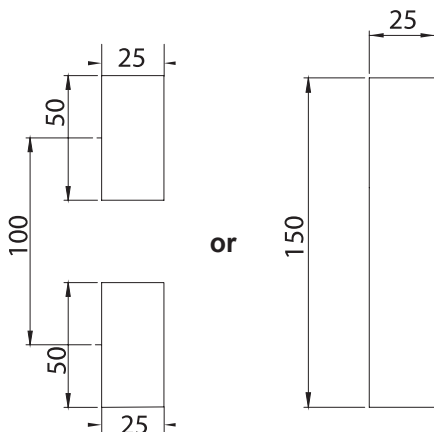
**Cams** :  
**Round Rods** :  
**Rod Guides** :

\* Suitable for Ts=1,5-2mm

|   |   |                  |   |       |
|---|---|------------------|---|-------|
| IP 65   |  | Complete Plastic |  | LH/RH |
|  |   |                  |   | RoHS  |

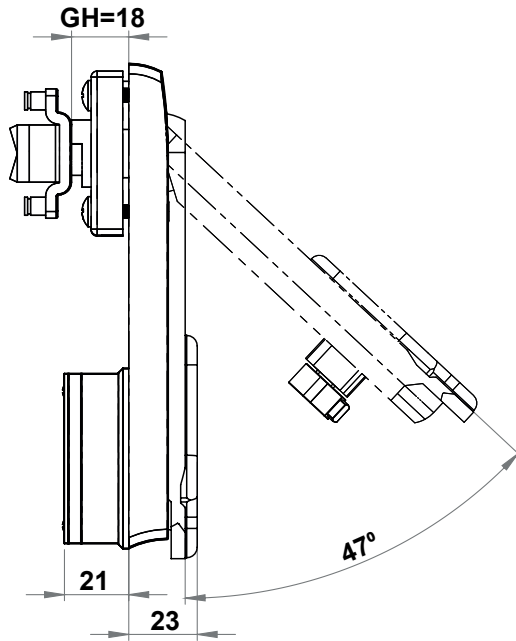


## CUTOUT













## 2205 - Swinghandle

|  | No Padlock      | No Dustcover     | With Dustcover   |
|--|-----------------|------------------|------------------|
|  | Double bit 3 mm | 2205 - 041 - xxx | 2205 - 141 - xxx |
|  | Double bit 5 mm | 2205 - 042 - xxx | 2205 - 142 - xxx |
|  | Triangular 7 mm | 2205 - 047 - xxx | 2205 - 147 - xxx |
|  | Triangular 8 mm | 2205 - 043 - xxx | 2205 - 143 - xxx |
|  | Triangular 9 mm | 2205 - 049 - xxx | 2205 - 149 - xxx |
|  | Square 7 mm     | 2205 - 044 - xxx | 2205 - 144 - xxx |
|  | Square 8 mm     | 2205 - 045 - xxx | 2205 - 145 - xxx |
|  | Slotted         | 2205 - 048 - xxx | 2205 - 148 - xxx |
|  | Keyed 3333      | 2205 - 023 - xxx | 2204 - 123 - xxx |
|  | Keyed Same      | 2205 - 027 - xxx | 2204 - 127 - xxx |
|  | Keyed Differ    | 2205 - 029 - xxx | 2204 - 129 - xxx |



Swinghandles

## 2204 - Swinghandle

| Padlock Applicable  |                 | No Dustcover     | With Dustcover   |
|--|-----------------|------------------|------------------|
|                      | Double bit 3 mm | 2205 - 341 - xxx | 2205 - 241 - xxx |
|                     | Double bit 5 mm | 2205 - 342 - xxx | 2205 - 242 - xxx |
|                      | Triangular 7 mm | 2205 - 347 - xxx | 2205 - 247 - xxx |
|                     | Triangular 8 mm | 2205 - 343 - xxx | 2205 - 243 - xxx |
|                      | Triangular 9 mm | 2205 - 349 - xxx | 2205 - 249 - xxx |
|                     | Square 7 mm     | 2205 - 344 - xxx | 2205 - 244 - xxx |
|                      | Square 8 mm     | 2205 - 345 - xxx | 2205 - 245 - xxx |
|                     | Slotted         | 2205 - 348 - xxx | 2205 - 248 - xxx |
|                      | Keyed 3333      | 2205 - 323 - xxx | 2205 - 223 - xxx |
|  | Keyed Same      | 2205 - 327 - xxx | 2205 - 227 - xxx |
|  | Keyed Differ    | 2205 - 329 - xxx | 2205 - 229 - xxx |

You may chose the XXX section from the tables of cams with stopper.




## MATERIAL

**Handle** : Polyamide (PA6 GFR30), black  
**Housing** : Polyamide (PA6 GFR30), Black  
**Dustcover** : Polyamide (PA6 GFR30), black  
**Cam** : Steel, zinc plated  
**Padlock Device** : Stainless steel AISI 304

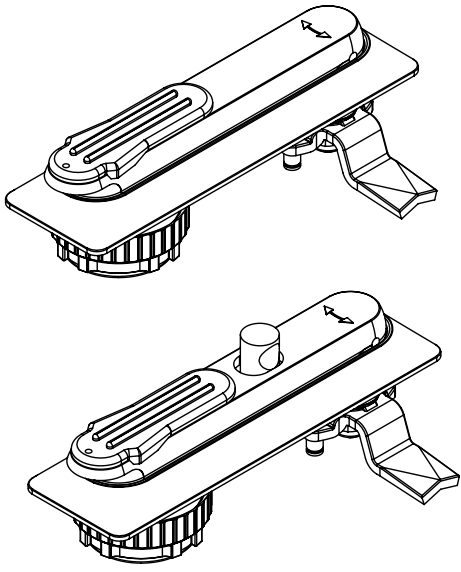
## OPTIONS

**Cams** :  
**Round Rods** :  
**Rod Guides** :

\* Suitable for Ts=1,5-2mm

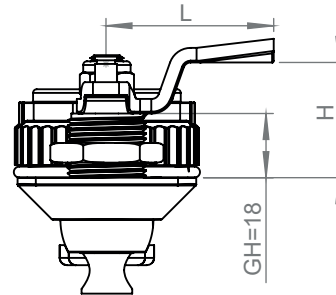
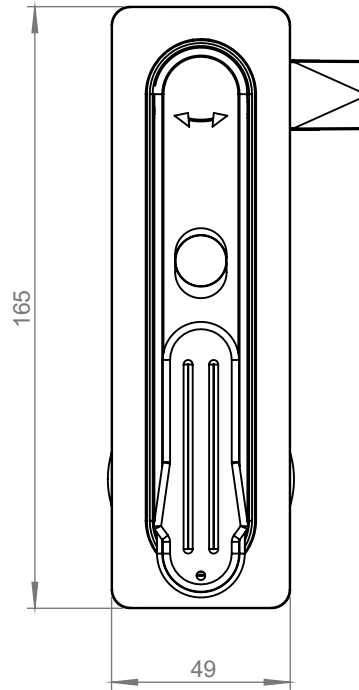
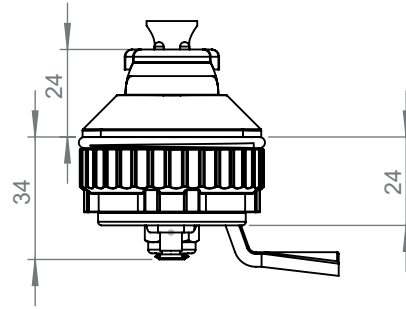
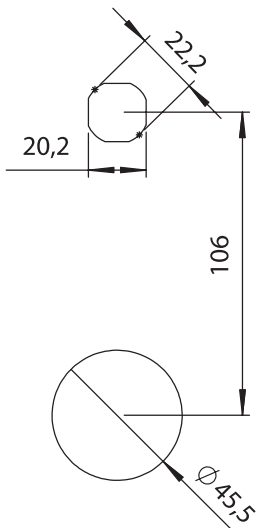
|   |   |                  |   |       |
|---|---|------------------|---|-------|
| IP 65   |  | Complete Plastic |  | LH/RH |
|  |   |                  |   | RoHS  |

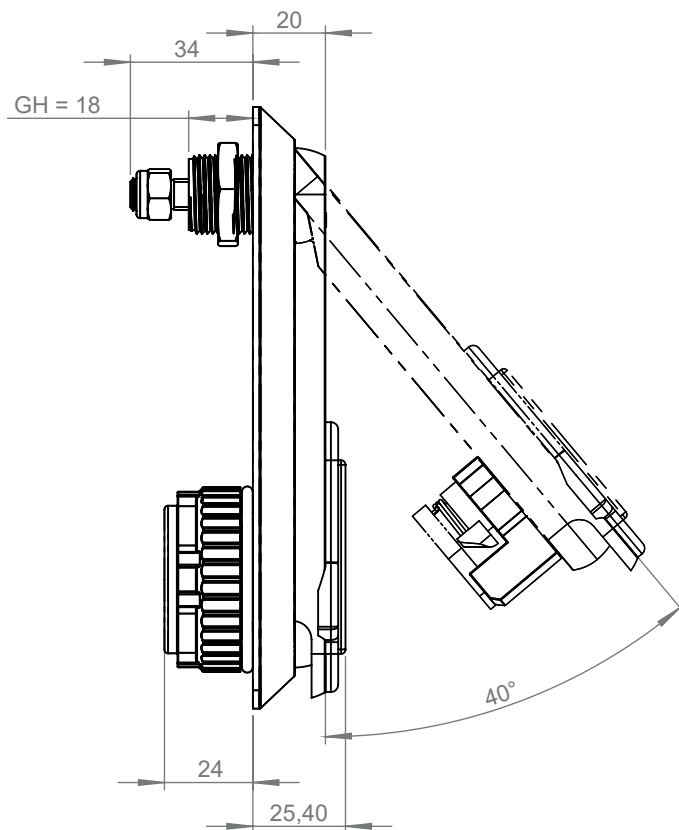
Swinghandles












\* Push to Close


CUTOUT





### 2215 - Swinghandle

| Barrel Type  |                 | With Dustcover   | With Dustcover Padlock Applicable |
|---|-----------------|------------------|-----------------------------------|
|               | Double bit 3 mm | 2215 - 131 - xxx | 2215 - 231 - xxx                  |
|              | Double bit 5 mm | 2215 - 132 - xxx | 2215 - 232 - xxx                  |
|               | Triangular 7 mm | 2215 - 137 - xxx | 2215 - 237 - xxx                  |
|              | Triangular 8 mm | 2215 - 133 - xxx | 2215 - 233 - xxx                  |
|               | Triangular 9 mm | 2215 - 139 - xxx | 2215 - 239 - xxx                  |
|              | Square 7 mm     | 2215 - 134 - xxx | 2215 - 234 - xxx                  |
|               | Square 8 mm     | 2215 - 135 - xxx | 2215 - 235 - xxx                  |
|              | Slotted         | 2215 - 138 - xxx | 2215 - 238 - xxx                  |

|  |              |                  |                  |
|--|--------------|------------------|------------------|
|  | Keyed 3333   | 2215 - 113 - xxx | 2215 - 213 - xxx |
|  | Keyed Same   | 2215 - 117 - xxx | 2215 - 217 - xxx |
|  | Keyed Differ | 2215 - 119 - xxx | 2215 - 219 - xxx |

You may chose the XXX section from the tables of cams with stopper.






Swinghandles

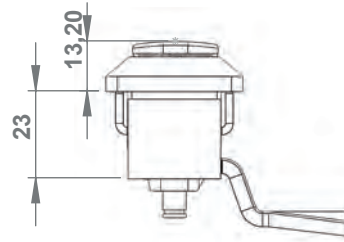
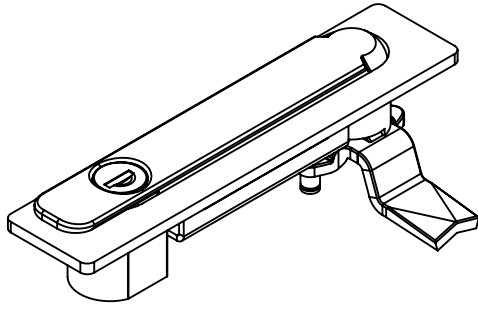
### MATERIAL

**Handle** : Polyamide (PA6 GFR30), black  
**Housing** : Polyamide (PA6 GFR30), black  
**Dustcover** : Polyamide (PA6 GFR30), black  
**Cam** : Steel, zinc plated  
**Padlock Device** : Stainless steel AISI 304

### OPTIONS

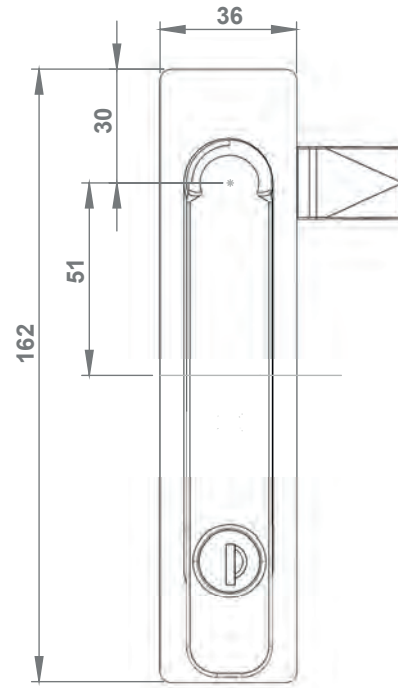
**Cams** :  
**Round Rods** :  
**Rod Guides** :

|   |   |                  |   |       |
|---|---|------------------|---|-------|
| IP 65   |  | Complete Plastic |  | LH/RH |
|  |   |                  |   | RoHS  |

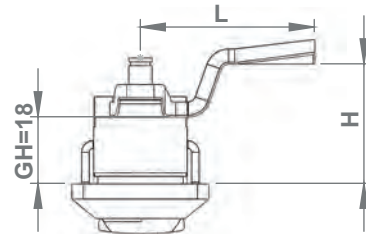
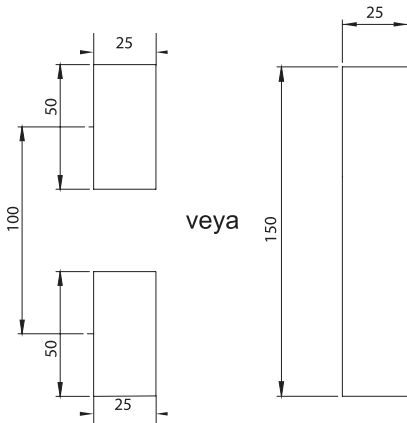


Swinghandles

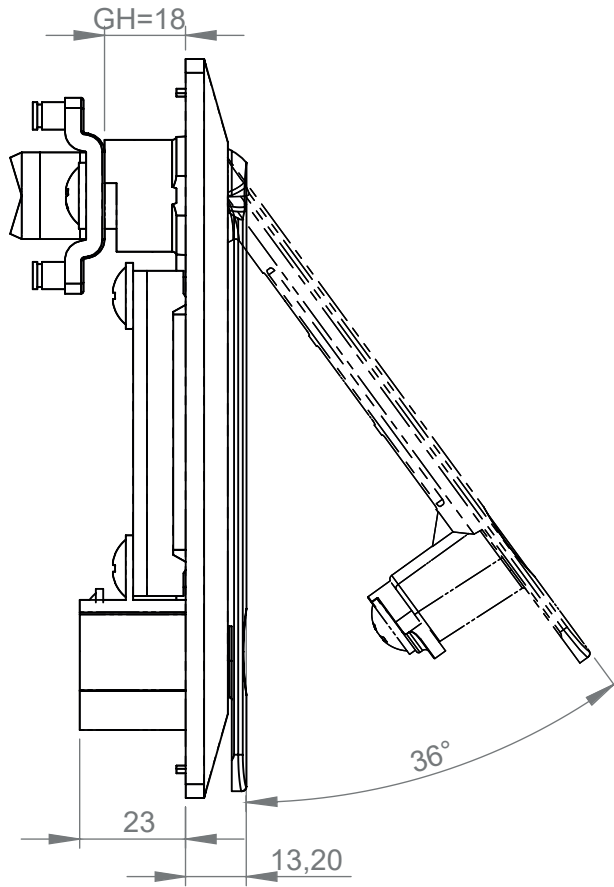
\* Stainless Steel version is available



CUTOUT







Swinghandles

## 2207 - Swinghandle

| Barrel Type |                 |                  |
|-------------|-----------------|------------------|
|             | Double bit 3 mm | 2207 - 041 - xxx |
|             | Double bit 5 mm | 2207 - 042 - xxx |
|             | Triangular 7 mm | 2207 - 047 - xxx |
|             | Triangular 8 mm | 2207 - 043 - xxx |
|             | Triangular 9 mm | 2207 - 049 - xxx |
|             | Square 7 mm     | 2207 - 044 - xxx |
|             | Square 8 mm     | 2207 - 045 - xxx |
|             | Slotted         | 2207 - 048 - xxx |
|             | Keyed 3333      | 2207 - 023 - xxx |
|             | Keyed Same      | 2207 - 027 - xxx |
|             | Keyed Differ    | 2207 - 029 - xxx |

You may chose the XXX section from the tables of cams with stopper.

## MATERIAL

**Handle** : Polyamide (PA6 GFR30), black  
**Panel** : Polyamide (PA6 GFR30), black  
**Cam** : Steel, zinc plated.

## OPTIONS


**Cams** :  
**Round Rods** :  
**Rod Guides** :

\* The handle operates within 180°, if you want to stop it in 90° please contact Elkomsan

IP 65 Complete Plastic LH/RH

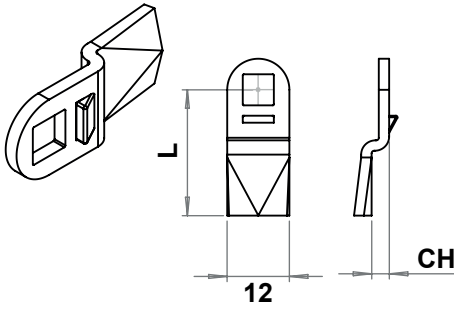
RoHS

Swinghandles

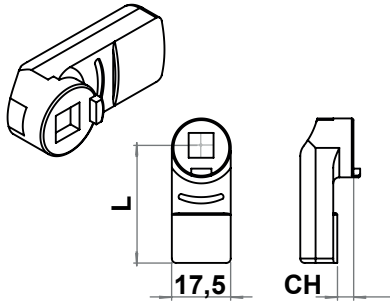


---

**Cams**  
**Rods**  
**Accessories**



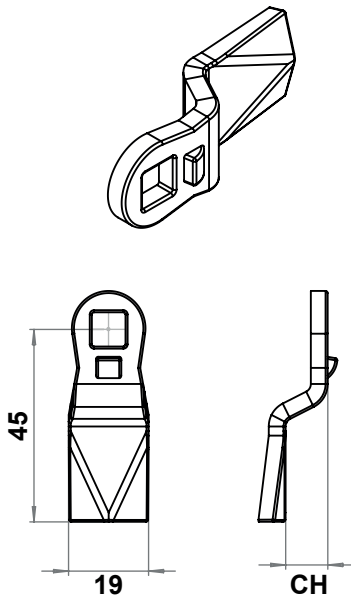
| Stock Code | XXX | CH | L  | GH=13,5 |
|------------|-----|----|----|---------|
| 1900-604   | 604 | -6 | 24 | 7,5     |
| 1900-602   | 602 | 0  | 24 | 13,5    |
| 1900-607   | 607 | 0  | 32 | 13,5    |
| 1900-606   | 606 | 0  | 33 | 13,5    |
| 1900-603   | 603 | 6  | 24 | 19,5    |



| Stock Code | XXX | CH | L  | GH=18 | GH=20 | GH=22 | GH=32 | GH=35 | GH=45 | GH=55 | GH=65 |
|------------|-----|----|----|-------|-------|-------|-------|-------|-------|-------|-------|
| 1900-101   | 101 | 0  | 35 | 18    | 20    | 22    | 32    | 35    | 45    | 55    | 65    |
| 1900-111   | 111 | 0  | 45 | 18    | 20    | 22    | 32    | 35    | 45    | 55    | 65    |
| 1900-102   | 102 | 4  | 35 | 22    | 24    | 26    | 36    | 39    | 49    | 59    | 69    |
| 1900-104   | 104 | 4  | 40 | 22    | 24    | 26    | 36    | 39    | 49    | 59    | 69    |
| 1900-103   | 103 | 6  | 35 | 24    | 26    | 28    | 38    | 41    | 51    | 61    | 71    |
| 1900-105   | 105 | 6  | 40 | 24    | 26    | 28    | 38    | 41    | 51    | 61    | 71    |

Cams, Rods  
Accessories

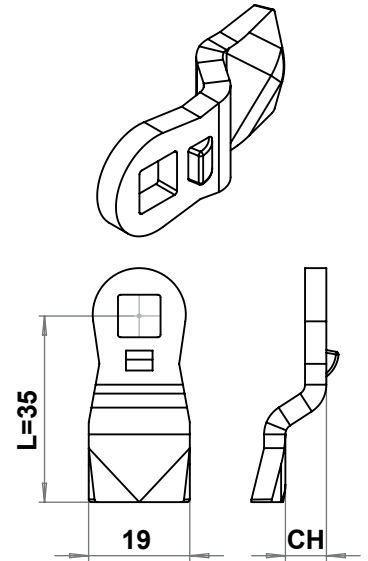
L=45 mm Standard Cams



| Stock Code | XXX | CH  | L  | GH=18 | GH=20 | GH=22 | GH=32 | GH=35 | GH=45 | GH=55 | GH=65 |
|------------|-----|-----|----|-------|-------|-------|-------|-------|-------|-------|-------|
| 1900-200   | 200 | -18 | 45 | 0     | 2     | 4     | 14    | 17    | 27    | 37    | 47    |
| 1900-204   | 204 | -14 | 45 | 4     | 6     | 8     | 18    | 21    | 31    | 41    | 51    |
| 1900-206   | 206 | -12 | 45 | 6     | 8     | 10    | 20    | 23    | 33    | 43    | 53    |
| 1900-208   | 208 | -10 | 45 | 8     | 10    | 12    | 22    | 25    | 35    | 45    | 55    |
| 1900-210   | 210 | -8  | 45 | 10    | 12    | 14    | 24    | 27    | 37    | 47    | 57    |
| 1900-212   | 212 | -6  | 45 | 12    | 14    | 16    | 26    | 29    | 39    | 49    | 59    |
| 1900-213   | 213 | -5  | 45 | 13    | 15    | 17    | 27    | 30    | 40    | 50    | 60    |
| 1900-214   | 214 | -4  | 45 | 14    | 16    | 18    | 28    | 31    | 41    | 51    | 61    |
| 1900-215   | 215 | -3  | 45 | 15    | 17    | 19    | 29    | 32    | 42    | 52    | 62    |
| 1900-216   | 216 | -2  | 45 | 16    | 18    | 20    | 30    | 33    | 43    | 53    | 63    |
| 1900-218   | 218 | 0   | 45 | 18    | 20    | 22    | 32    | 35    | 45    | 55    | 65    |
| 1900-220   | 220 | 2   | 45 | 20    | 22    | 24    | 34    | 37    | 47    | 57    | 67    |
| 1900-222   | 222 | 4   | 45 | 22    | 24    | 26    | 36    | 39    | 49    | 59    | 69    |
| 1900-224   | 224 | 6   | 45 | 24    | 26    | 28    | 38    | 41    | 51    | 61    | 71    |
| 1900-225   | 225 | 7   | 45 | 25    | 27    | 29    | 39    | 42    | 52    | 62    | 72    |
| 1900-226   | 226 | 8   | 45 | 26    | 28    | 30    | 40    | 43    | 53    | 63    | 73    |
| 1900-227   | 227 | 9   | 45 | 27    | 29    | 31    | 41    | 44    | 54    | 64    | 74    |
| 1900-228   | 228 | 10  | 45 | 28    | 30    | 32    | 42    | 45    | 55    | 65    | 75    |
| 1900-230   | 230 | 12  | 45 | 30    | 32    | 34    | 44    | 47    | 57    | 67    | 77    |
| 1900-232   | 232 | 14  | 45 | 32    | 34    | 36    | 46    | 49    | 59    | 69    | 79    |
| 1900-234   | 234 | 16  | 45 | 34    | 36    | 38    | 48    | 51    | 61    | 71    | 81    |
| 1900-235   | 235 | 17  | 45 | 35    | 37    | 39    | 49    | 52    | 62    | 72    | 82    |
| 1900-236   | 236 | 18  | 45 | 36    | 38    | 40    | 50    | 53    | 63    | 73    | 83    |
| 1900-242   | 242 | 24  | 45 | 42    | 44    | 46    | 56    | 59    | 69    | 79    | 89    |
| 1900-244   | 244 | 26  | 45 | 44    | 46    | 48    | 58    | 61    | 71    | 81    | 91    |
| 1900-247   | 247 | 29  | 45 | 47    | 49    | 51    | 61    | 64    | 74    | 84    | 94    |
| 1900-250   | 250 | 32  | 45 | 50    | 52    | 54    | 64    | 67    | 77    | 87    | 97    |

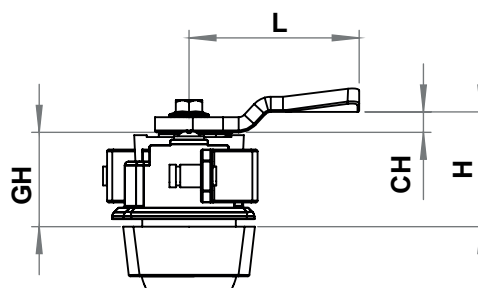
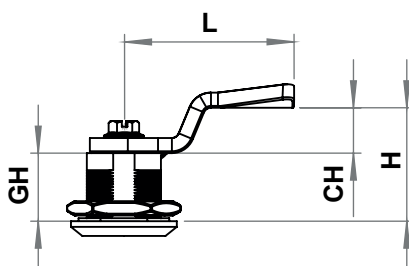
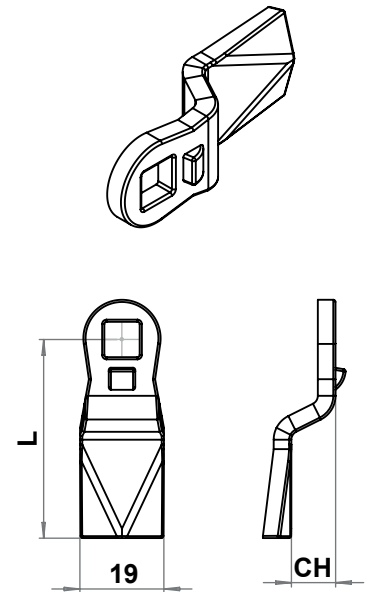
### L=35 mm Standard Cams

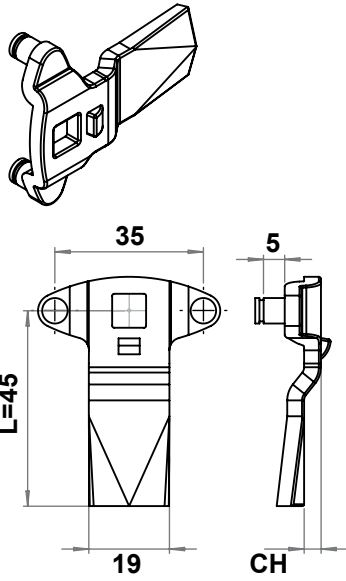
| Stock Code | XXX | CH | L  | GH=18 | GH=20 | GH=22 | GH=32 | GH=35 | GH=45 | GH=55 | GH=65 |
|------------|-----|----|----|-------|-------|-------|-------|-------|-------|-------|-------|
| 1900-316   | 316 | -2 | 35 | 16    | 18    | 20    | 30    | 33    | 43    | 53    | 63    |
| 1900-318   | 318 | 0  | 35 | 18    | 20    | 22    | 32    | 35    | 45    | 55    | 65    |
| 1900-320   | 320 | 2  | 35 | 20    | 22    | 24    | 34    | 37    | 47    | 57    | 67    |
| 1900-322   | 322 | 4  | 35 | 22    | 24    | 26    | 36    | 39    | 49    | 59    | 69    |
| 1900-324   | 324 | 6  | 35 | 24    | 26    | 28    | 38    | 41    | 51    | 61    | 71    |
| 1900-325   | 325 | 7  | 35 | 25    | 27    | 29    | 39    | 42    | 52    | 62    | 72    |
| 1900-326   | 326 | 8  | 35 | 26    | 28    | 30    | 40    | 43    | 53    | 63    | 73    |
| 1900-327   | 327 | 9  | 35 | 27    | 29    | 31    | 41    | 44    | 54    | 64    | 74    |
| 1900-328   | 328 | 10 | 35 | 28    | 30    | 32    | 42    | 45    | 55    | 65    | 75    |
| 1900-329   | 329 | 11 | 35 | 29    | 31    | 33    | 43    | 46    | 56    | 66    | 76    |
| 1900-330   | 330 | 12 | 35 | 30    | 32    | 34    | 44    | 47    | 57    | 67    | 77    |
| 1900-332   | 332 | 14 | 35 | 32    | 34    | 36    | 46    | 49    | 59    | 69    | 79    |



### Non-Standard Cams

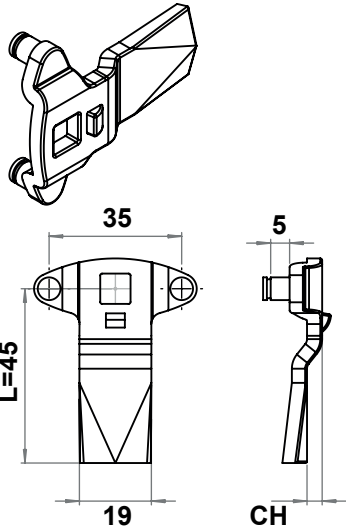
| Stock Code  | XXX    | CH  | L    | GH=18 | GH=20 | GH=22 | GH=32 | GH=35 | GH=45 | GH=55 | GH=65 |
|-------------|--------|-----|------|-------|-------|-------|-------|-------|-------|-------|-------|
| 1900-907    | 907    | -11 | 48   | 7     | 9     | 11    | 21    | 24    | 34    | 44    | 54    |
| 1900-208-S1 | 208-S1 | -10 | 47   | 8     | 10    | 12    | 22    | 25    | 35    | 45    | 55    |
| 1900-918S   | 918S   | 0   | 29   | 18    | 20    | 22    | 32    | 35    | 45    | 55    | 65    |
| 1900-118    | 118    | 0   | 37,5 | 18    | 20    | 22    | 32    | 35    | 45    | 55    | 65    |
| 1900-218S1  | 218S1  | 0   | 51   | 18    | 20    | 22    | 32    | 35    | 45    | 55    | 65    |
| 1900-218S   | 218S   | 0   | 55   | 18    | 20    | 22    | 32    | 35    | 45    | 55    | 65    |
| 1900-921    | 921    | 3   | 38   | 21    | 23    | 25    | 35    | 38    | 48    | 58    | 68    |
| 1900-922    | 922    | 4   | 55   | 22    | 24    | 26    | 36    | 39    | 49    | 59    | 69    |
| 1900-224-S1 | 224-S1 | 6   | ??   | 24    | 26    | 28    | 38    | 41    | 51    | 61    | 71    |
| 1900-225-S1 | 225-S1 | 7   | 28   | 25    | 27    | 29    | 39    | 42    | 52    | 62    | 72    |
| 1900-927    | 927    | 7   | 48   | 25    | 27    | 29    | 39    | 42    | 52    | 62    | 72    |
| 1900-925    | 925    | 7   | 49   | 25    | 27    | 29    | 39    | 42    | 52    | 62    | 72    |
| 1900-327S   | 327S   | 9   | 36   | 27    | 29    | 31    | 41    | 44    | 54    | 64    | 74    |
| 1900-228S   | 228S   | 10  | 48   | 28    | 30    | 32    | 42    | 45    | 55    | 65    | 75    |
| 1900-230S1  | 230S1  | 12  | 51   | 30    | 32    | 34    | 44    | 47    | 57    | 67    | 77    |
| 1900-236S1  | 236S1  | 18  | 51   | 36    | 38    | 40    | 50    | 53    | 63    | 73    | 83    |
| 1900-236S   | 236S   | 18  | 52   | 36    | 38    | 40    | 50    | 53    | 63    | 73    | 83    |
| 1900-240-S1 | 240-S1 | 22  | 47   | 40    | 42    | 44    | 54    | 57    | 67    | 77    | 87    |
| 1900-344-S1 | 344-S1 | 26  | 36   | 44    | 46    | 48    | 58    | 61    | 71    | 81    | 91    |
| 1900-346-S1 | 346-S1 | 28  | 36   | 46    | 48    | 50    | 60    | 63    | 73    | 83    | 93    |





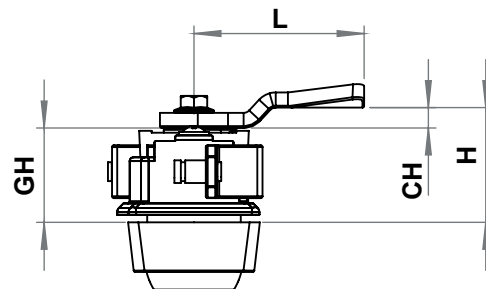
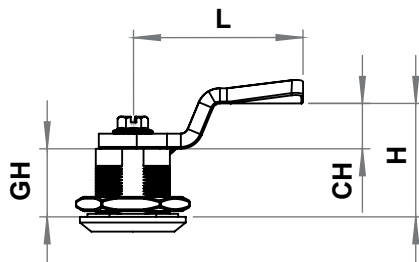
L=45mm T Cams

| Stock Code | XXX | CH | L  | GH=18 | GH=20 | GH=22 | GH=32 | GH=35 | GH=45 | GH=55 | GH=65 |
|------------|-----|----|----|-------|-------|-------|-------|-------|-------|-------|-------|
| 1900-418   | 418 | 0  | 45 | 18    | 20    | 22    | 32    | 35    | 45    | 55    | 65    |
| 1900-420   | 420 | 2  | 45 | 20    | 22    | 24    | 34    | 37    | 47    | 57    | 67    |
| 1900-422   | 422 | 4  | 45 | 22    | 24    | 26    | 36    | 39    | 49    | 59    | 69    |
| 1900-424   | 424 | 6  | 45 | 24    | 26    | 28    | 38    | 41    | 51    | 61    | 71    |
| 1900-425   | 425 | 7  | 45 | 25    | 27    | 29    | 39    | 42    | 52    | 62    | 72    |
| 1900-426   | 426 | 8  | 45 | 26    | 28    | 30    | 40    | 43    | 53    | 63    | 73    |
| 1900-428   | 428 | 10 | 45 | 28    | 30    | 32    | 42    | 45    | 55    | 65    | 75    |
| 1900-430   | 430 | 12 | 45 | 30    | 32    | 34    | 44    | 47    | 57    | 67    | 77    |
| 1900-432   | 432 | 14 | 45 | 32    | 34    | 36    | 46    | 49    | 59    | 69    | 79    |
| 1900-435   | 435 | 17 | 45 | 35    | 37    | 39    | 49    | 52    | 62    | 72    | 82    |
| 1900-447   | 447 | 29 | 45 | 47    | 49    | 51    | 61    | 64    | 74    | 84    | 94    |
| 1900-450   | 450 | 32 | 45 | 50    | 52    | 54    | 64    | 67    | 77    | 87    | 97    |



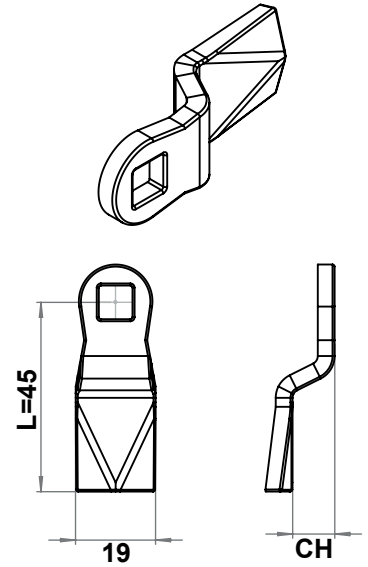
Non-Standard Cams

| Stok-Kodu | XXX  | CH | L  | GH=18 | GH=20 | GH=22 | GH=32 | GH=35 | GH=45 | GH=55 | GH=65 |
|-----------|------|----|----|-------|-------|-------|-------|-------|-------|-------|-------|
| 1900-155  | 155  | 0  | 55 | 18    | 20    | 22    | 32    | 35    | 45    | 55    | 65    |
| 1900-424S | 424S | 6  | 43 | 24    | 26    | 28    | 38    | 41    | 51    | 61    | 71    |
| 1900-426S | 426S | 8  | 52 | 26    | 28    | 30    | 40    | 43    | 53    | 63    | 73    |
| 1900-430S | 430S | 12 | 49 | 30    | 32    | 34    | 44    | 47    | 57    | 67    | 77    |
| 1900-433  | 433  | 13 | 47 | 31    | 33    | 35    | 45    | 48    | 58    | 68    | 78    |
| 1900-432S | 432S | 14 | 46 | 32    | 34    | 36    | 46    | 49    | 59    | 69    | 79    |
| 1900-434  | 434  | 17 | 22 | 35    | 37    | 39    | 49    | 52    | 62    | 72    | 82    |



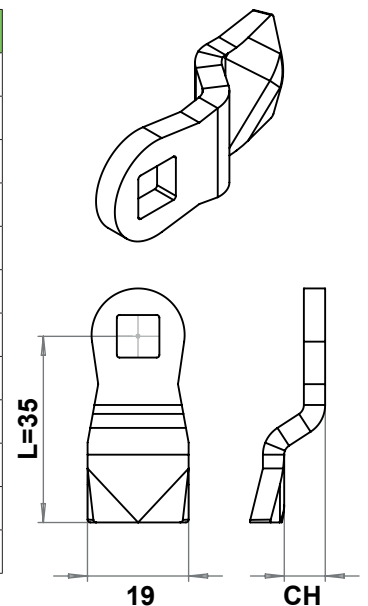
### L=45mm Standard Cams

| Stock Code | XXX   | CH  | L  | GH=18 | GH=20 | GH=22 | GH=32 | GH=35 | GH=45 | GH=55 | GH=65 |
|------------|-------|-----|----|-------|-------|-------|-------|-------|-------|-------|-------|
| 1900-200-0 | 200-0 | -18 | 45 | 0     | 2     | 4     | 14    | 17    | 27    | 37    | 47    |
| 1900-204-0 | 204-0 | -14 | 45 | 4     | 6     | 8     | 18    | 21    | 31    | 41    | 51    |
| 1900-206-0 | 206-0 | -12 | 45 | 6     | 8     | 10    | 20    | 23    | 33    | 43    | 53    |
| 1900-208-0 | 208-0 | -10 | 45 | 8     | 10    | 12    | 22    | 25    | 35    | 45    | 55    |
| 1900-210-0 | 210-0 | -8  | 45 | 10    | 12    | 14    | 24    | 27    | 37    | 47    | 57    |
| 1900-212-0 | 212-0 | -6  | 45 | 12    | 14    | 16    | 26    | 29    | 39    | 49    | 59    |
| 1900-213-0 | 213-0 | -5  | 45 | 13    | 15    | 17    | 27    | 30    | 40    | 50    | 60    |
| 1900-214-0 | 214-0 | -4  | 45 | 14    | 16    | 18    | 28    | 31    | 41    | 51    | 61    |
| 1900-215-0 | 215-0 | -3  | 45 | 15    | 17    | 19    | 29    | 32    | 42    | 52    | 62    |
| 1900-216-0 | 216-0 | -2  | 45 | 16    | 18    | 20    | 30    | 33    | 43    | 53    | 63    |
| 1900-218-0 | 218-0 | 0   | 45 | 18    | 20    | 22    | 32    | 35    | 45    | 55    | 65    |
| 1900-220-0 | 220-0 | 2   | 45 | 20    | 22    | 24    | 34    | 37    | 47    | 57    | 67    |
| 1900-222-0 | 222-0 | 4   | 45 | 22    | 24    | 26    | 36    | 39    | 49    | 59    | 69    |
| 1900-224-0 | 224-0 | 6   | 45 | 24    | 26    | 28    | 38    | 41    | 51    | 61    | 71    |
| 1900-225-0 | 225-0 | 7   | 45 | 25    | 27    | 29    | 39    | 42    | 52    | 62    | 72    |
| 1900-226-0 | 226-0 | 8   | 45 | 26    | 28    | 30    | 40    | 43    | 53    | 63    | 73    |
| 1900-227-0 | 227-0 | 9   | 45 | 27    | 29    | 31    | 41    | 44    | 54    | 64    | 74    |
| 1900-228-0 | 228-0 | 10  | 45 | 28    | 30    | 32    | 42    | 45    | 55    | 65    | 75    |
| 1900-230-0 | 230-0 | 12  | 45 | 30    | 32    | 34    | 44    | 47    | 57    | 67    | 77    |
| 1900-232-0 | 232-0 | 14  | 45 | 32    | 34    | 36    | 46    | 49    | 59    | 69    | 79    |
| 1900-234-0 | 234-0 | 16  | 45 | 34    | 36    | 38    | 48    | 51    | 61    | 71    | 81    |
| 1900-235-0 | 235-0 | 17  | 45 | 35    | 37    | 39    | 49    | 52    | 62    | 72    | 82    |
| 1900-236-0 | 236-0 | 18  | 45 | 36    | 38    | 40    | 50    | 53    | 63    | 73    | 83    |
| 1900-242-0 | 242-0 | 24  | 45 | 42    | 44    | 46    | 56    | 59    | 69    | 79    | 89    |
| 1900-244-0 | 244-0 | 26  | 45 | 44    | 46    | 48    | 58    | 61    | 71    | 81    | 91    |
| 1900-247-0 | 247-0 | 29  | 45 | 47    | 49    | 51    | 61    | 64    | 74    | 84    | 94    |
| 1900-250-0 | 250-0 | 32  | 45 | 50    | 52    | 54    | 64    | 67    | 77    | 87    | 97    |

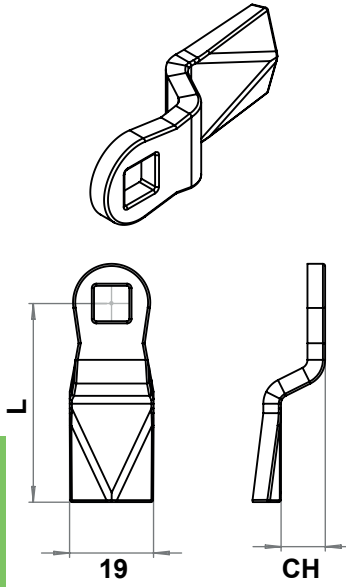


### L=35 mm Standard Cams

| Stok-Kodu  | XXX   | CH | L  | GH=18 | GH=20 | GH=22 | GH=32 | GH=35 | GH=45 | GH=55 | GH=65 |
|------------|-------|----|----|-------|-------|-------|-------|-------|-------|-------|-------|
| 1900-316-0 | 316-0 | -2 | 35 | 16    | 18    | 20    | 30    | 33    | 43    | 53    | 63    |
| 1900-318-0 | 318-0 | 0  | 35 | 18    | 20    | 22    | 32    | 35    | 45    | 55    | 65    |
| 1900-320-0 | 320-0 | 2  | 35 | 20    | 22    | 24    | 34    | 37    | 47    | 57    | 67    |
| 1900-322-0 | 322-0 | 4  | 35 | 22    | 24    | 26    | 36    | 39    | 49    | 59    | 69    |
| 1900-324-0 | 324-0 | 6  | 35 | 24    | 26    | 28    | 38    | 41    | 51    | 61    | 71    |
| 1900-325-0 | 325-0 | 7  | 35 | 25    | 27    | 29    | 39    | 42    | 52    | 62    | 72    |
| 1900-326-0 | 326-0 | 8  | 35 | 26    | 28    | 30    | 40    | 43    | 53    | 63    | 73    |
| 1900-327-0 | 327-0 | 9  | 35 | 27    | 29    | 31    | 41    | 44    | 54    | 64    | 74    |
| 1900-328-0 | 328-0 | 10 | 35 | 28    | 30    | 32    | 42    | 45    | 55    | 65    | 75    |
| 1900-329-0 | 329-0 | 11 | 35 | 29    | 31    | 33    | 43    | 46    | 56    | 66    | 76    |
| 1900-330-0 | 330-0 | 12 | 35 | 30    | 32    | 34    | 44    | 47    | 57    | 67    | 77    |
| 1900-332-0 | 332-0 | 14 | 35 | 32    | 34    | 36    | 46    | 49    | 59    | 69    | 79    |

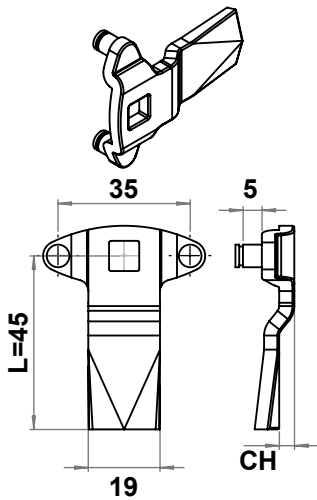


Non-Standard Cams



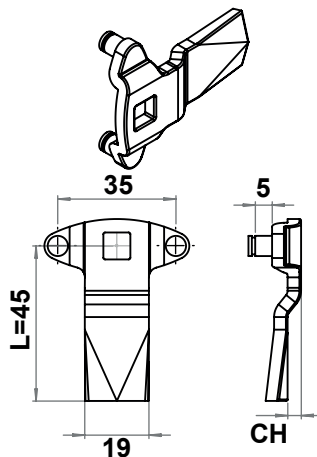
| Stock Code    | XXX      | CH  | L    | GH=18 | GH=20 | GH=22 | GH=32 | GH=35 | GH=45 | GH=55 | GH=65 |
|---------------|----------|-----|------|-------|-------|-------|-------|-------|-------|-------|-------|
| 1900-907-0    | 907-0    | -11 | 48   | 7     | 9     | 11    | 21    | 24    | 34    | 44    | 54    |
| 1900-208-S1-0 | 208-S1-0 | -10 | 47   | 8     | 10    | 12    | 22    | 25    | 35    | 45    | 55    |
| 1900-918S-0   | 918S-0   | 0   | 29   | 18    | 20    | 22    | 32    | 35    | 45    | 55    | 65    |
| 1900-118-0    | 118-0    | 0   | 37,5 | 18    | 20    | 22    | 32    | 35    | 45    | 55    | 65    |
| 1900-218S1-0  | 218S1-0  | 0   | 51   | 18    | 20    | 22    | 32    | 35    | 45    | 55    | 65    |
| 1900-218S-0   | 218S-0   | 0   | 55   | 18    | 20    | 22    | 32    | 35    | 45    | 55    | 65    |
| 1900-921-0    | 921-0    | 3   | 38   | 21    | 23    | 25    | 35    | 38    | 48    | 58    | 68    |
| 1900-922-0    | 922-0    | 4   | 55   | 22    | 24    | 26    | 36    | 39    | 49    | 59    | 69    |
| 1900-224-S1-0 | 224-S1-0 | 6   | ??   | 24    | 26    | 28    | 38    | 41    | 51    | 61    | 71    |
| 1900-225-S1-0 | 225-S1-0 | 7   | 28   | 25    | 27    | 29    | 39    | 42    | 52    | 62    | 72    |
| 1900-927-0    | 927-0    | 7   | 48   | 25    | 27    | 29    | 39    | 42    | 52    | 62    | 72    |
| 1900-925-0    | 925-0    | 7   | 49   | 25    | 27    | 29    | 39    | 42    | 52    | 62    | 72    |
| 1900-327S-0   | 327S-0   | 9   | 36   | 27    | 29    | 31    | 41    | 44    | 54    | 64    | 74    |
| 1900-228S-0   | 228S-0   | 10  | 48   | 28    | 30    | 32    | 42    | 45    | 55    | 65    | 75    |
| 1900-230S1-0  | 230S1-0  | 12  | 51   | 30    | 32    | 34    | 44    | 47    | 57    | 67    | 77    |
| 1900-236S1-0  | 236S1-0  | 18  | 51   | 36    | 38    | 40    | 50    | 53    | 63    | 73    | 83    |
| 1900-236S-0   | 236S-0   | 18  | 52   | 36    | 38    | 40    | 50    | 53    | 63    | 73    | 83    |
| 1900-240-S1-0 | 240-S1-0 | 22  | 47   | 40    | 42    | 44    | 54    | 57    | 67    | 77    | 87    |
| 1900-344-S1-0 | 344-S1-0 | 26  | 36   | 44    | 46    | 48    | 58    | 61    | 71    | 81    | 91    |
| 1900-346-S1-0 | 346-S1-0 | 28  | 36   | 46    | 48    | 50    | 60    | 63    | 73    | 83    | 93    |

L=45mm T Cams



| Stock Code | XXX   | CH | L  | GH=18 | GH=20 | GH=22 | GH=32 | GH=35 | GH=45 | GH=55 | GH=65 |
|------------|-------|----|----|-------|-------|-------|-------|-------|-------|-------|-------|
| 1900-418-0 | 418-0 | 0  | 45 | 18    | 20    | 22    | 32    | 35    | 45    | 55    | 65    |
| 1900-420-0 | 420-0 | 2  | 45 | 20    | 22    | 24    | 34    | 37    | 47    | 57    | 67    |
| 1900-422-0 | 422-0 | 4  | 45 | 22    | 24    | 26    | 36    | 39    | 49    | 59    | 69    |
| 1900-424-0 | 424-0 | 6  | 45 | 24    | 26    | 28    | 38    | 41    | 51    | 61    | 71    |
| 1900-425-0 | 425-0 | 7  | 45 | 25    | 27    | 29    | 39    | 42    | 52    | 62    | 72    |
| 1900-426-0 | 426-0 | 8  | 45 | 26    | 28    | 30    | 40    | 43    | 53    | 63    | 73    |
| 1900-428-0 | 428-0 | 10 | 45 | 28    | 30    | 32    | 42    | 45    | 55    | 65    | 75    |
| 1900-430-0 | 430-0 | 12 | 45 | 30    | 32    | 34    | 44    | 47    | 57    | 67    | 77    |
| 1900-432-0 | 432-0 | 14 | 45 | 32    | 34    | 36    | 46    | 49    | 59    | 69    | 79    |
| 1900-435-0 | 435-0 | 17 | 45 | 35    | 37    | 39    | 49    | 52    | 62    | 72    | 82    |
| 1900-447-0 | 447-0 | 29 | 45 | 47    | 49    | 51    | 61    | 64    | 74    | 84    | 94    |
| 1900-450-0 | 450-0 | 32 | 45 | 50    | 52    | 54    | 64    | 67    | 77    | 87    | 97    |

Non-Standard T Cams



| Stock Code | XXX   | CH | L  | GH=18 | GH=20 | GH=22 | GH=32 | GH=35 | GH=45 | GH=55 | GH=65 |
|------------|-------|----|----|-------|-------|-------|-------|-------|-------|-------|-------|
| 1900-418-0 | 418-0 | 0  | 45 | 18    | 20    | 22    | 32    | 35    | 45    | 55    | 65    |
| 1900-420-0 | 420-0 | 2  | 45 | 20    | 22    | 24    | 34    | 37    | 47    | 57    | 67    |
| 1900-422-0 | 422-0 | 4  | 45 | 22    | 24    | 26    | 36    | 39    | 49    | 59    | 69    |
| 1900-424-0 | 424-0 | 6  | 45 | 24    | 26    | 28    | 38    | 41    | 51    | 61    | 71    |
| 1900-425-0 | 425-0 | 7  | 45 | 25    | 27    | 29    | 39    | 42    | 52    | 62    | 72    |
| 1900-426-0 | 426-0 | 8  | 45 | 26    | 28    | 30    | 40    | 43    | 53    | 63    | 73    |
| 1900-428-0 | 428-0 | 10 | 45 | 28    | 30    | 32    | 42    | 45    | 55    | 65    | 75    |



| Stock Code | XXX  | CH  | L  | GH=13,5 |
|------------|------|-----|----|---------|
| 1900-704   | 704  | -6  | 24 | 7,5     |
| 1900-702   | 702  | 0   | 24 | 13,5    |
| 1900-705S  | 705S | 1,5 | 30 | 15      |
| 1900-703   | 703  | 6   | 24 | 19,5    |

These cams are being used in **1890** coded products.

| Stock Code | XXX   | CH   | L  | GH=20 |
|------------|-------|------|----|-------|
| 1900-512,7 | 512,7 | -7,3 | 20 | 12,7  |
| 1900-516,5 | 516,5 | -3,5 | 34 | 16,5  |
| 1900-520S1 | 520S1 | 0    | 32 | 20    |
| 1900-520   | 520   | 0    | 35 | 20    |
| 1900-520S  | 520S  | 0    | 45 | 20    |
| 1900-522   | 522   | 2    | 35 | 22    |
| 1900-523,5 | 523,5 | 3,5  | 39 | 23,5  |
| 1900-527   | 527   | 7    | 42 | 27    |

These cams are being used in **1004** coded products.

| Stock Code | XXX | CH   | L    | GH=20 |
|------------|-----|------|------|-------|
| 1900-801   | 801 | 0    | 53,5 | 20    |
| 1900-802   | 802 | 0    | 85   | 20    |
| 1900-803   | 803 | 1    | 53,5 | 21    |
| 1900-804   | 804 | 6    | 63   | 26    |
| 1900-800   | 800 | 7    | 40   | 27    |
| 1900-806   | 806 | 8    | 50   | 28    |
| 1900-805   | 805 | 13,5 | 76   | 33,5  |

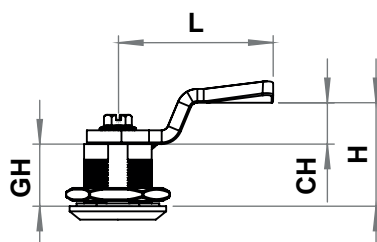
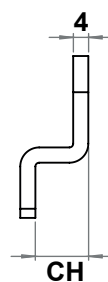
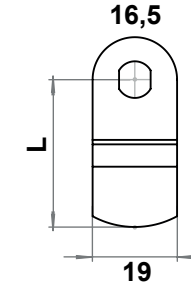
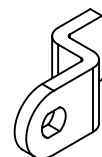
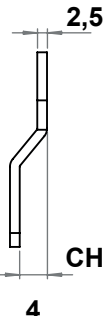
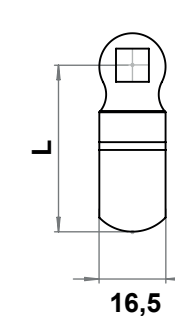
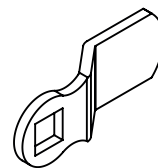
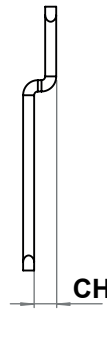
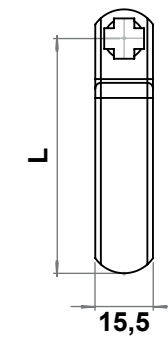
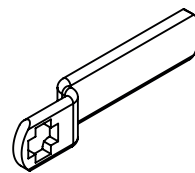
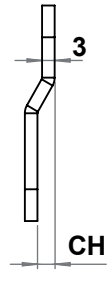
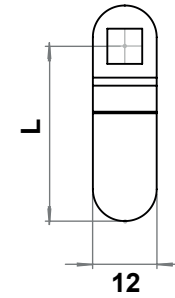
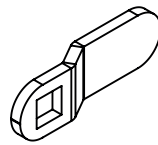
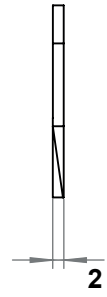
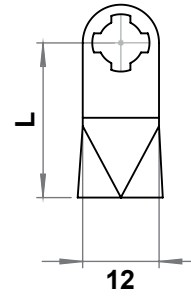
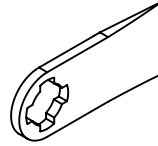
These cams are being used in **1100** coded products.

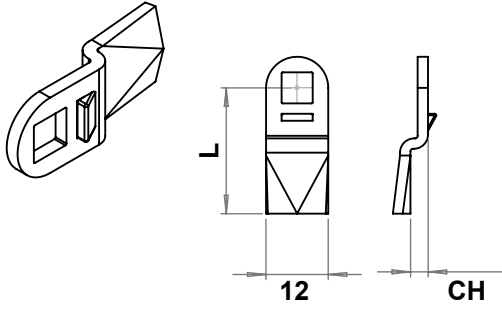
| Stock Code | XXX  | CH | L  | GH=20 |
|------------|------|----|----|-------|
| 1900-8918  | 8918 | 0  | 45 | 29    |
| 1900-8925  | 8925 | ±7 | 45 | 22/36 |

These cams are being used in **7710** coded products.

| Stock Code | XXX | CH   | L  |
|------------|-----|------|----|
| 1900-941   | 941 | 0    | 33 |
| 1900-942   | 942 | 14   | 33 |
| 1900-943   | 943 | 27,5 | 33 |

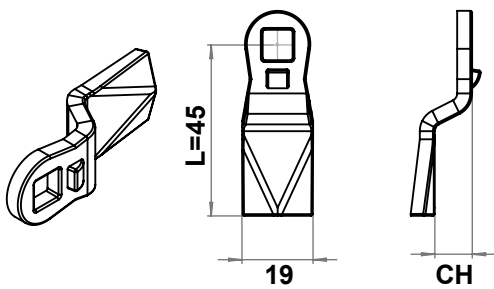
These cams are being used in **1045** coded products.



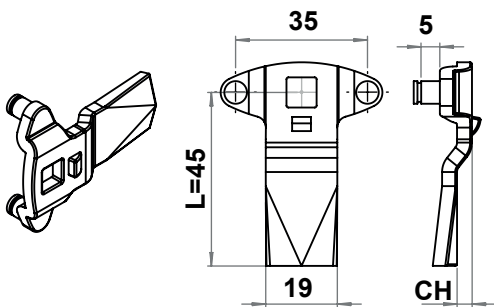


| Stock Code | XXX  | CH | L  | GH=18 |
|------------|------|----|----|-------|
| 5900-604   | 5604 | -6 | 24 | 7,5   |
| 5900-602   | 5602 | 0  | 24 | 13,5  |
| 5900-607   | 5607 | 0  | 32 | 13,5  |
| 5900-606   | 5606 | 0  | 33 | 13,5  |
| 5900-603   | 5603 | 6  | 24 | 19,5  |

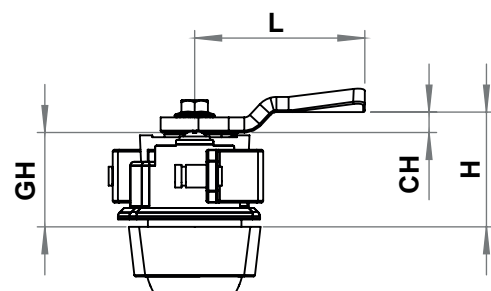
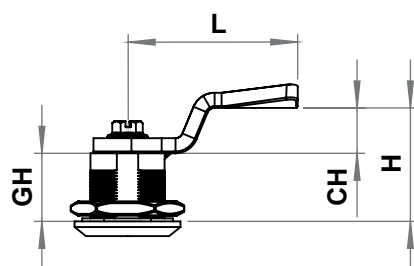
Cams, Rods  
Accessories



| Stock Code | XXX  | CH  | L  | GH=18 | GH=20 | GH=22 | GH=32 |
|------------|------|-----|----|-------|-------|-------|-------|
| 5900-5206  | 5206 | -12 | 45 | 6     | 8     | 10    | 20    |
| 5900-5210  | 5210 | -8  | 45 | 10    | 12    | 14    | 24    |
| 5900-5214  | 5214 | -4  | 45 | 14    | 16    | 18    | 28    |
| 5900-5218  | 5218 | 0   | 45 | 18    | 20    | 22    | 32    |
| 5900-5220  | 5220 | 2   | 45 | 20    | 22    | 24    | 34    |
| 5900-5222  | 5222 | 4   | 45 | 22    | 24    | 26    | 36    |
| 5900-5224  | 5224 | 6   | 45 | 24    | 26    | 28    | 38    |
| 5900-5226  | 5226 | 8   | 45 | 26    | 28    | 30    | 40    |
| 5900-5228  | 5228 | 10  | 45 | 28    | 30    | 32    | 42    |
| 5900-5230  | 5230 | 12  | 45 | 30    | 32    | 34    | 44    |

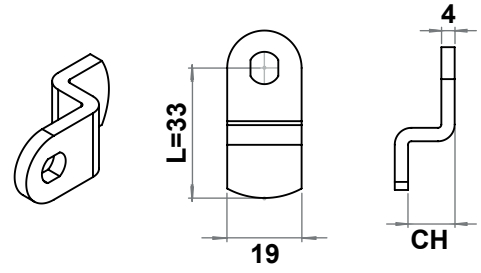


| Stock Code | XXX  | CH | L  | GH=18 | GH=20 | GH=22 | GH=32 |
|------------|------|----|----|-------|-------|-------|-------|
| 5900-5422  | 5422 | 4  | 45 | 22    | 24    | 26    | 36    |
| 5900-5428  | 5428 | 10 | 45 | 28    | 30    | 32    | 42    |

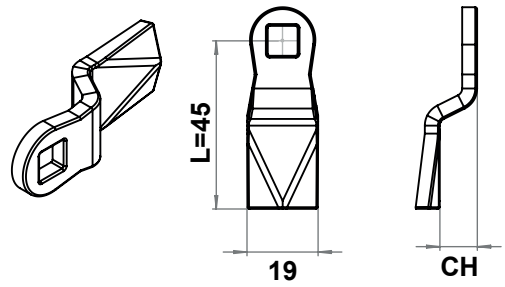


| Stock Code | XXX  | CH   | L  |
|------------|------|------|----|
| 5900-941   | 5941 | 0    | 33 |
| 5900-942   | 5942 | 14   | 33 |
| 5900-943   | 5943 | 27,5 | 33 |

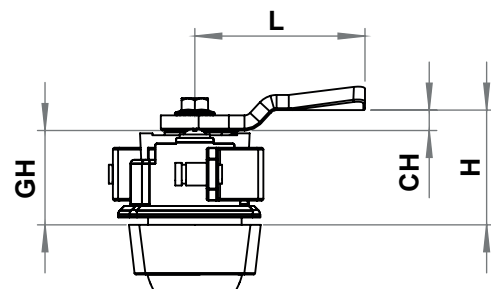
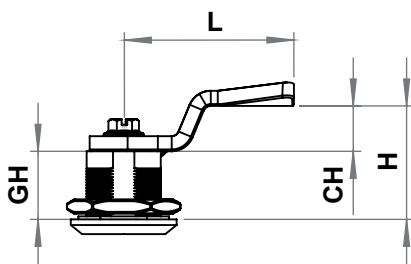
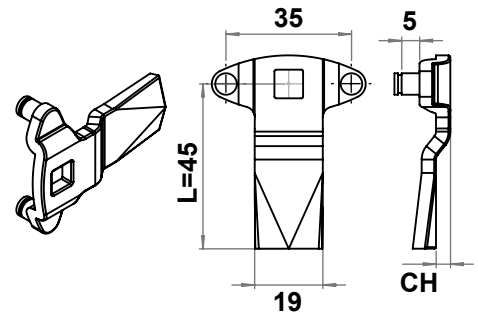
Bu diller 1545 kodlu üründe kullanılmaktadır.



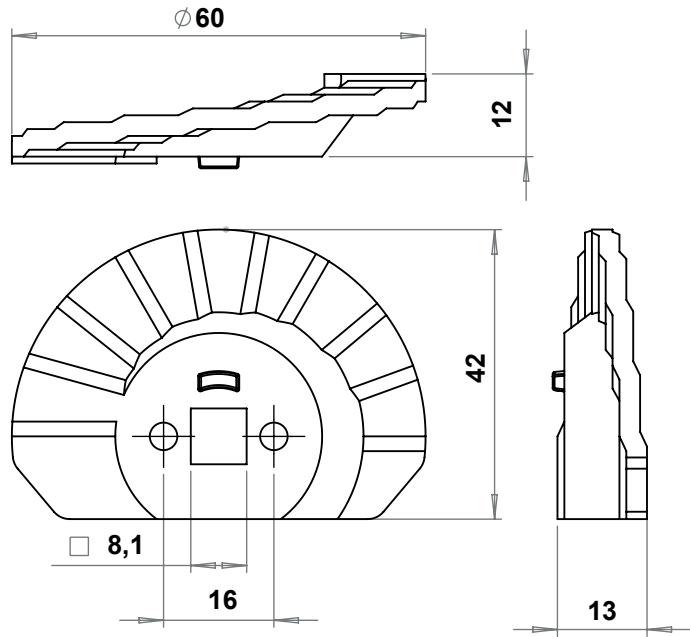

| Stock Code  | XXX    | CH  | L  | GH=18 | GH=20 | GH=22 | GH=32 |
|-------------|--------|-----|----|-------|-------|-------|-------|
| 5900-5206-0 | 5206-0 | -12 | 45 | 6     | 8     | 10    | 20    |
| 5900-5210-0 | 5210-0 | -8  | 45 | 10    | 12    | 14    | 24    |
| 5900-5214-0 | 5214-0 | -4  | 45 | 14    | 16    | 18    | 28    |
| 5900-5218-0 | 5218-0 | 0   | 45 | 18    | 20    | 22    | 32    |
| 5900-5220-0 | 5220-0 | 2   | 45 | 20    | 22    | 24    | 34    |
| 5900-5222-0 | 5222-0 | 4   | 45 | 22    | 24    | 26    | 36    |
| 5900-5224-0 | 5224-0 | 6   | 45 | 24    | 26    | 28    | 38    |
| 5900-5226-0 | 5226-0 | 8   | 45 | 26    | 28    | 30    | 40    |
| 5900-5228-0 | 5228-0 | 10  | 45 | 28    | 30    | 32    | 42    |
| 5900-5230-0 | 5230-0 | 12  | 45 | 30    | 32    | 34    | 44    |



| Stock Code  | XXX    | CH | L  | GH=18 | GH=20 | GH=22 | GH=32 |
|-------------|--------|----|----|-------|-------|-------|-------|
| 5900-5422-0 | 5422-0 | 4  | 45 | 22    | 24    | 26    | 36    |
| 5900-5428-0 | 5428-0 | 10 | 45 | 28    | 30    | 32    | 42    |



Stepped Cam

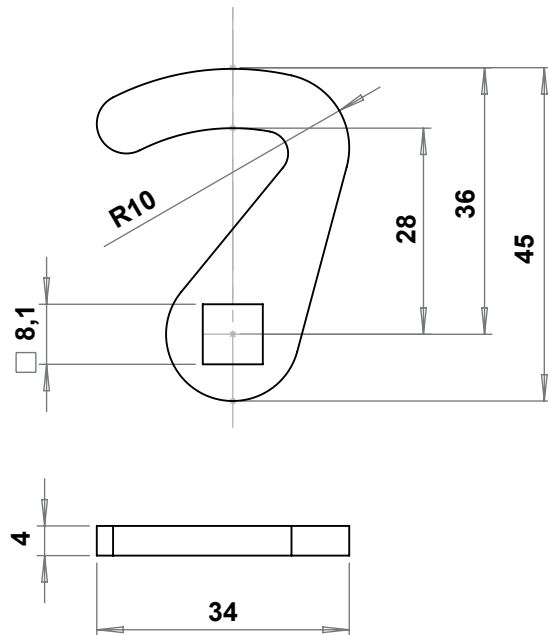


Item Number

1900-601

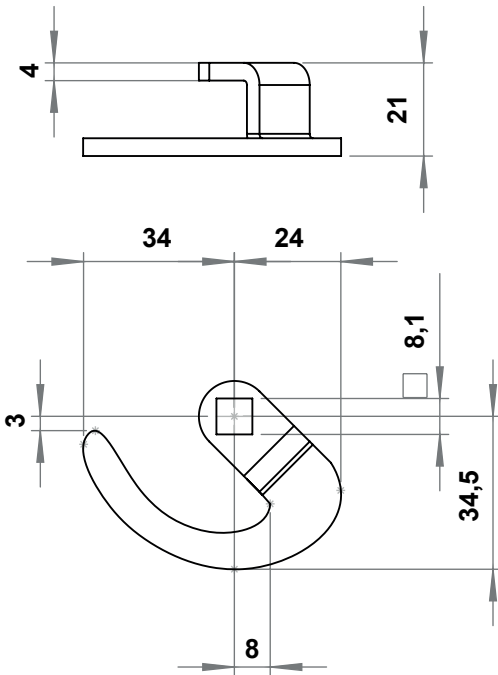
Material : Zinc die, zinc plated

Hooked Cam



|                 | Item Number | XXX |
|-----------------|-------------|-----|
| Without Stopper | 1900-690    | 690 |
| With Stopper    | 1900-790    | 790 |

Material : Steel, zinc plated



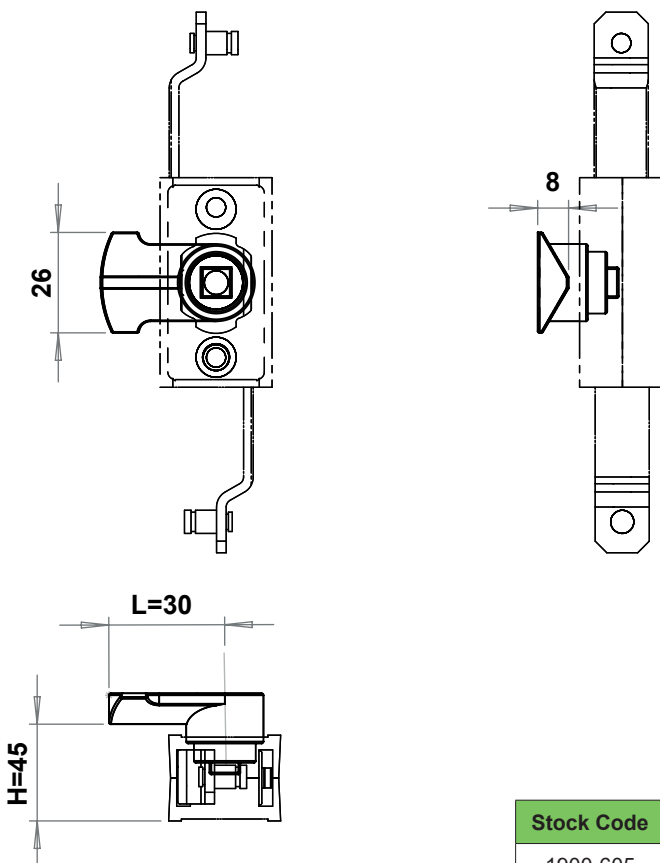
|                 | Item Number | XXX |
|-----------------|-------------|-----|
| Without Stopper | 1900-692    | 692 |
| With Stopper    | 1900-792    | 792 |

## Hooked Cam



Cams, Rods  
Accessories

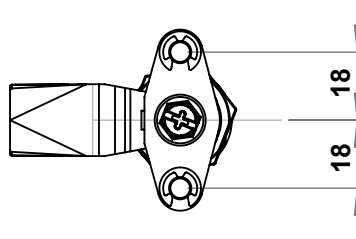
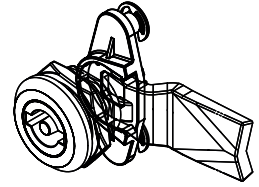
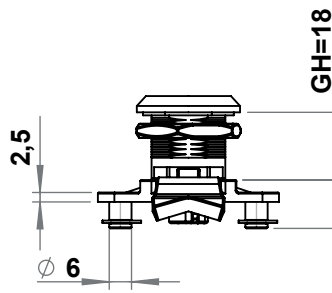
Material : Steel, zinc plated




| Stock Code | XXX |
|------------|-----|
| 1900-605   | 605 |

## Rod Latch Cam





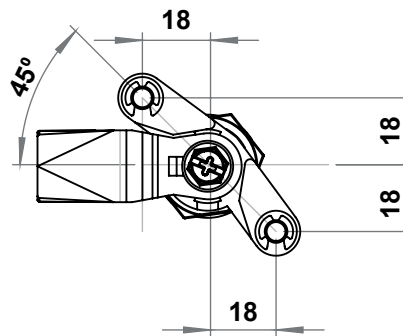
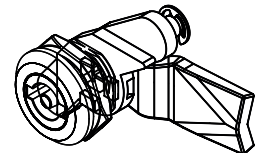
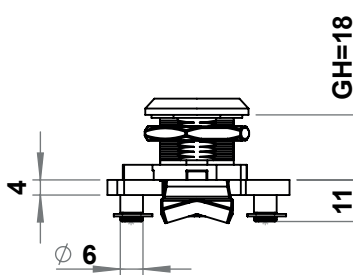

stroke 32mm




Material : Zinc die, zinc plated /  
Stainless steel AISI 316

2900 - Cam Adapter

|             | Zinc die,<br>Zinc plated | Stainless steel<br>AISI 316 |
|-------------|--------------------------|-----------------------------|
| Item Number | 2900-405                 | 2900-455                    |



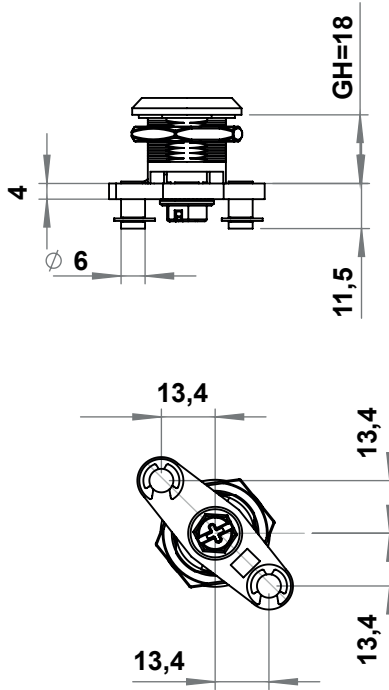
stroke 32mm



Material : Zinc die, zinc plated /  
Stainless steel AISI 316

2900 - Cam Adapter

|             | Zinc die,<br>Zinc plated | Stainless steel<br>AISI 316 |
|-------------|--------------------------|-----------------------------|
| Item Number | 2900-406                 | 2900-455                    |



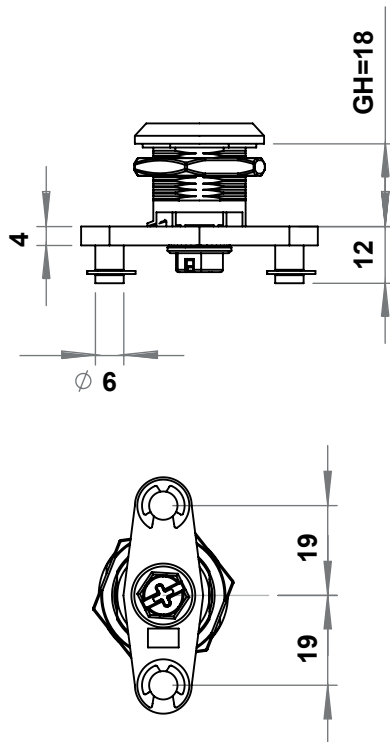
**2900 - Rod Adapter**

|             |          |
|-------------|----------|
| Item Number | 2900-401 |
|-------------|----------|



**Material :** Steel, zinc plated

Cams, Rods  
Accessories



**2900 - Rod Adapter**

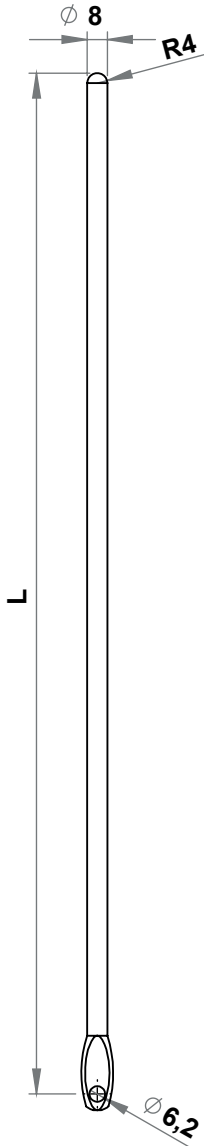
|             |          |
|-------------|----------|
| Item Number | 2900-402 |
|-------------|----------|



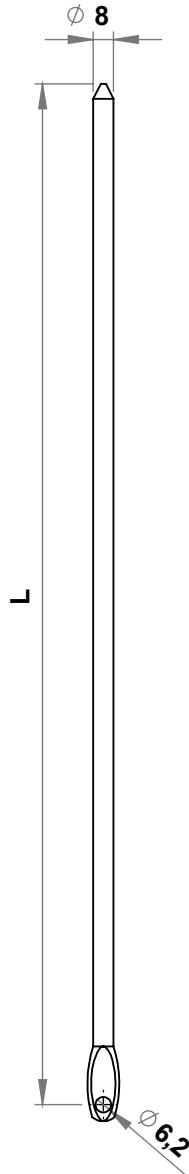
**Material :** Steel, zinc plated

Cams, Rods  
Accessories

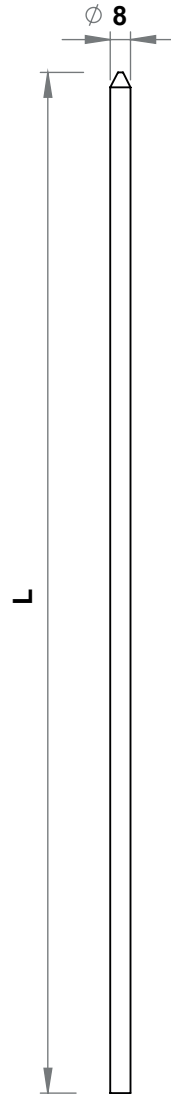
8410



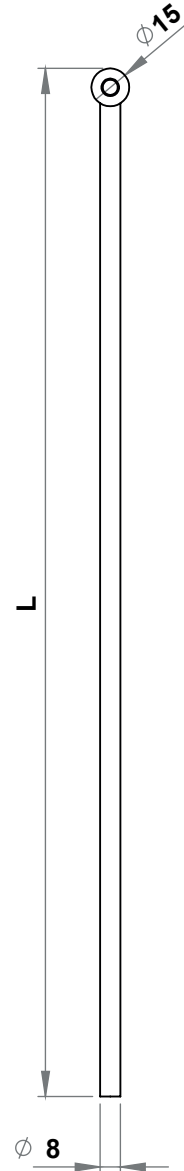
8420



8430



8460

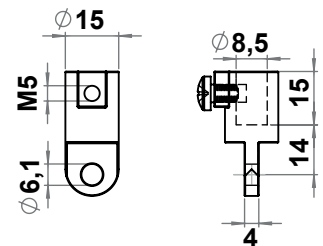
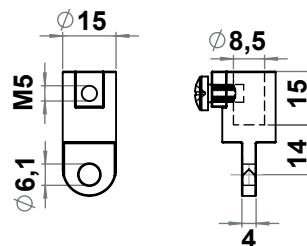


|             | Steel,<br>Zinc plated | Stainless<br>steel<br>AISI 304 |
|-------------|-----------------------|--------------------------------|
| Item Number | 8410-L                | 5410-L                         |

|             | Steel,<br>Zinc plated | Stainless<br>steel<br>AISI 304 |
|-------------|-----------------------|--------------------------------|
| Item Number | 8420-L                | 5420-L                         |

|             | Steel,<br>Zinc plated | Stainless<br>steel<br>AISI 304 |
|-------------|-----------------------|--------------------------------|
| Item Number | 8430-L                | 5430-L                         |

|             | Steel,<br>Zinc plated | Stainless<br>steel<br>AISI 304 |
|-------------|-----------------------|--------------------------------|
| Item Number | 8460-L                | 5460-L                         |

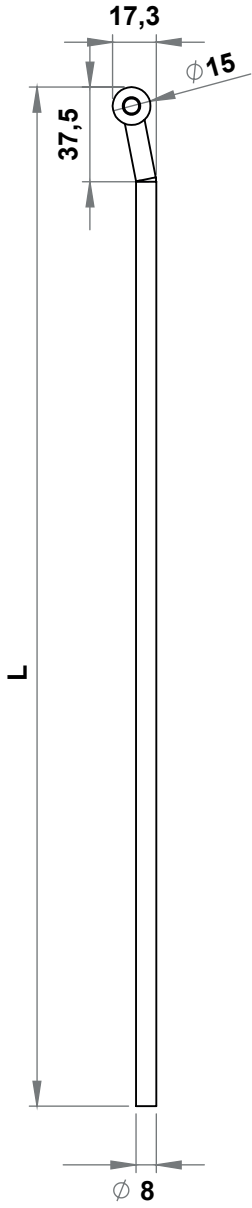


|         | Steel,<br>Zinc plated | Stainless<br>steel<br>AISI 316 |
|---------|-----------------------|--------------------------------|
| Adaptör | 8515-001              | 8515-501                       |

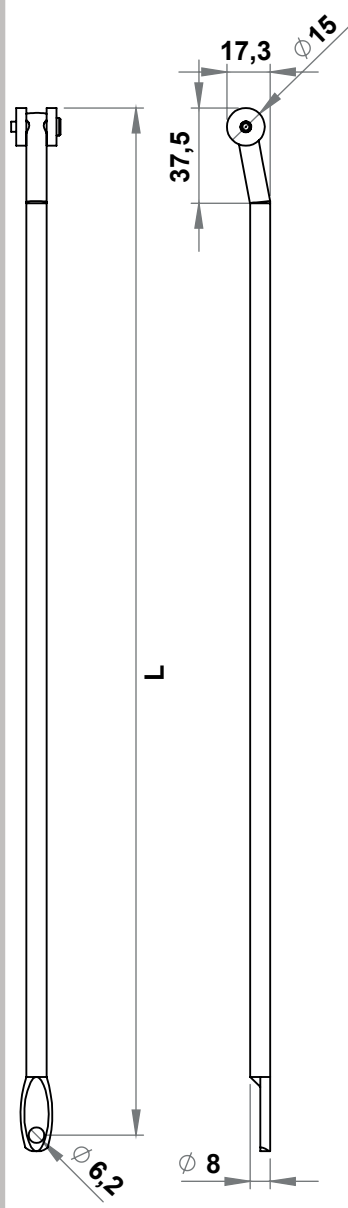
|         | Steel,<br>Zinc plated | Stainless<br>steel<br>AISI 316 |
|---------|-----------------------|--------------------------------|
| Adaptör | 8515-001              | 8515-501                       |



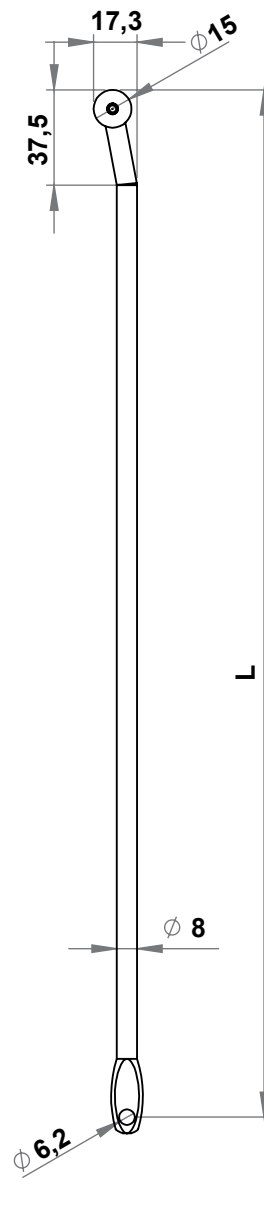
## 8450



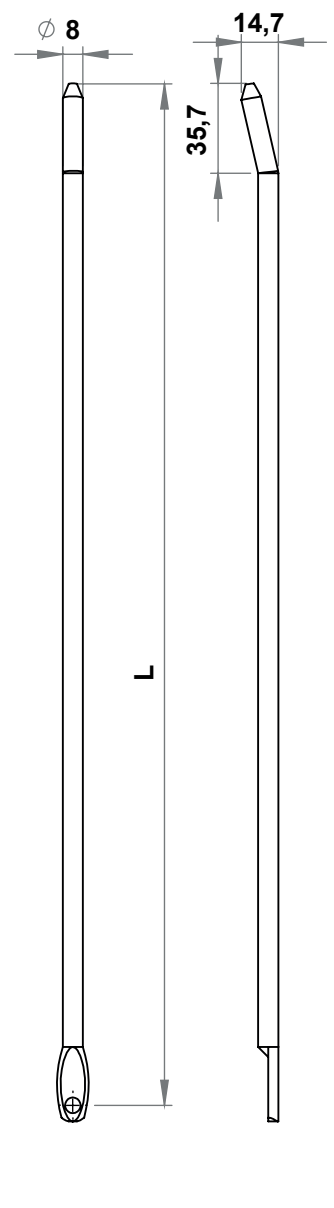
## 8470



## 8480



## 8490



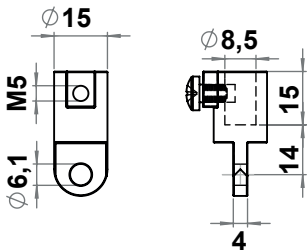
Cams, Rods  
Accessories

|             | Steel,<br>Zinc plated | Stainless<br>steel<br>AISI 304 |
|-------------|-----------------------|--------------------------------|
| Item Number | 8450-L                | 5450-L                         |

|             | Steel,<br>Zinc plated | Stainless<br>steel<br>AISI 304 |
|-------------|-----------------------|--------------------------------|
| Item Number | 8470-L                | 5470-L                         |

|             | Steel,<br>Zinc plated | Stainless<br>steel<br>AISI 304 |
|-------------|-----------------------|--------------------------------|
| Item Number | 8480-L                | 5480-L                         |


|             | Steel,<br>Zinc plated | Stainless<br>steel<br>AISI 304 |
|-------------|-----------------------|--------------------------------|
| Item Number | 8490-L                | 5490-L                         |



If the door center is same with swinghandle center, the L dimension is calculated as follows:

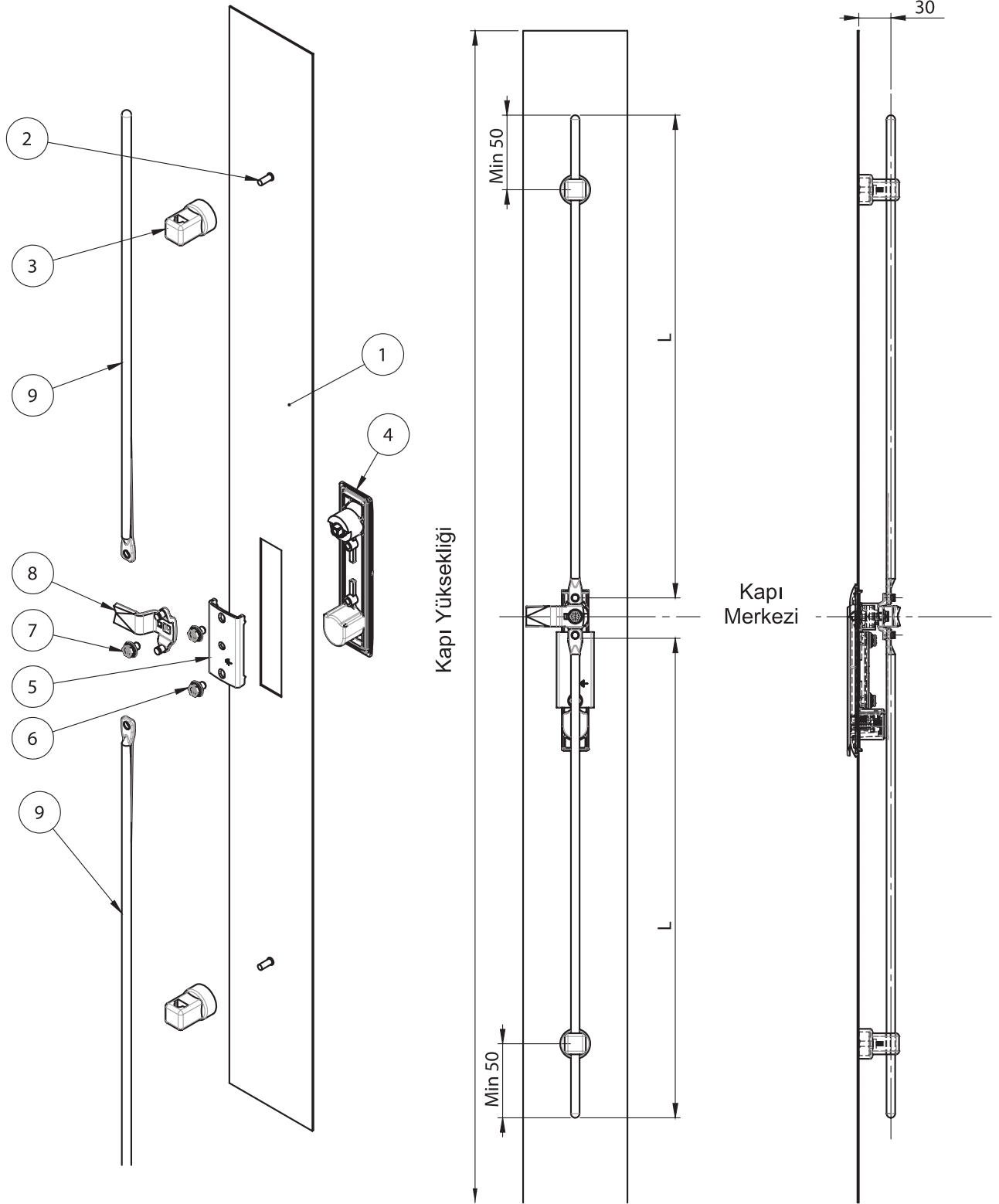
If Adapter Used :  $\frac{\text{Door Clearance} - 40\text{mm}}{2}$

If Rods with Eye Used :  $\frac{\text{Door Clearance} - 12\text{mm}}{2}$



|         | Steel,<br>Zinc plated | Stainless<br>steel<br>AISI 316 |
|---------|-----------------------|--------------------------------|
| Adaptör | 8515-001              | 8515-501                       |

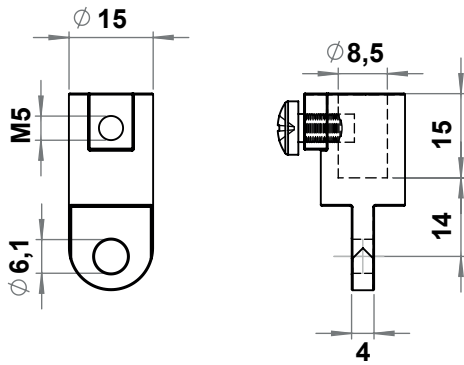
## 3 Point Locking Table



1- Door  
2- Screw  
3- Rod Guides

4- Swinghandle  
5- Swinghandle Assembly Part  
6- Screw

7- Screw  
8- 3 Point Locking Cam  
9- Round Rod



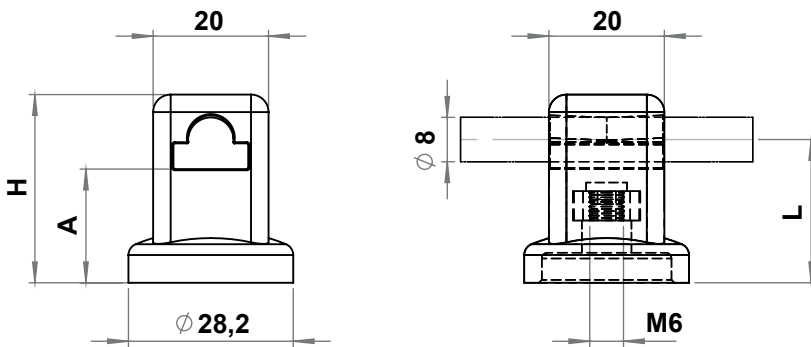
|             | Steel,<br>Zinc plated | Stainless steel<br>AISI 316 |
|-------------|-----------------------|-----------------------------|
| Item Number | 8515-001              | 8515-501                    |

#### 8515 Round Rod Guide



**Material:** Zinc die, zinc plated /  
Stainless steel AISI 316

#### 8511 Round Rod Guide

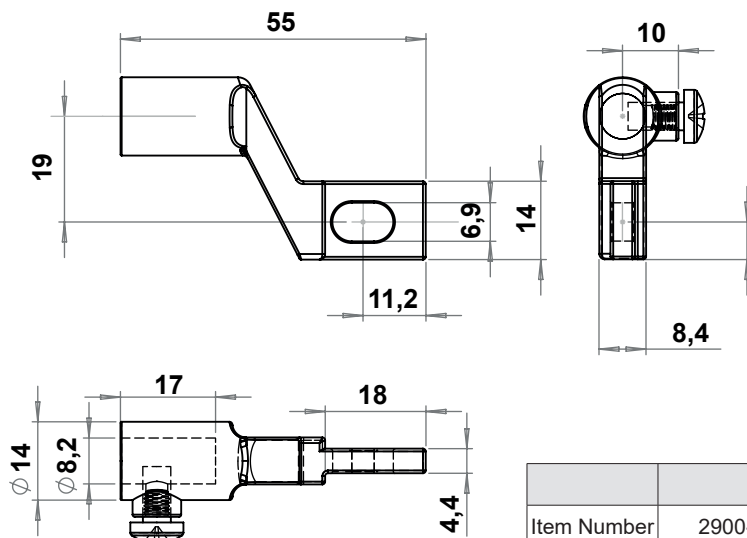


| A (mm) | L (mm) | H (mm) | Item Number |
|--------|--------|--------|-------------|
| 20     | 24     | 32     | 8511-001    |
| 24     | 28     | 36     | 8511-003    |
| 26     | 30     | 38     | 8511-002    |



**Material:** Polyamide (PA), black

#### 2900-410 Rod Adapter for Rod Latch

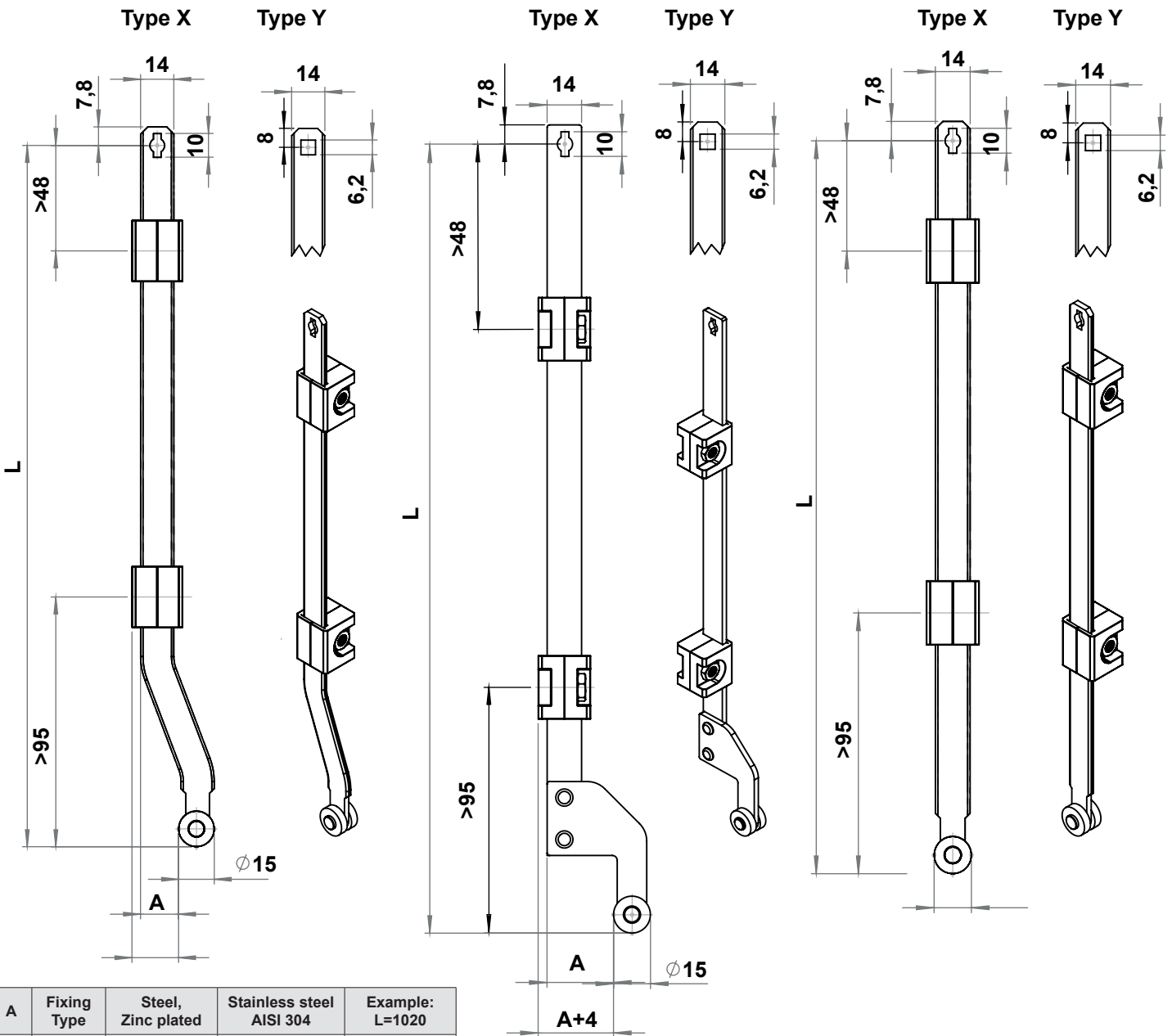


|             |          |
|-------------|----------|
| Item Number | 2900-410 |
|-------------|----------|



**Material:** Zinc die, zinc plated

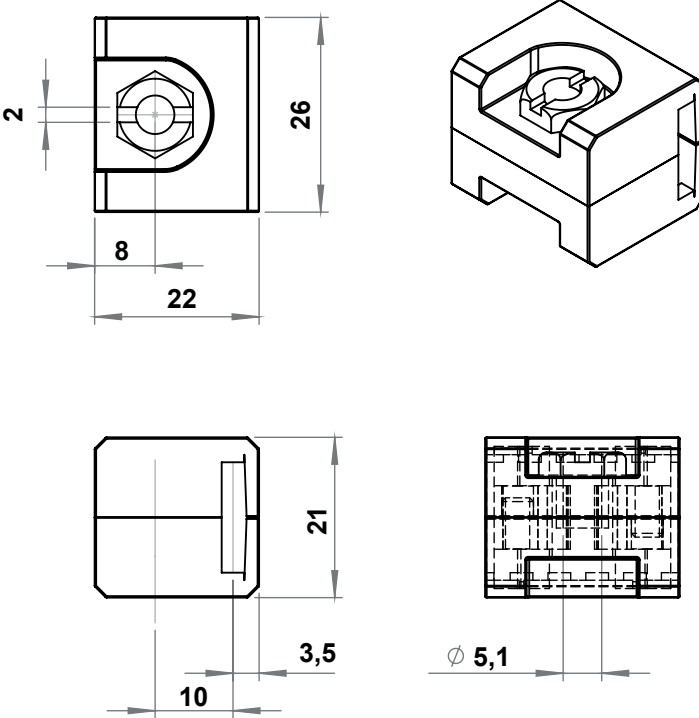
Cams, Rods  
Accessories



| A  | Fixing Type | Steel, Zinc plated | Stainless steel AISI 304 | Example: L=1020 |
|----|-------------|--------------------|--------------------------|-----------------|
| 16 | X           | 8301-L             | 8351-L                   | 8301-1020       |
| 21 | X           | 8302-L             | 8352-L                   | 8302-1020       |
| 16 | Y           | 8301-L-K           | 8351-L-K                 | 8301-1020-K     |
| 21 | Y           | 8302-L-K           | 8352-L-K                 | 8302-1020-K     |

| A  | Fixing Type | Steel, Zinc plated | Stainless steel AISI 304 | Example: L=1020 |
|----|-------------|--------------------|--------------------------|-----------------|
| 13 | X           | 8306-13-L          | 8356-13-L                | 8306-13-1020    |
| 27 | X           | 8306-27-L          | 8356-27-L                | 8306-27-1020    |
| 42 | X           | 8306-42-L          | 8356-42-L                | 8306-42-1020    |
| 13 | Y           | 8306-13-L-K        | 8356-13-L-K              | 8306-13-1020-K  |
| 27 | Y           | 8306-27-L-K        | 8356-27-L-K              | 8306-27-1020-K  |
| 42 | Y           | 8306-42-L-K        | 8356-42-L-K              | 8306-42-1020-K  |

| Fixing Type | Steel, Zinc plated | Stainless steel AISI 304 | Example: L=1020 |
|-------------|--------------------|--------------------------|-----------------|
| X           | 8307-L             | 8357-L                   | 8307-1020       |
| Y           | 8307-L-K           | 8357-L-K                 | 8307-1020-K     |



**8501 - Rod Guide**

|             |           |
|-------------|-----------|
| Item Number | 8501- 001 |
|-------------|-----------|

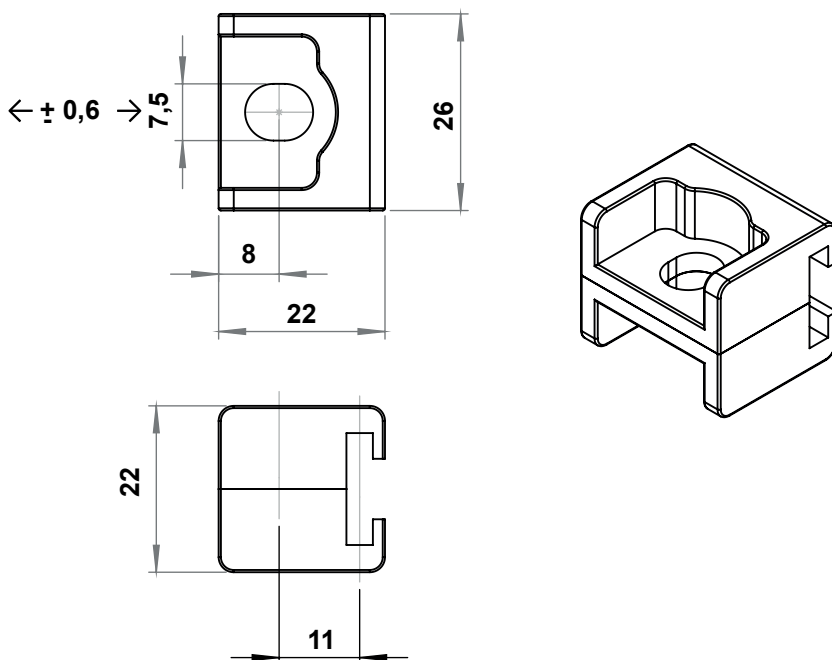
**8501 - 001  
Rod Guide**



**Material**

**Housing** : Polyamide (PA), black  
**Special Nut** : Steel, zinc plated

Cams, Rods  
Accessories



**8501-500 - Stainless Steel Rod Guide**

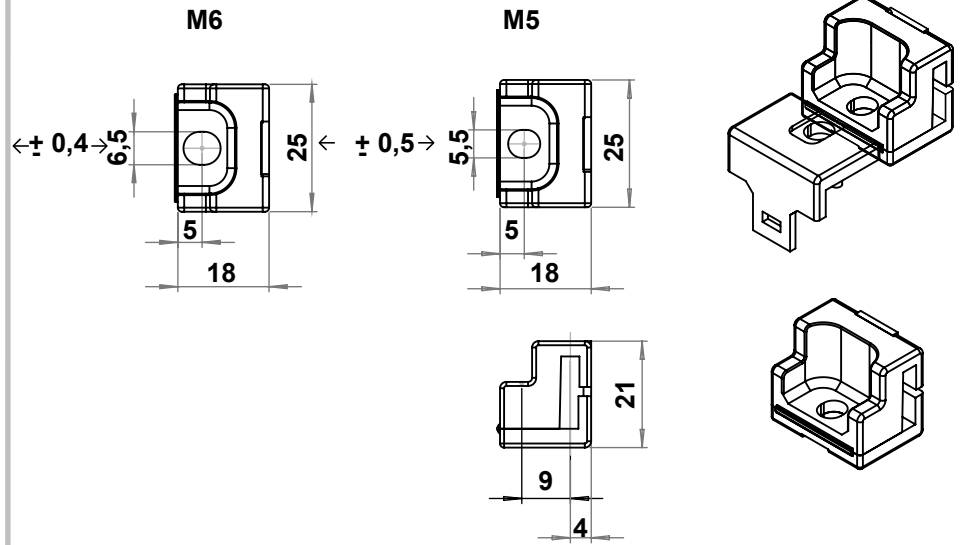
|             |           |
|-------------|-----------|
| Item Number | 8501- 500 |
|-------------|-----------|

**8501 - 500  
Stainless steel L Rod Guide**



**Material:** Stainless steel AISI 316

**8502  
Bended Rod Guide**

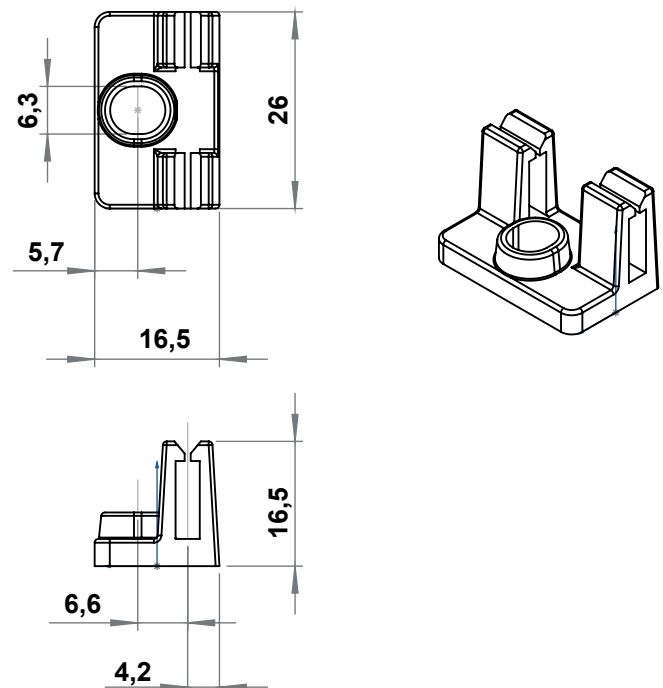


**8502 - Bended Rod Guide**

|             | Suitable for M6 | Suitable for M5 |
|-------------|-----------------|-----------------|
| Item Number | 8502 - 001      | 8502 - 002      |

Material : Polyamide (PA), black

**8506  
Rod Guide for Narrow Width**

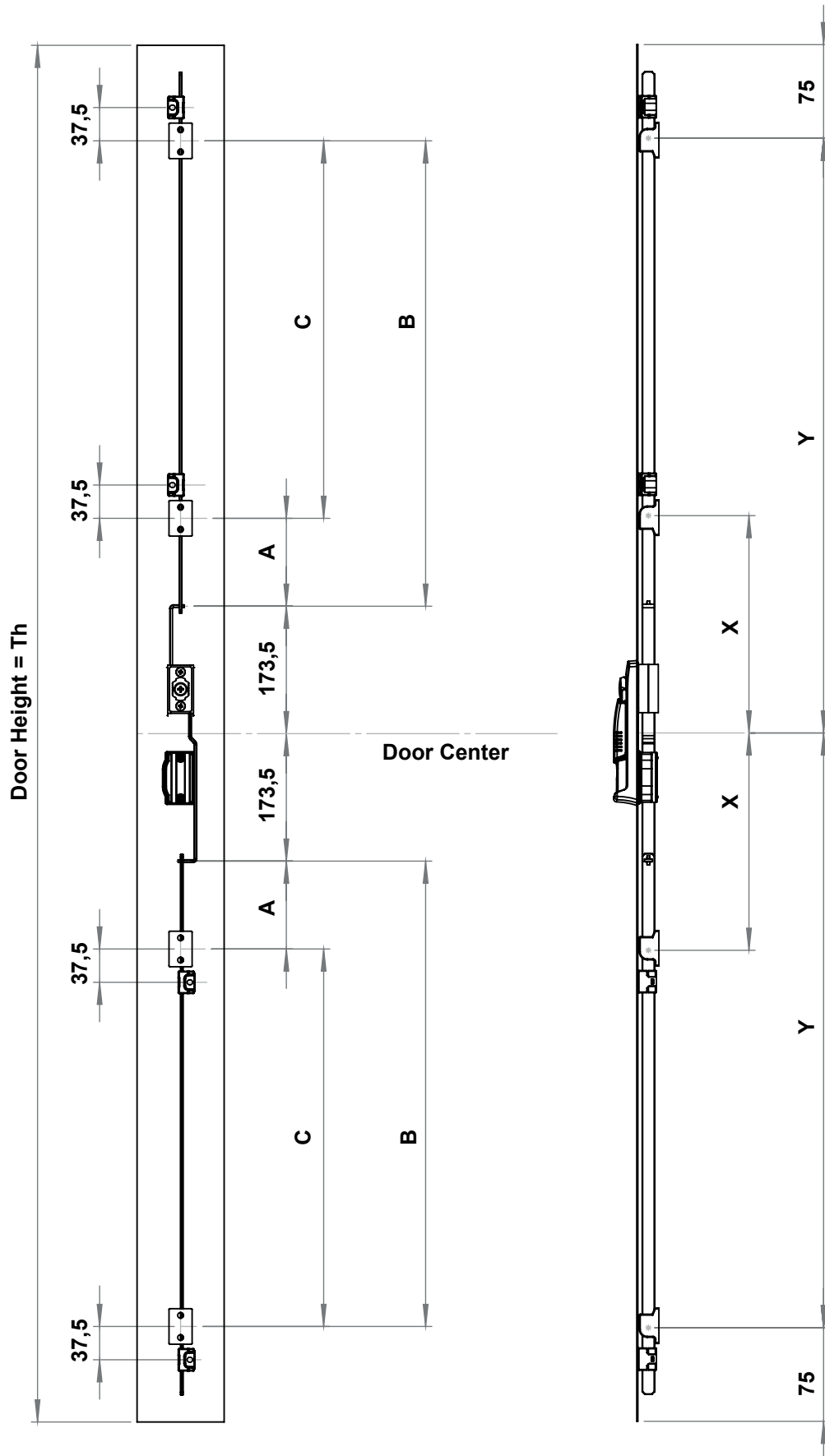


**8506 - Rod Guide for Narrow Width**

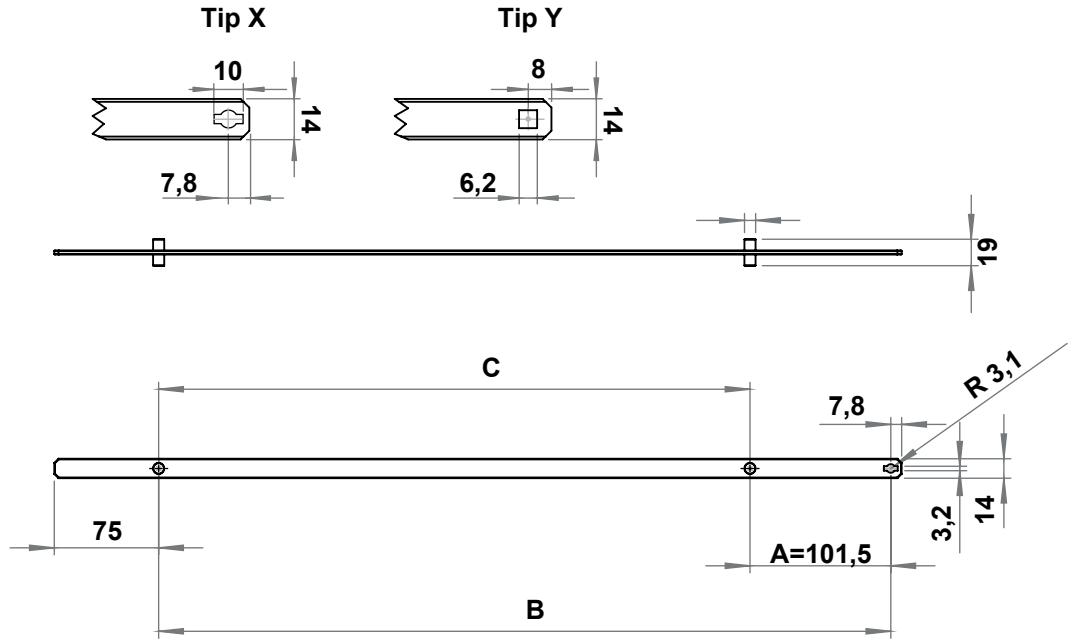
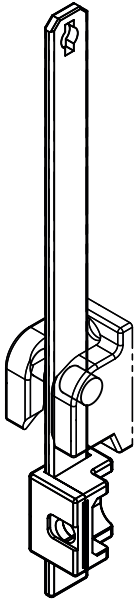
|             | Suitable for 3x10 | Suitable for 3x14 |
|-------------|-------------------|-------------------|
| Item Number | 8506-001          | 8506-011          |

Material : Polyamide (PA6), Black

Cams, Rods  
Accessories

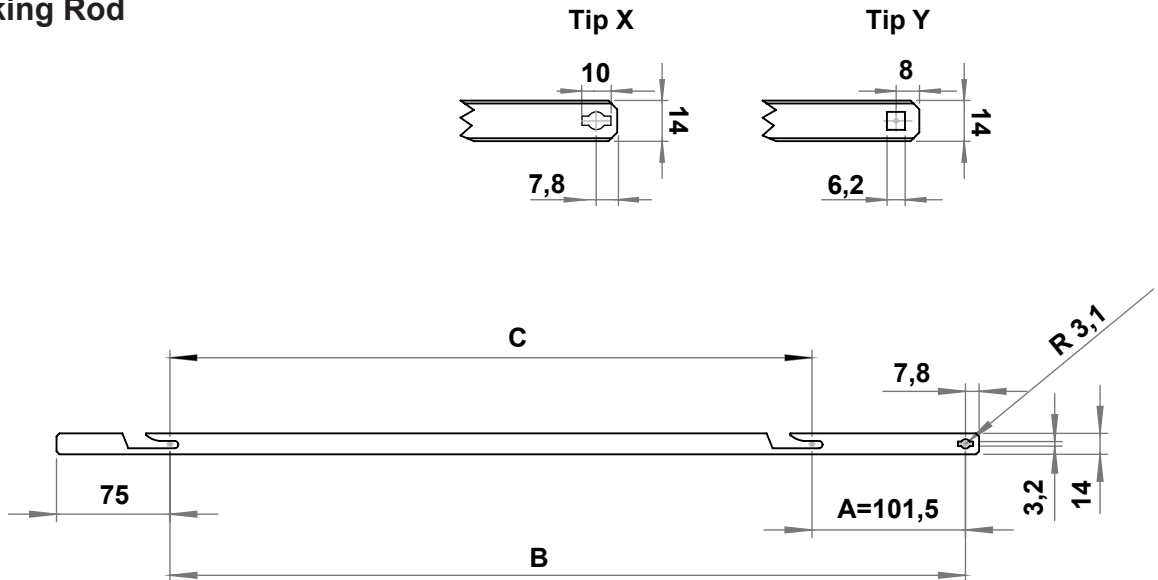
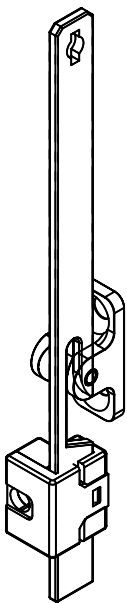


**8401**  
4 Point Locking Rod



| Door Height (Th) | X   | Y   | A     | B     | C   | Fixing Type X      |                          | Fixing Type Y      |                          |
|------------------|-----|-----|-------|-------|-----|--------------------|--------------------------|--------------------|--------------------------|
|                  |     |     |       |       |     | Steel, Zinc plated | Stainless steel AISI 304 | Steel, Zinc plated | Stainless steel AISI 304 |
| 800-1200         | -   | 300 | -     | 126,5 | -   | 8401-300           | 8451-300                 | 8401-300-K         | 8451-300-K               |
| 1200-1600        | -   | 450 | -     | 276,5 | -   | 8401-450           | 8451-450                 | 8401-450-K         | 8451-450-K               |
| 1600-1900        | 275 | 700 | 101,5 | 526,5 | 425 | 8401-700           | 8451-700                 | 8401-700-K         | 8451-700-K               |
| 1900-2200        | 275 | 800 | 101,5 | 676,5 | 575 | 8401-850           | 8451-850                 | 8401-850-K         | 8451-850-K               |

**8402**  
4 Point Locking Rod

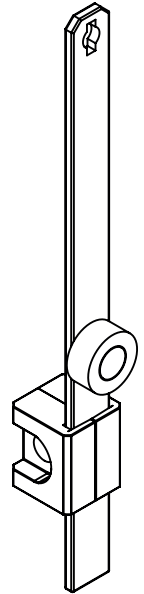
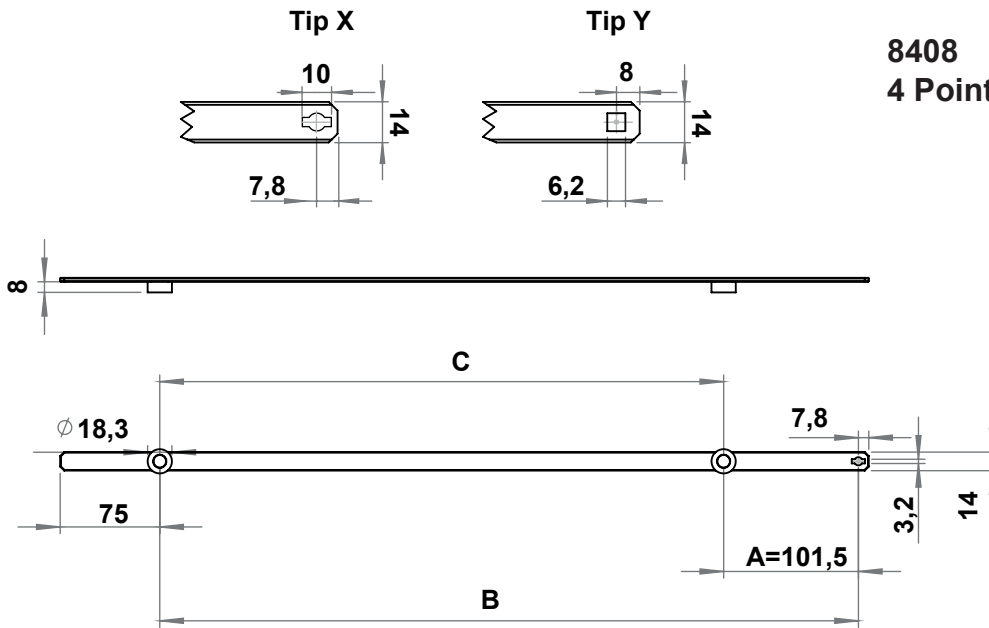


| Door Height (Th) | X   | Y   | A     | B     | C   | Fixing Type X      |                          | Fixing Type Y      |                          |
|------------------|-----|-----|-------|-------|-----|--------------------|--------------------------|--------------------|--------------------------|
|                  |     |     |       |       |     | Steel, Zinc plated | Stainless steel AISI 304 | Steel, Zinc plated | Stainless steel AISI 304 |
| 800-1200         | -   | 300 | -     | 126,5 | -   | 8402-300           | 8452-300                 | 8402-300-K         | 8452-300-K               |
| 1200-1600        | -   | 450 | -     | 276,5 | -   | 8402-450           | 8452-450                 | 8402-450-K         | 8452-450-K               |
| 1600-1900        | 275 | 700 | 101,5 | 526,5 | 425 | 8402-700           | 8452-700                 | 8402-700-K         | 8452-700-K               |
| 1900-2200        | 275 | 800 | 101,5 | 676,5 | 575 | 8402-850           | 8452-850                 | 8402-850-K         | 8452-850-K               |

Cams, Rods  
Accessories



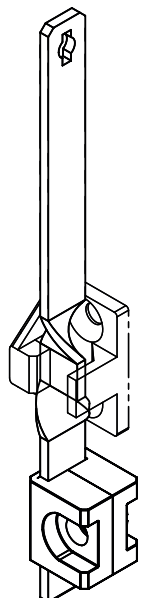
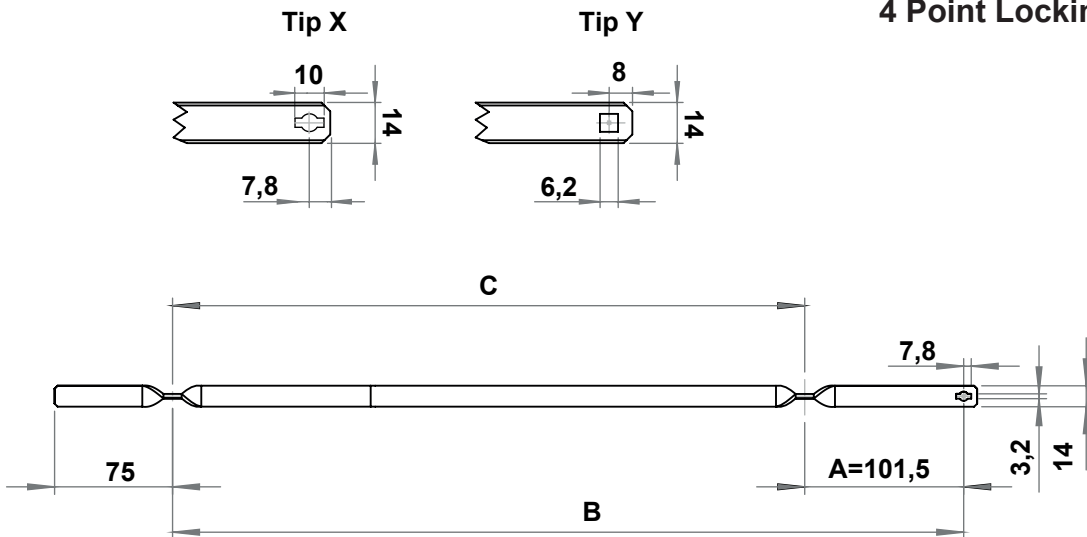
## 8408 4 Point Locking Rod



| Door Height (Th) |     |     |       |       |     | Fixing Type X      |                          | Fixing Type Y      |                          |
|------------------|-----|-----|-------|-------|-----|--------------------|--------------------------|--------------------|--------------------------|
|                  | X   | Y   | A     | B     | C   | Steel, Zinc plated | Stainless steel AISI 304 | Steel, Zinc plated | Stainless steel AISI 304 |
| 800-1200         | -   | 300 | -     | 126,5 | -   | 8408-300           | 8458-300                 | 8408-300-K         | 8458-300-K               |
| 1200-1600        | -   | 450 | -     | 276,5 | -   | 8408-450           | 8458-450                 | 8408-450-K         | 8458-450-K               |
| 1600-1900        | 275 | 700 | 101,5 | 526,5 | 425 | 8408-700           | 8458-700                 | 8408-700-K         | 8458-700-K               |
| 1900-2200        | 275 | 800 | 101,5 | 676,5 | 575 | 8408-850           | 8458-850                 | 8408-850-K         | 8458-850-K               |

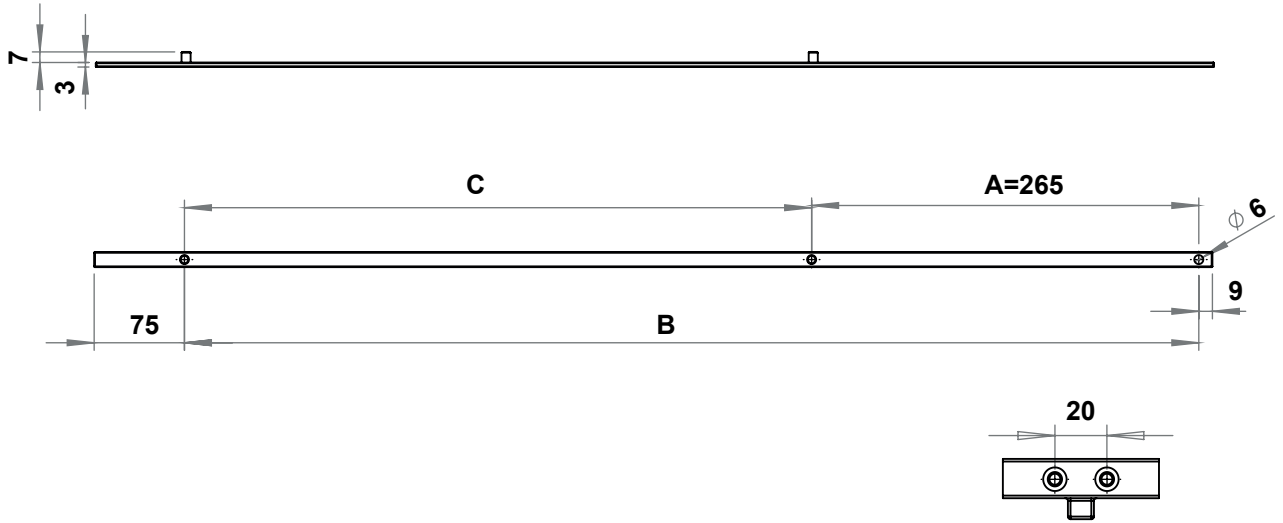
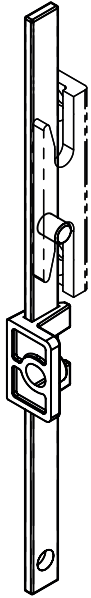
Cams, Rods  
Accessories

## 8409 4 Point Locking Rod



| Door Height (Th) |     |     |       |       |     | Fixing Type X      |                          | Fixing Type Y      |                          |
|------------------|-----|-----|-------|-------|-----|--------------------|--------------------------|--------------------|--------------------------|
|                  | X   | Y   | A     | B     | C   | Steel, Zinc plated | Stainless steel AISI 304 | Steel, Zinc plated | Stainless steel AISI 304 |
| 800-1200         | -   | 300 | -     | 126,5 | -   | 8409-300           | 8459-300                 | 8409-300-K         | 8459-300-K               |
| 1200-1600        | -   | 450 | -     | 276,5 | -   | 8409-450           | 8459-450                 | 8409-450-K         | 8459-450-K               |
| 1600-1900        | 275 | 700 | 101,5 | 526,5 | 425 | 8409-700           | 8459-700                 | 8409-700-K         | 8459-700-K               |
| 1900-2200        | 275 | 800 | 101,5 | 676,5 | 575 | 8409-850           | 8459-850                 | 8409-850-K         | 8459-850-K               |

8417 - 101  
4 Point Locking Rod

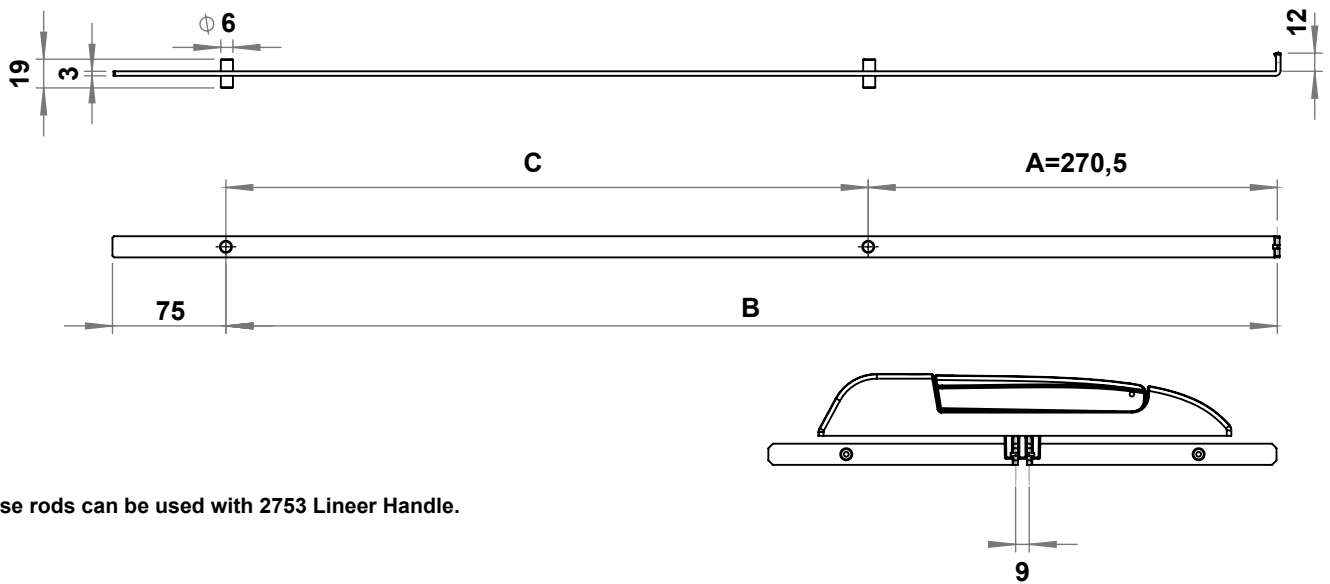


8417 - 4 Point Locking Rod

3x10 Rod adapter is included in the Liner Handle code

| Door Height (Th) | X   | Y   | A   | B     | C   | Steel, Zinc plated | Stainless steel AISI 304 |
|------------------|-----|-----|-----|-------|-----|--------------------|--------------------------|
| 800-1200         | -   | 300 | -   | 116,5 | -   | 8417-300           | 8457-300                 |
| 1200-1600        | -   | 450 | -   | 266,5 | -   | 8417-450           | 8457-450                 |
| 1600-1900        | 275 | 700 | 265 | 516,5 | 425 | 8417-700           | 8457-700                 |
| 1900-2200        | 275 | 800 | 265 | 666,5 | 575 | 8417-850           | 8457-850                 |

8404  
4 Point Locking Rod

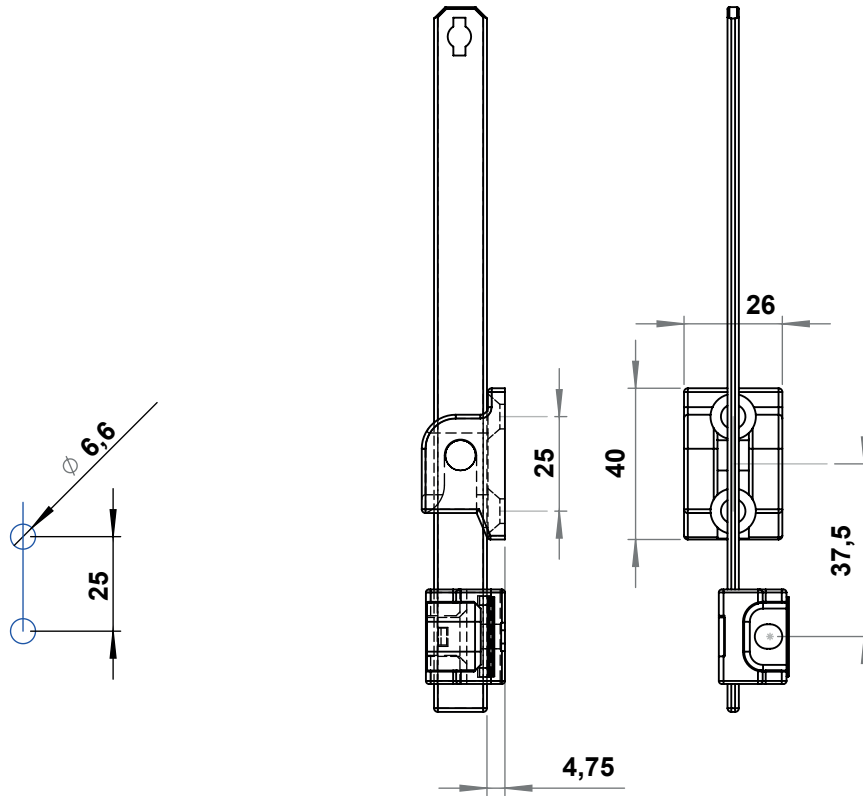


These rods can be used with 2753 Liner Handle.

8417 - 4 Point Locking Rod

| Door Height (Th) | X   | Y   | A     | B   | C   | Steel, Zinc plated | Stainless steel AISI 304 |
|------------------|-----|-----|-------|-----|-----|--------------------|--------------------------|
| 800-1200         | -   | 300 | -     | 122 | -   | 8404-300           | 8454-300                 |
| 1200-1600        | -   | 450 | -     | 272 | -   | 8404-450           | 8454-450                 |
| 1600-1900        | 275 | 700 | 270,5 | 522 | 425 | 8404-700           | 8454-700                 |
| 1900-2200        | 275 | 800 | 270,5 | 672 | 575 | 8404-850           | 8454-850                 |

Cams, Rods Accessories



|             | Zinc die,<br>Ham | Plastic (PA),<br>Black | Stainless steel<br>AISI 316 |
|-------------|------------------|------------------------|-----------------------------|
| Item Number | 8510-001         | 8510-002               | 8510-500                    |

### 8510 Rod Catcher



8510-001

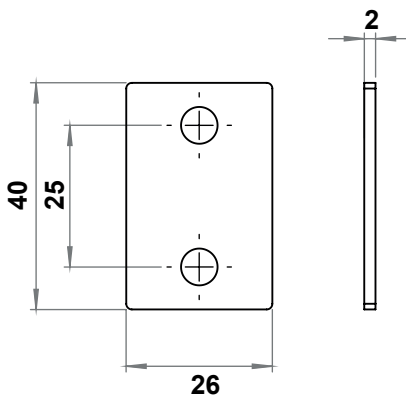


8510-002



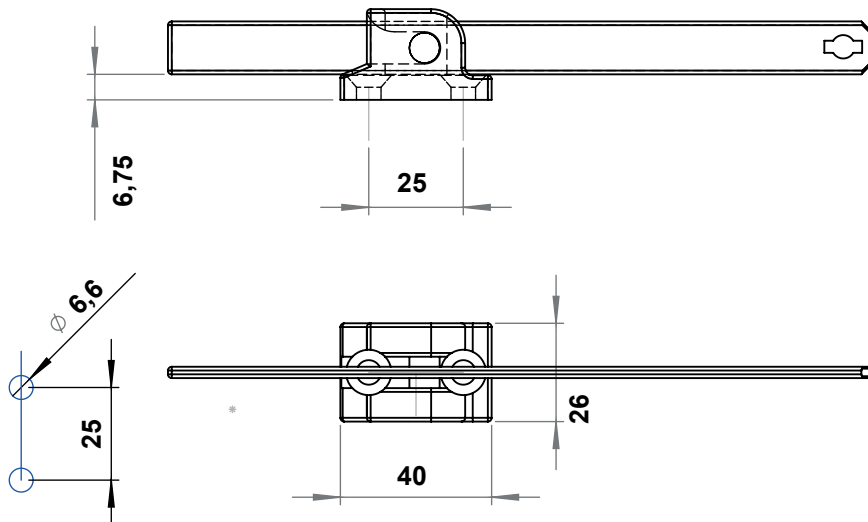
8510-500

Cams, Rods  
Accessories

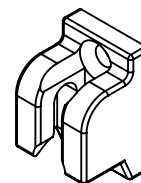


|             | Plastic (PA),<br>Black |
|-------------|------------------------|
| Item Number | 8515 - 100             |

### 8515 - 100 Riser for Rod Catcher



### 8510 - 101 Rod Catcher



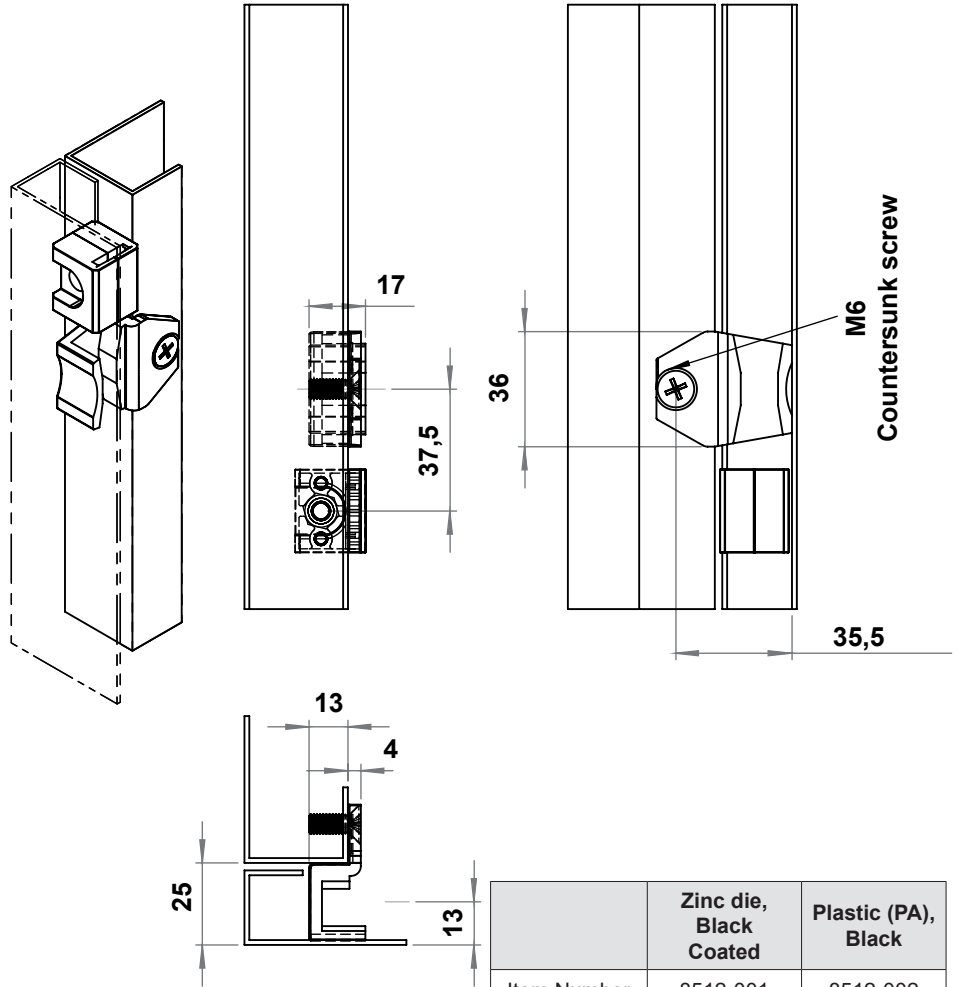
|             | Zinc die,<br>Ham |
|-------------|------------------|
| Item Number | 8510-101         |

**8512**  
Rod Catcher for Narrow Width

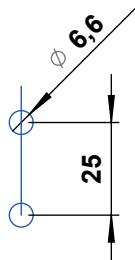


Cams, Rods  
Accessories

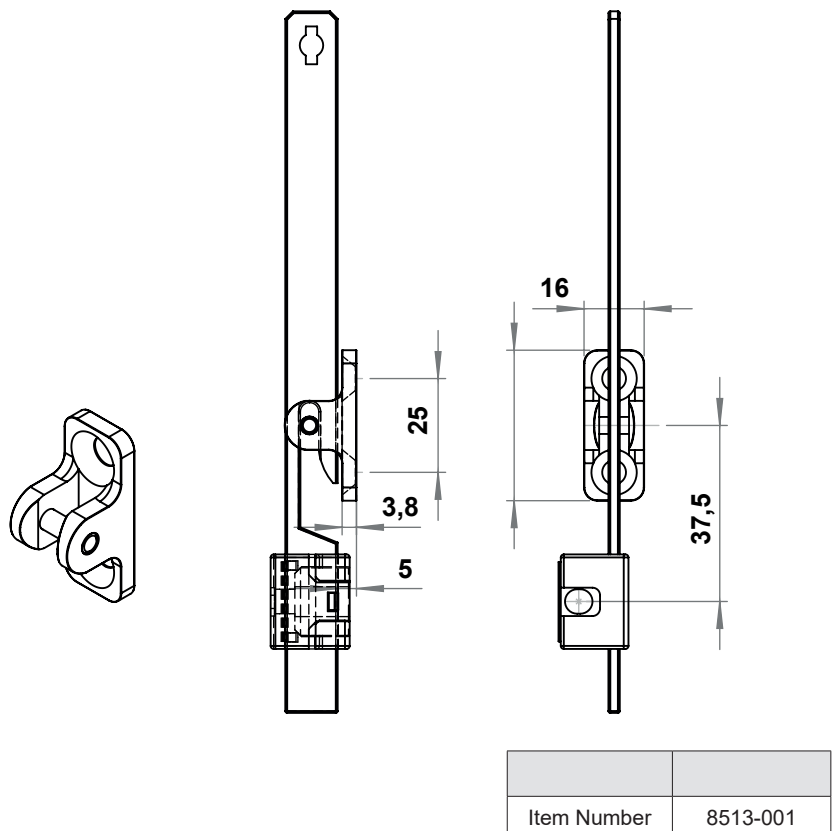
Material : Zinc die, black coated / PA, black

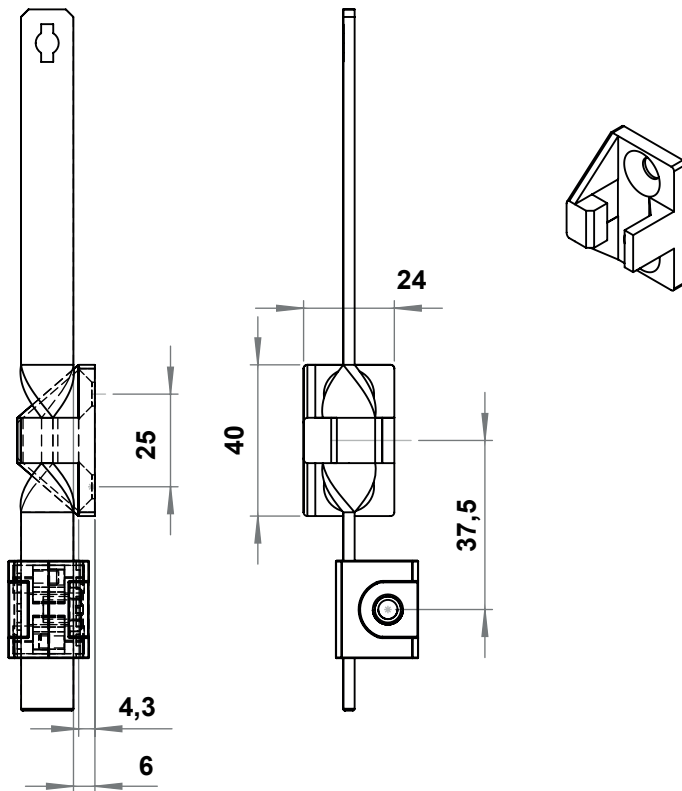


**8513**  
Hook Type Rod Catcher



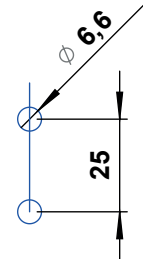
Material : Zinc die, zinc plated





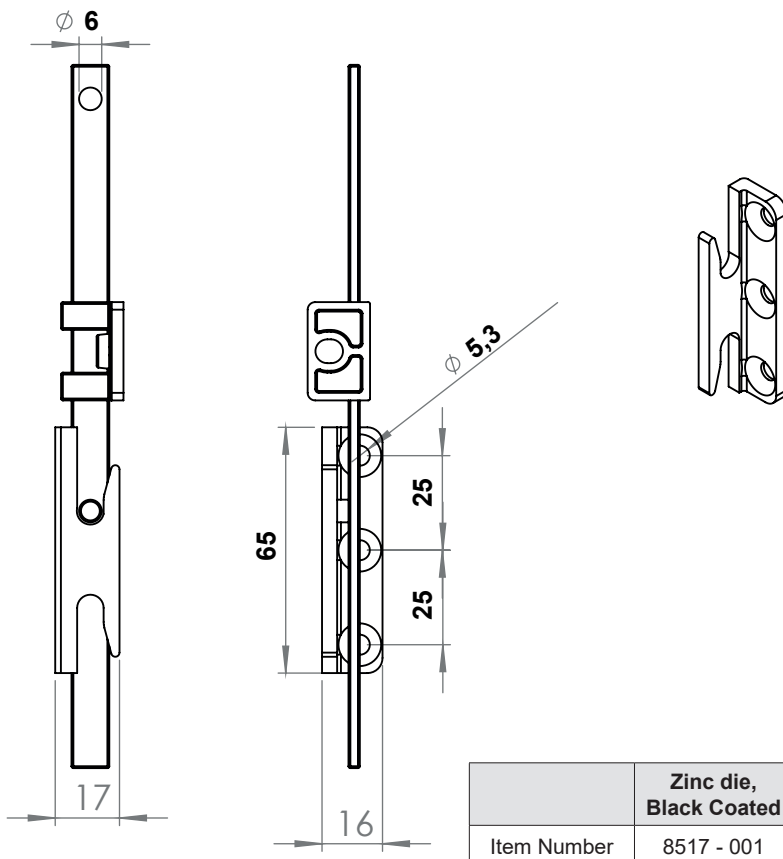
|             | Zinc die,<br>Black Coated | Plastic (PA),<br>Black |
|-------------|---------------------------|------------------------|
| Item Number | 8516-001                  | 8516-002               |

### 8516 Rod Catcher for Twisted Rod



**Material :** Zinc die, black coted / PA, black

Cams, Rods  
Accessories




|             | Zinc die,<br>Black Coated |
|-------------|---------------------------|
| Item Number | 8517 - 001                |


### 8517 Rod Catcher for 3x10 Rods




**Material :** Zinc die, black coated

A large grid of 20 columns and 30 rows, intended for technical drawing or notes.

# **Linear Locking Systems**



**A - Profile Cylinder Type Locking Module**















|  | Key Type     | Module Item Number |
|--|--------------|--------------------|
|  | Keyed 3333   | 2079-333           |
|  | Keyed Same   | 2079-337           |
|  | Keyed Differ | 2079-339           |

**C - Module for your Profile Cylinder acc to DIN 18252**


| Item Number | 2079 - 200 |
|-------------|------------|
|             |            |

\* Profile cylinder is not included.

**B - Locking Module for Inserts**

|   | Insert Types                | Module Item Number |
|---|-----------------------------|--------------------|
|  | Double bit 3 mm             | 2079 - 401         |
|  | Double bit 5 mm             | 2079 - 402         |
|  | Triangular 7 mm             | 2079 - 407         |
|  | Triangular 8 mm             | 2079 - 403         |
|  | Triangular 9 mm             | 2079 - 409         |
|  | Triangular 10 mm            | 2079 - 413         |
|  | Triangular 10mm M5 Threaded | 2079 - 416         |
|  | Square 6 mm                 | 2079 - 415         |
|  | Square 7 mm                 | 2079 - 404         |
|  | Square 8 mm                 | 2079 - 405         |
|  | Square 10mm                 | 2079 - 422         |
|  | Slotted                     | 2079 - 408         |
|  | Eastern Europe              | 2079 - 410         |
|  | Socket Hexagon 5 mm         | 2079 - 414         |
|  | Socket Hexagon 8 mm         | 2079 - 406         |

**D - Push Lock Module**

|  | Key Type     | Module Item Number |
|---|--------------|--------------------|
|   | Keyed 3333   | 2079-733           |
|   | Keyed Same   | 2079-737           |
|   | Keyed Differ | 2079-739           |

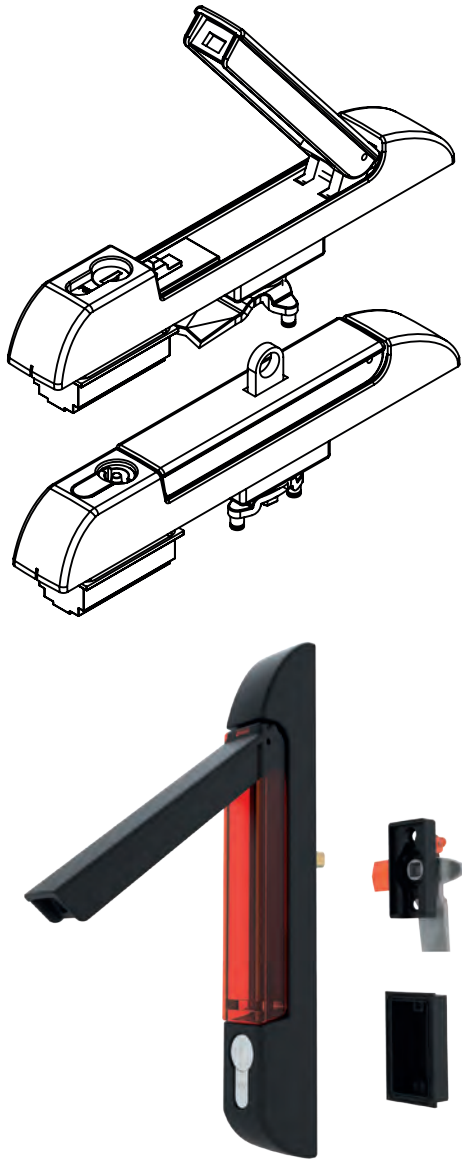
\* The assembly of this modules should be made in ELKOMSAN.



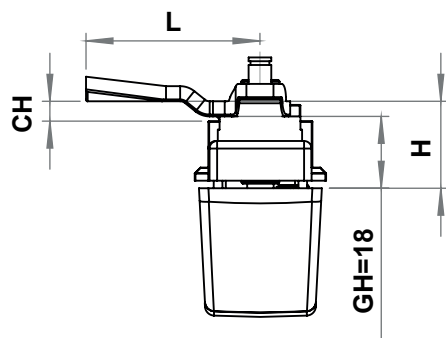
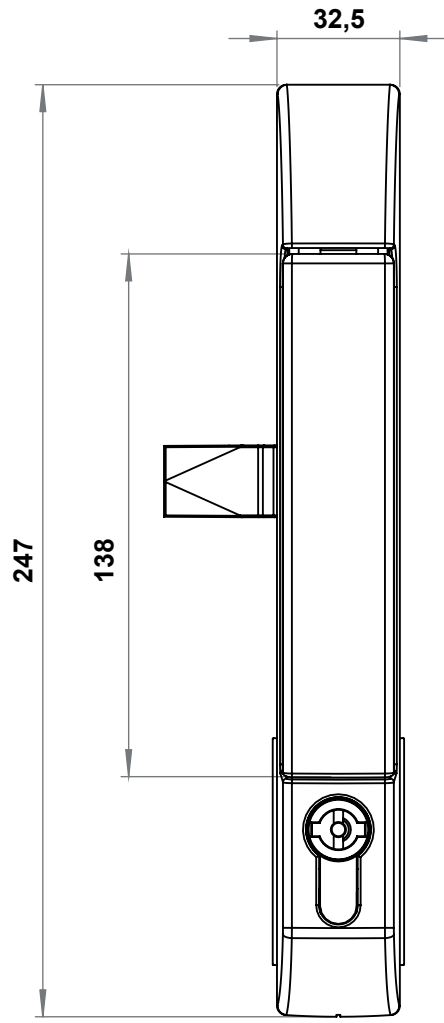
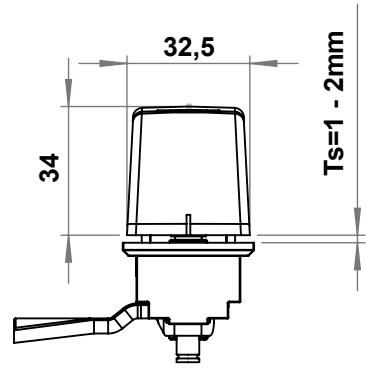
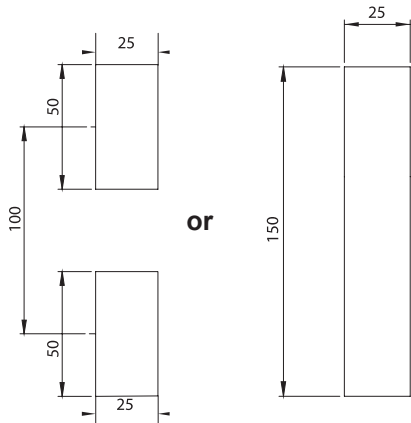


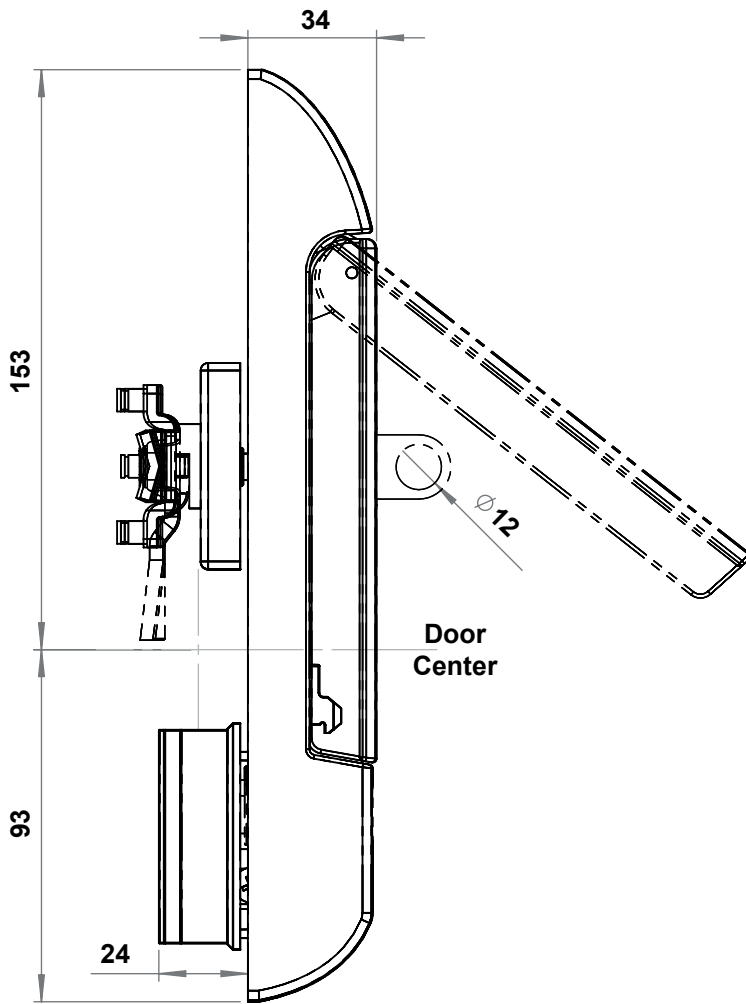
|  | 2662                                      | 2652                                      | 2682                          | 2752                                      | 2753                                      |
|--|---|---|-------------------------------|---|---|
| <b>CUTOUT</b>                              |   |   |                               |   |   |
| <b>Locking System</b>                      | Cam + Round Rods                          | Standard Rod Latch and Flat Rods          | 3x10 Rods or 3x14 Rods        | 3x10 Rods or 3x14 Rods                    | 3x14 Rods                                 |
| <b>Locking Direction</b>                   | 90° Turning                               | 16mm Rods Direction Up & Down             | 16mm Rods Direction Up & Down | 16mm Rods Direction Up & Down             | 16mm Rods Direction Up & Down             |
| <b>Locking Type</b>                        | 1 or 3 Point Locking                      | 1, 2,3 or 4 Point Locking                 | 4 Point Locking               | 4 Point Locking                           | 4 Point Locking                           |
| <b>IP</b>                                  | IP65                                      | IP65                                      | -                             | -   | -   |
| <b>Inside / Outside Gasket Application</b> | Inside the Gasket                         | Inside / Outside Gasket Application       | Outside the Gasket            | Outside the Gasket                        | Outside the Gasket                        |
| <b>Available Locking Modules</b>           | Insert Type Profile Cylinders             | Insert Type Profile Cylinders             | -                             | Insert Type Profile Cylinders             | Insert Type Profile Cylinders             |
|  | Profile Cylinders                         | Profile Cylinders                         | -                             | Profile Cylinders                         | Profile Cylinders                         |
|  | Customer Profile Cylinder acc to DIN18252 | Customer Profile Cylinder acc to DIN18252 | -                             | Customer Profile Cylinder acc to DIN18252 | Customer Profile Cylinder acc to DIN18252 |
|  | Push-Lock                                 | Push-Lock                                 | Push-Lock                     | Push-Lock                                 | Push-Lock                                 |

Linear Locking Systems



CUTOUT





### 2662 - Insert Type

|  |                 | Plain        | Padlock Applicable |
|--|-----------------|--------------|--------------------|
|  | Double bit 3 mm | 2662-031-XXX | 2662-331-XXX       |
|  | Double bit 5 mm | 2662-032-XXX | 2662-332-XXX       |
|  | Triangular 7 mm | 2662-037-XXX | 2662-337-XXX       |
|  | Triangular 8 mm | 2662-033-XXX | 2662-333-XXX       |
|  | Triangular 9 mm | 2662-039-XXX | 2662-339-XXX       |
|  | Square 7 mm     | 2662-034-XXX | 2662-334-XXX       |
|  | Square 8 mm     | 2662-035-XXX | 2662-335-XXX       |
|  | Slotted         | 2662-038-XXX | 2662-338-XXX       |

### 2662 - With Profile Cylinder

|  |              | Plain        | Padlock Applicable |
|--|--------------|--------------|--------------------|
|  | Keyed 3333   | 2662-013-XXX | 2662-313-XXX       |
|  | Keyed Same   | 2662-017-XXX | 2662-317-XXX       |
|  | Keyed Differ | 2662-019-XXX | 2662-319-XXX       |

### 2662 - Push Lock

|  |              | Plain        | Padlock Applicable |
|--|--------------|--------------|--------------------|
|  | Keyed 3333   | 2662-713-XXX | 2662-813-XXX       |
|  | Keyed Same   | 2662-717-XXX | 2662-817-XXX       |
|  | Keyed Differ | 2662-719-XXX | 2662-819-XXX       |



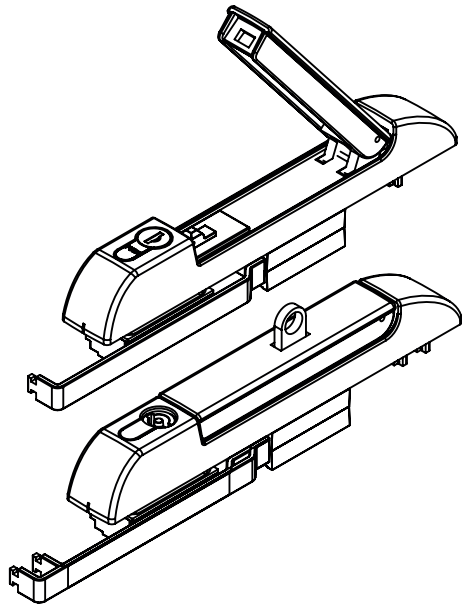
### MATERIAL

**Housing** : Zinc die, black coated  
**Handle** : Zinc die, black coated  
**Padlock Device** : Stainless steel AISI 304

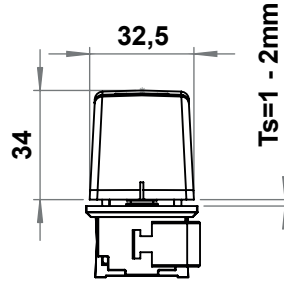
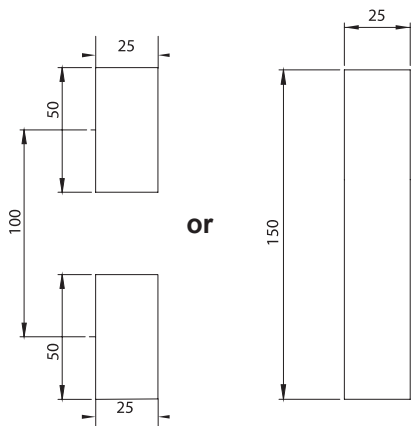
### OPTIONS

**Cam Adapters** :  
**Cams** :  
**Round Rods** :  
**Rod Catchers** :

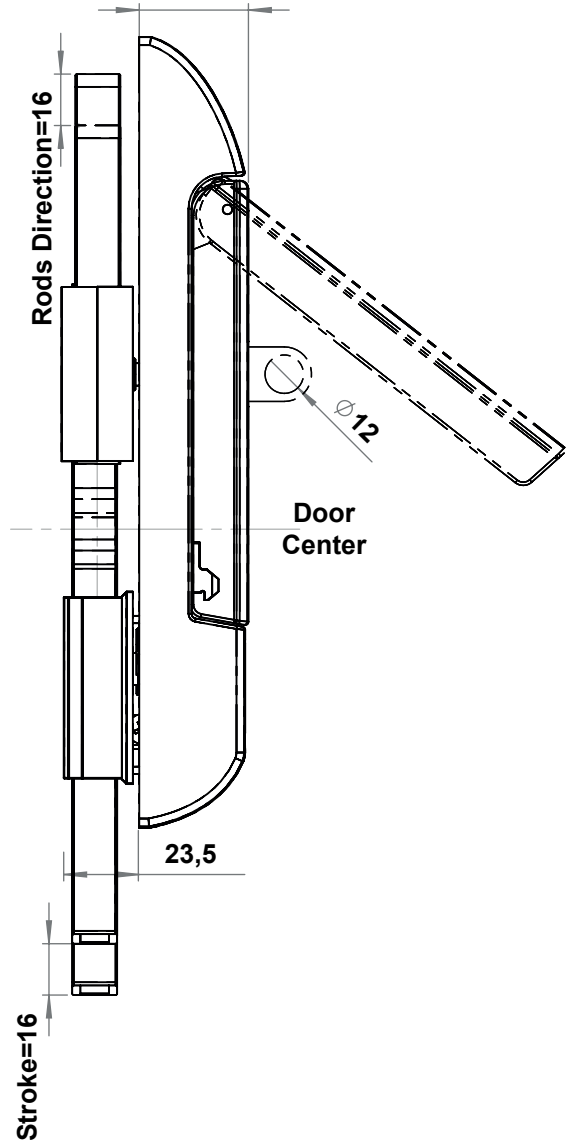
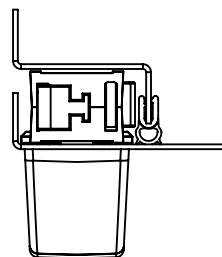
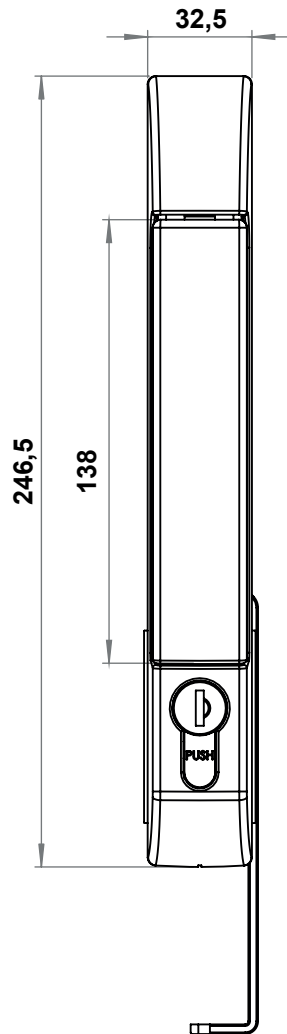




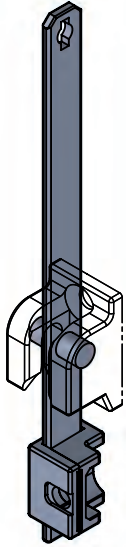
CUTOUT



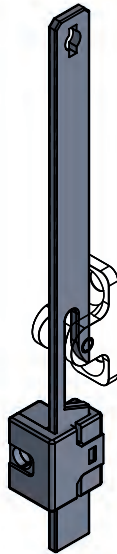
Please contact us for your other Ts requests



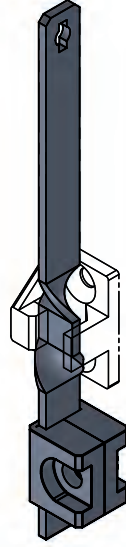
When the rod latch is moved by 90°, the stroke is 16mm for both sides



**8401 Rod**  
**8510 Rod Catcher**



**8402 Rod**  
**8513 Rod Catcher**



**8409 Rod**  
**8516 Rod Catcher**

### 2652 - Insert Type

|  |                 | Plain                 | Padlock Applicable    |
|--|-----------------|-----------------------|-----------------------|
|  | Double bit 3 mm | 2652 - 031 - MK - XXX | 2652 - 331 - MK - XXX |
|  | Double bit 5 mm | 2652 - 032 - MK - XXX | 2652 - 332 - MK - XXX |
|  | Triangular 7 mm | 2652 - 037 - MK - XXX | 2652 - 337 - MK - XXX |
|  | Triangular 8 mm | 2652 - 033 - MK - XXX | 2652 - 333 - MK - XXX |
|  | Triangular 9 mm | 2652 - 039 - MK - XXX | 2652 - 339 - MK - XXX |
|  | Square 7 mm     | 2652 - 034 - MK - XXX | 2652 - 334 - MK - XXX |
|  | Square 8 mm     | 2652 - 035 - MK - XXX | 2652 - 335 - MK - XXX |
|  | Slotted         | 2652 - 038 - MK - XXX | 2652 - 338 - MK - XXX |

### 2652 - With Profile Cylinder

|  |              | Plain                 | Padlock Applicable    |
|--|--------------|-----------------------|-----------------------|
|  | Keyed 3333   | 2652 - 013 - MK - XXX | 2652 - 313 - MK - XXX |
|  | Keyed Same   | 2652 - 017 - MK - XXX | 2652 - 317 - MK - XXX |
|  | Keyed Differ | 2652 - 019 - MK - XXX | 2652 - 319 - MK - XXX |

### 2652 - Push Lock

|  |              | Plain                 | Padlock Applicable    |
|--|--------------|-----------------------|-----------------------|
|  | Keyed 3333   | 2652 - 713 - MK - XXX | 2652 - 813 - MK - XXX |
|  | Keyed Same   | 2652 - 717 - MK - XXX | 2652 - 817 - MK - XXX |
|  | Keyed Differ | 2652 - 719 - MK - XXX | 2652 - 819 - MK - XXX |



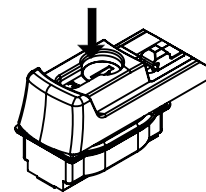
### MATERIAL

**Housing** : Zinc die, black coated  
**Handle** : Zinc die, black coated  
**Padlock Device** : Stainless steel AISI 304

### OPTIONS

**Flat Rods** :  
**Flat Rod Guides** :  
**Rod Catchers** :

### PUSH LOCK

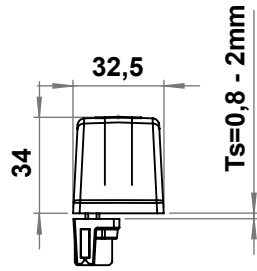


If the key is at "open" position, the handle is opened by pushing the cylinder

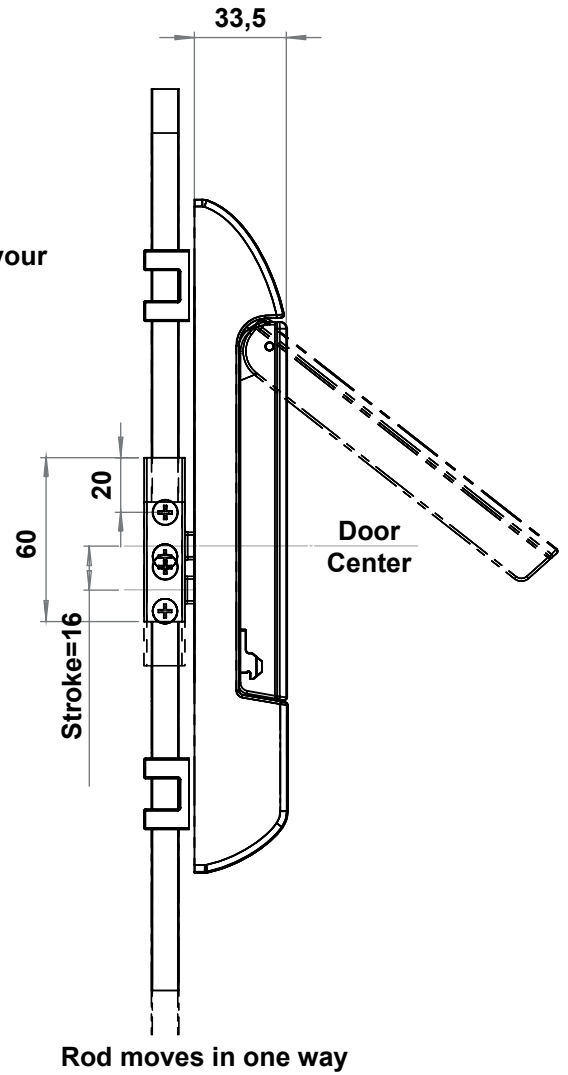
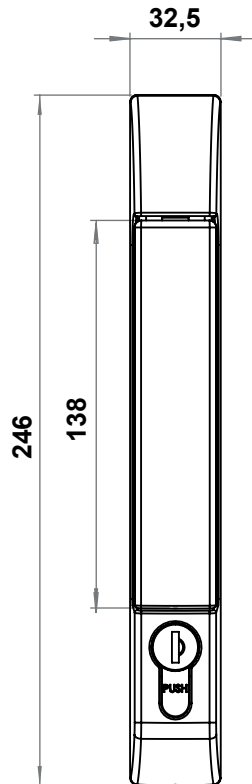
If the key is at "closed" position, the handle can not be opened.



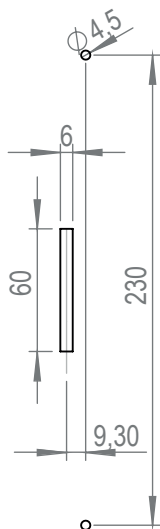
LH/RH



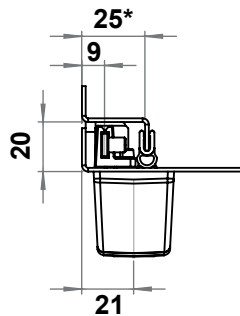
Please contact us for your other Ts requests



CUTOUT

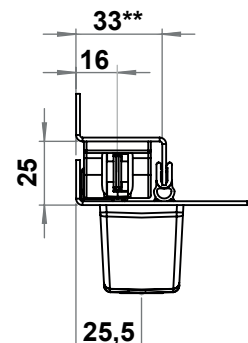


3x10 Rod Application

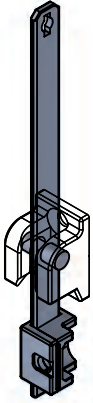


The dimension is determined together with the self gripping seal 6935-100. If the seal is not used, than the dimension will be 22mm

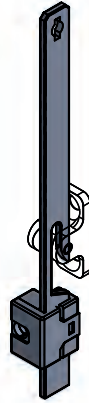
3x14 Rod Application



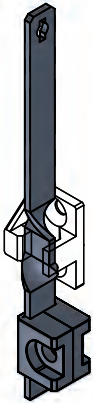
The dimension is determined together with the self gripping seal 6935-100. If the seal is not used, than the dimension will be 30mm



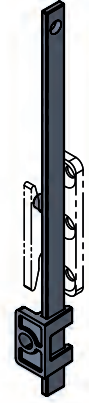
**8401 Rod  
8510 Rod Catcher**



**8402 Rod  
8513 Rod Catcher**



**8409 Rod  
8516 Rod Catcher**



**8417 Rod  
8517 Rod Catcher**



Linear Locking Systems

### MATERIAL

- Housing** : Zinc die, black coated
- Handle** : Zinc die, black coated
- Padlock Device** : Stainless steel AISI 304

### OPTIONS

- Flat Rods** :
- Flat Rod Guides** :
- Rod Catchers** :

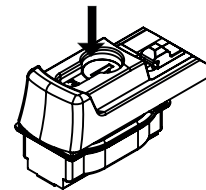
### 2682 - Plain

|  |              |                              |                              |
|--|--------------|------------------------------|------------------------------|
|  |              | <b>3x14 According to Rod</b> | <b>3x10 According to Rod</b> |
|  | Keyed 3333   | 2682 - 713                   | 2682 - 753                   |
|  | Keyed Same   | 2682 - 717                   | 2682 - 757                   |
|  | Keyed Differ | 2682 - 719                   | 2682 - 759                   |

### 2682 - Padlock Applicable

|  |              |                              |                              |
|--|--------------|------------------------------|------------------------------|
|  |              | <b>3x14 According to Rod</b> | <b>3x10 According to Rod</b> |
|  | Keyed 3333   | 2682 - 813                   | 2682 - 853                   |
|  | Keyed Same   | 2682 - 817                   | 2682 - 857                   |
|  | Keyed Differ | 2682 - 819                   | 2682 - 859                   |

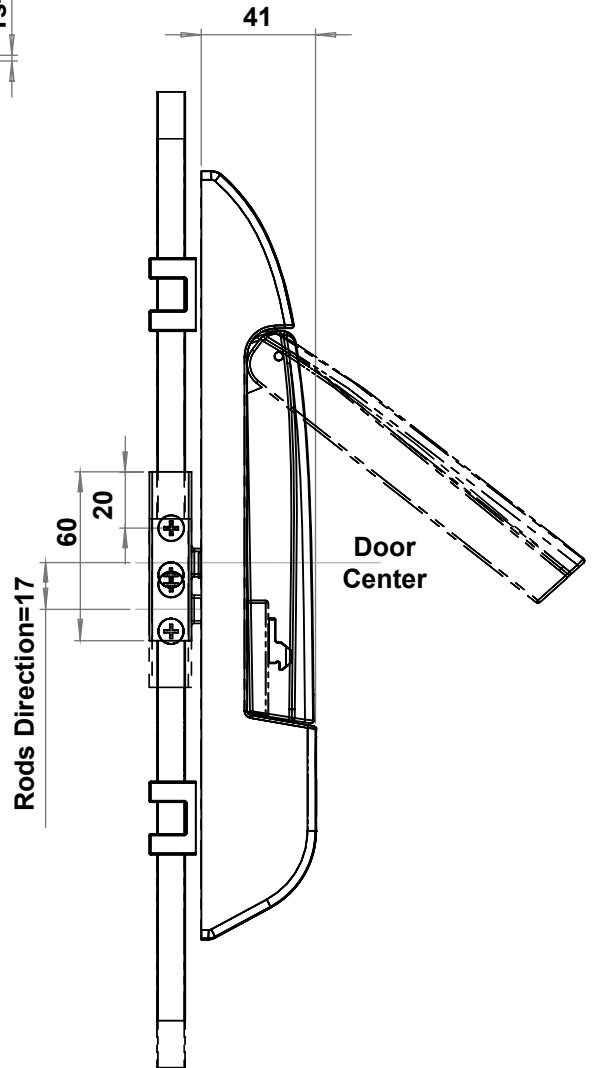
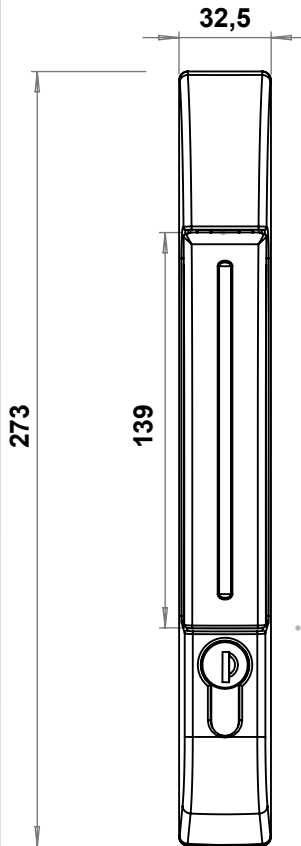
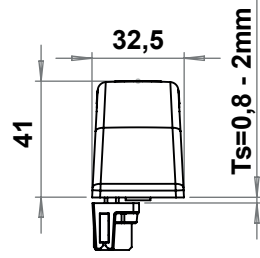
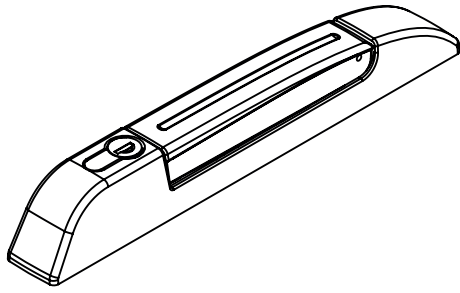
### PUSH LOCK



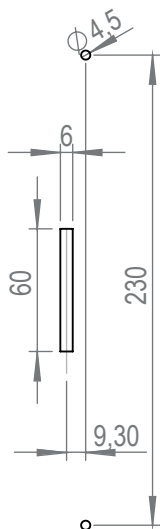
If the key is at "open" position, the handle is opened by pushing the cylinder

If the key is at "closed" position, the handle can not be opened.

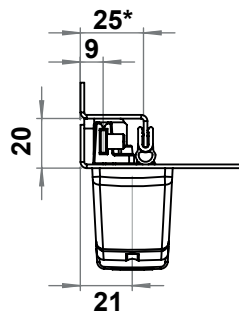




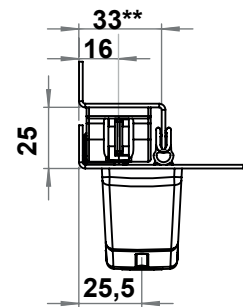
CUTOUT



3x10 Rod Application



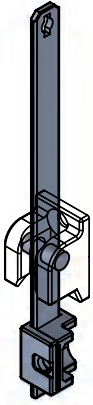
3x14 Rod Application



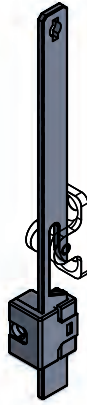
The dimension is determined together with the self gripping seal 6935-100. If the seal is not used, than the dimension will be 22mm

The dimension is determined together with the self gripping seal 6935-100. If the seal is not used, than the dimension will be 20mm

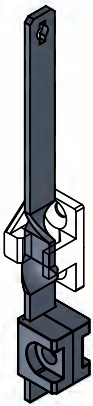




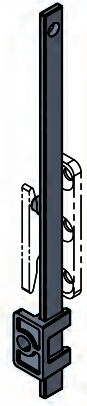
**8401 Rod  
8510 Rod Catcher**



**8402 Rod  
8513 Rod Catcher**



**8409 Rod  
8516 Rod Catcher**



**8417 Rod 3x10mm  
8517 Rod Catcher**

### 2752 - Insert Type

|  | Insert Types    | 3x14 According to Rod | 3x10 According to Rod |
|--|-----------------|-----------------------|-----------------------|
|  | Double bit 3 mm | 2752 - 031            | 2752 - 061            |
|  | Double bit 5 mm | 2752 - 032            | 2752 - 062            |
|  | Triangular 7 mm | 2752 - 037            | 2752 - 067            |
|  | Triangular 8 mm | 2752 - 033            | 2752 - 063            |
|  | Triangular 9 mm | 2752 - 039            | 2752 - 069            |
|  | Square 7 mm     | 2752 - 034            | 2752 - 064            |
|  | Square 8 mm     | 2752 - 035            | 2752 - 065            |
|  | Slotted         | 2752 - 038            | 2752 - 068            |

### 2752 - With Profile Cylinder

|  |              | 3x14 According to Rod | 3x10 According to Rod |
|--|--------------|-----------------------|-----------------------|
|  | Keyed 3333   | 2752 - 013            | 2752 - 053            |
|  | Keyed Same   | 2752 - 017            | 2752 - 057            |
|  | Keyed Differ | 2752 - 019            | 2752 - 059            |

### 2752 - Push Lock

|  |              | 3x14 According to Rod | 3x10 According to Rod |
|--|--------------|-----------------------|-----------------------|
|  | Keyed 3333   | 2752 - 713            | 2752 - 753            |
|  | Keyed Same   | 2752 - 717            | 2752 - 757            |
|  | Keyed Differ | 2752 - 719            | 2752 - 759            |



Linear Locking Systems

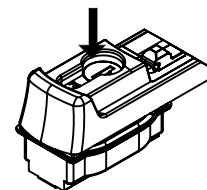
### MATERIAL

**Housing** : Polyamide (PA6 GFR30), black  
**Handle** : Zinc die, black coated  
**Padlock Device** : Stainless steel AISI 304

### OPTIONS

**Flat Rods** :  
**Flat Rod Guides** :  
**Rod Catchers** :

### PUSH LOCK

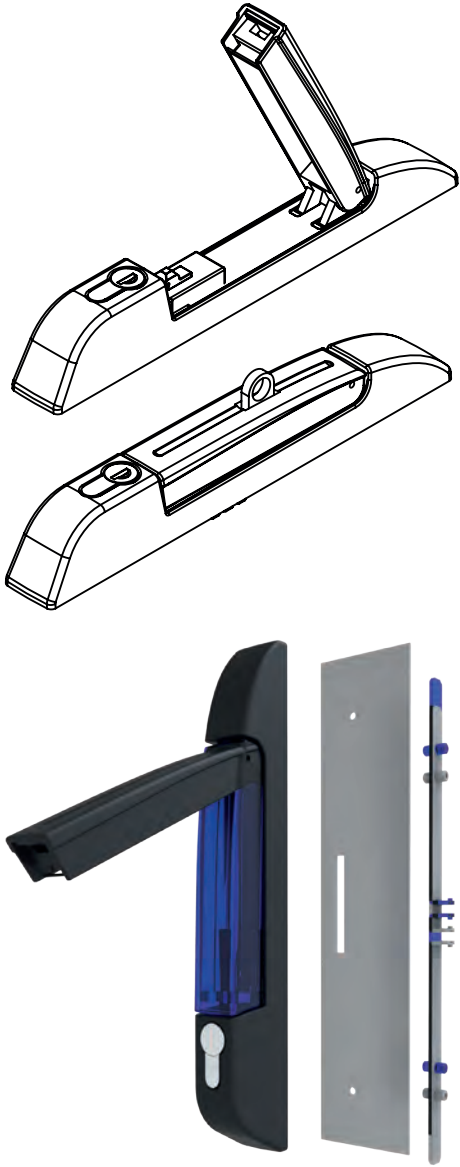


If the key is at "open" position, the handle is opened by pushing the cylinder

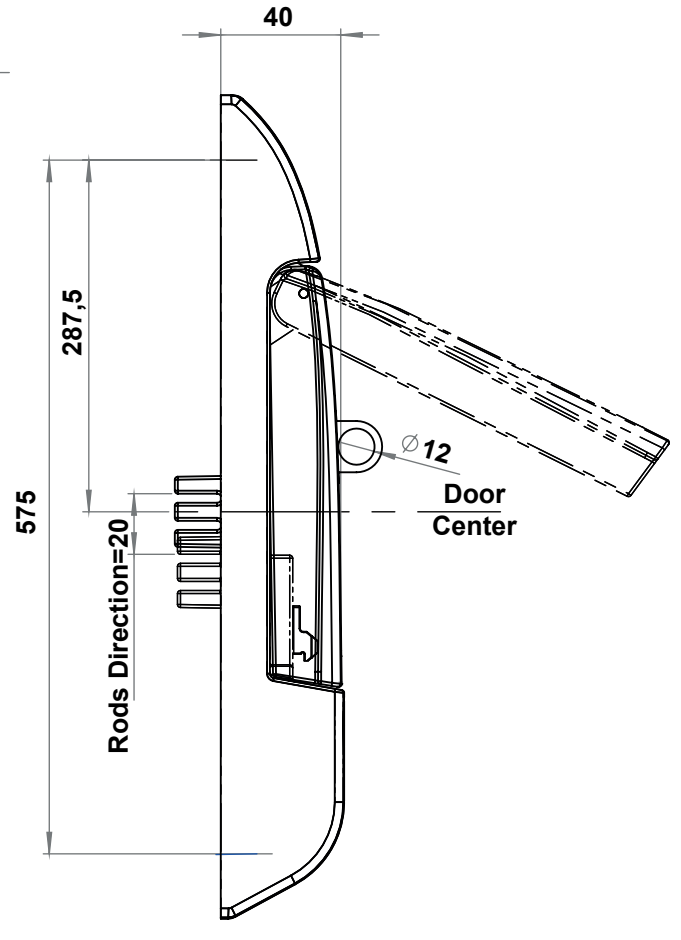
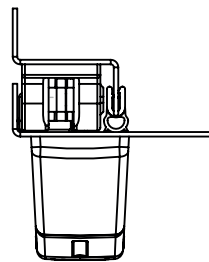
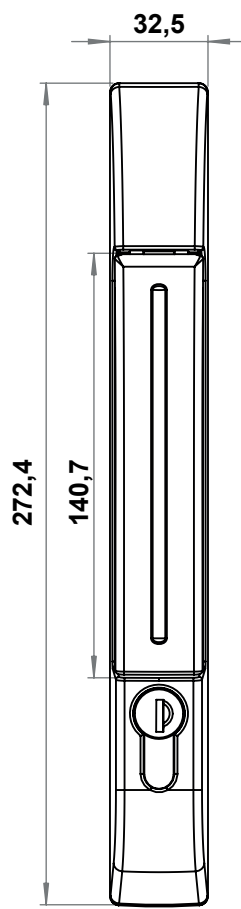
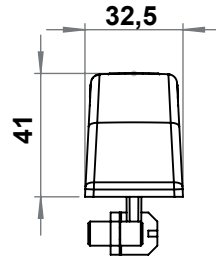
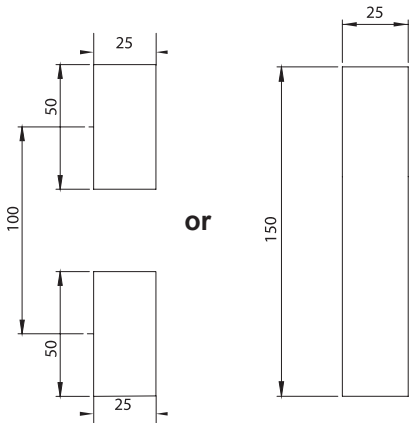
If the key is at "closed" position, the handle can not be opened.

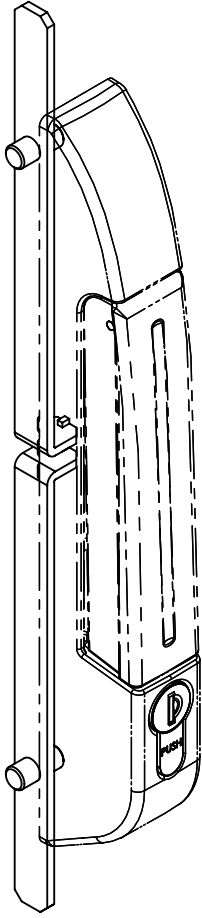


Linear Locking Systems

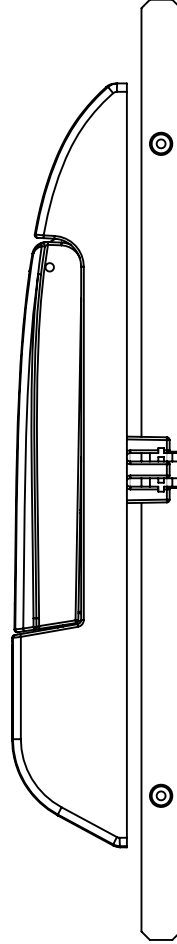


CUTOUT






**8404 Rod  
8510 Rod Catcher**




### 2753 - Insert Type

|   | Insert Types    |            |
|---|-----------------|------------|
| ⊗ | Double bit 3 mm | 2753 - 031 |
| ⊗ | Double bit 5 mm | 2753 - 032 |
| △ | Triangular 7 mm | 2753 - 037 |
| △ | Triangular 8 mm | 2753 - 033 |
| △ | Triangular 9 mm | 2753 - 039 |
| ⊠ | Square 7 mm     | 2753 - 034 |
| ⊠ | Square 8 mm     | 2753 - 035 |
| ⊘ | Slotted         | 2753 - 038 |

### 2753 - With Profile Cylinder

|  |              |            |
|--|--------------|------------|
|  | Keyed 3333   | 2753 - 013 |
|  | Keyed Same   | 2753 - 017 |
|  | Keyed Differ | 2753 - 019 |

### 2753 - Push Lock

|  |              |            |
|--|--------------|------------|
|  | Keyed 3333   | 2753 - 713 |
|  | Keyed Same   | 2753 - 717 |
|  | Keyed Differ | 2753 - 719 |



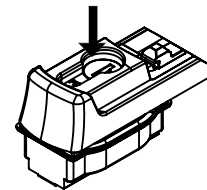
### MATERIAL

**Housing** : Zinc die, black coated  
**Handle** : Zinc die, black coated  
**Padlock Device** : Stainless steel AISI 304

### OPTIONS

**Flat Rods** :  
**Flat Rod Guides** :  
**Rod Catchers** :

### PUSH LOCK




If the key is at "open" position, the handle is opened by pushing the cylinder

If the key is at "closed" position, the handle can not be opened.



A large grid of graph paper for taking notes, consisting of 20 columns and 30 rows of small squares.

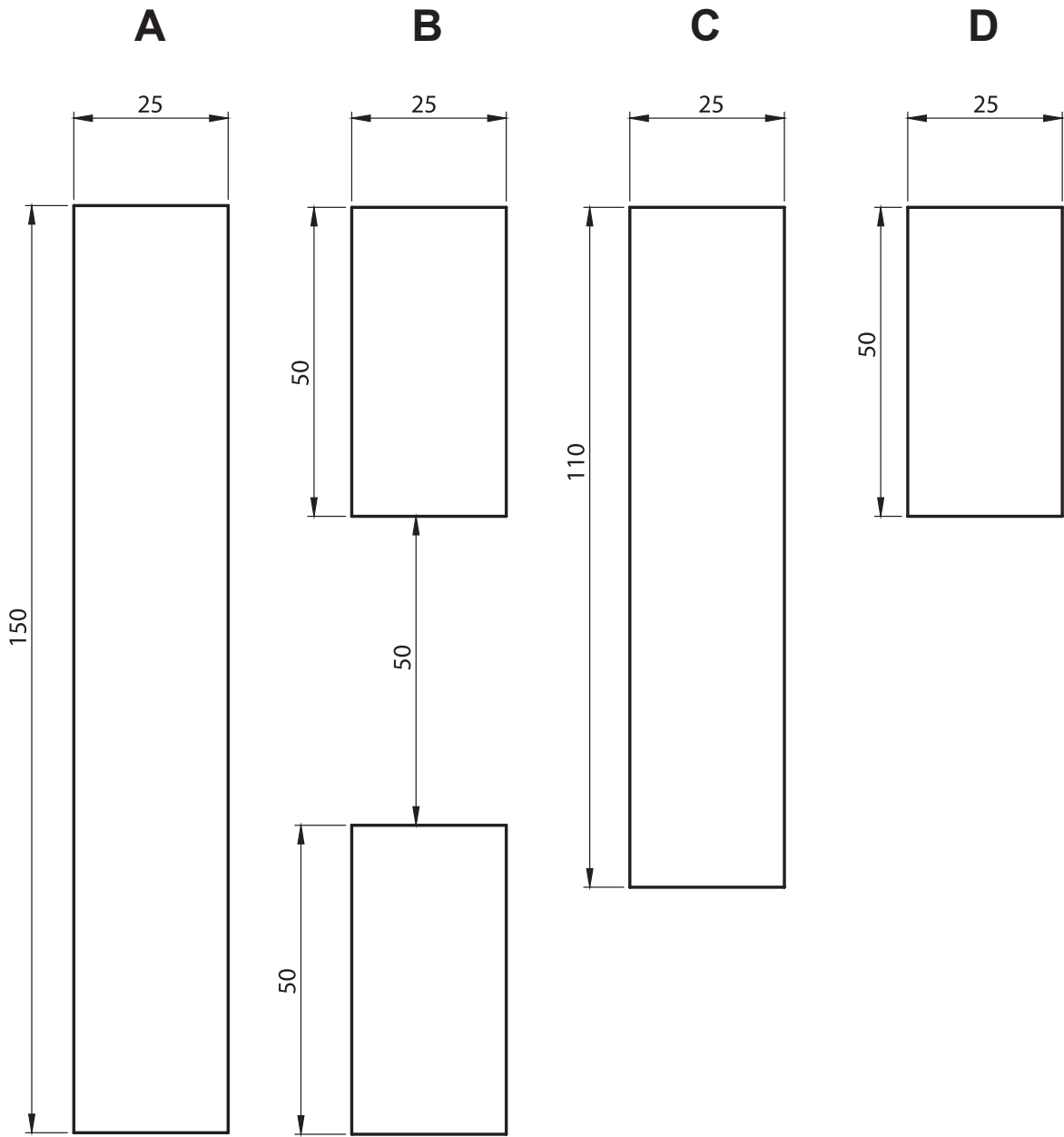


A large grid of graph paper for taking notes, consisting of 20 columns and 30 rows of small squares.

# **ROD LATCH SYSTEMS**

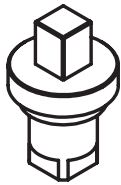
# Cutout

Rod Latch Systems







## Insert and Barrel Types




Square 6



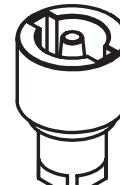
Square 7




Square 8



Double bit  
Square 8




Double bit  
Square 3mm



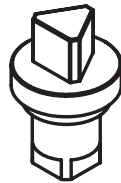
Double bit  
Square 5mm



Triangle  
6,5 mm



Triangle  
7 mm



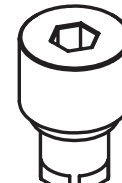
Triangle  
8 mm



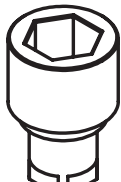
Triangle  
9 mm



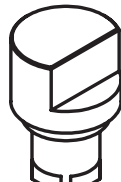
Fiat Type



Socket  
Hexagon 5




Socket  
Hexagon 8





Doğu Avrupa  
Tipi

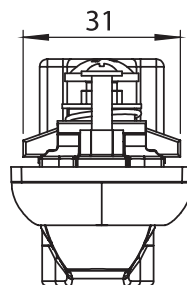
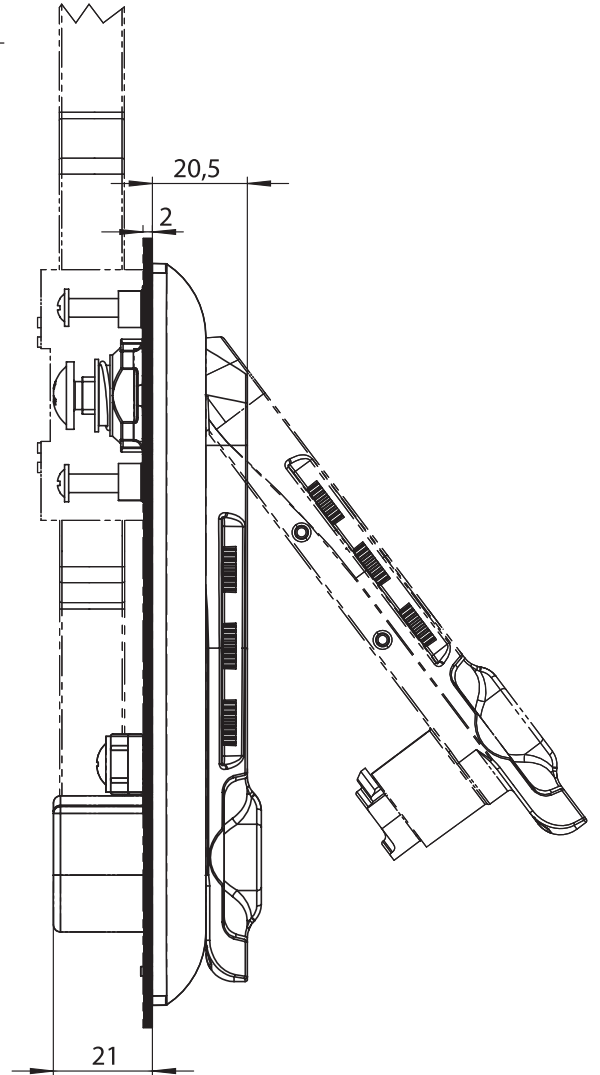
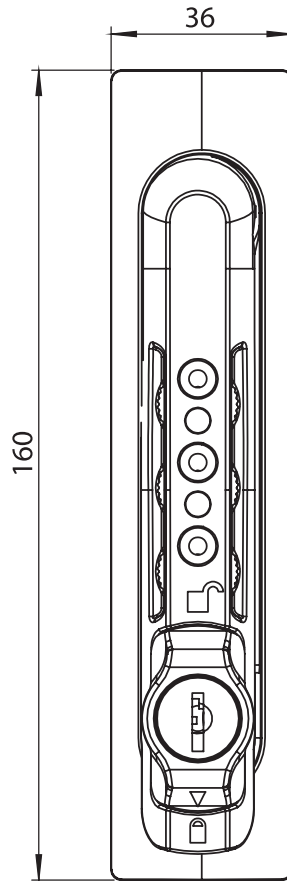
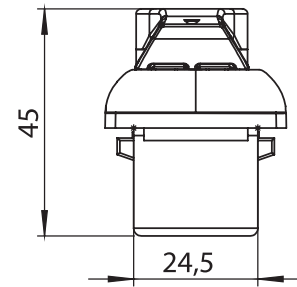
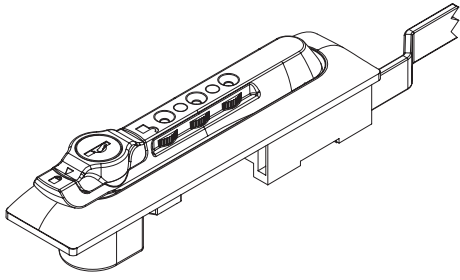


Double bit

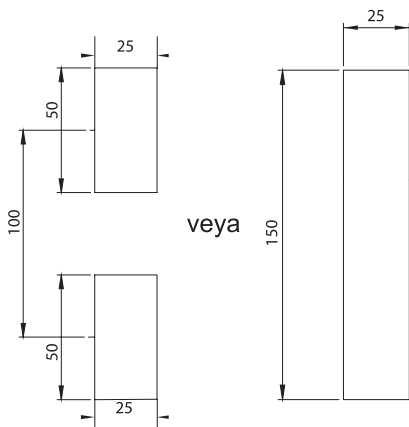
|   |              |
|---|--------------|
|  | Keyed 3333   |
|   | Keyed Same   |
|   | Keyed Differ |

|   |              |
|---|--------------|
|  | Keyed 3333   |
|   | Keyed Same   |
|   | Keyed Differ |

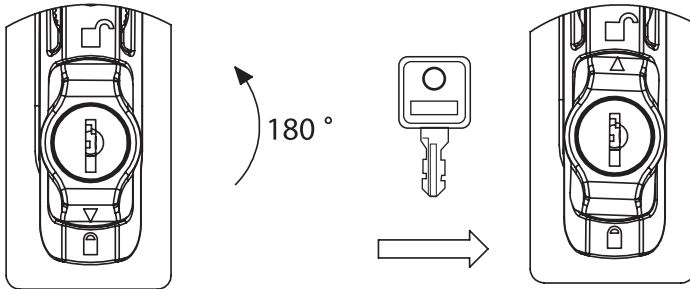
|   |              |
|---|--------------|
| <b>PUSH<br/>LOCK</b><br> | Keyed 3333   |
|   | Keyed Same   |
|   | Keyed Differ |



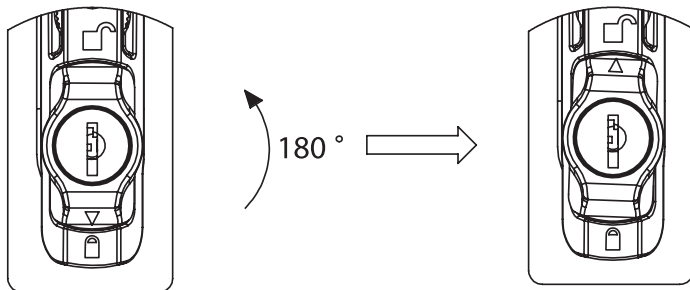
CUTOUT



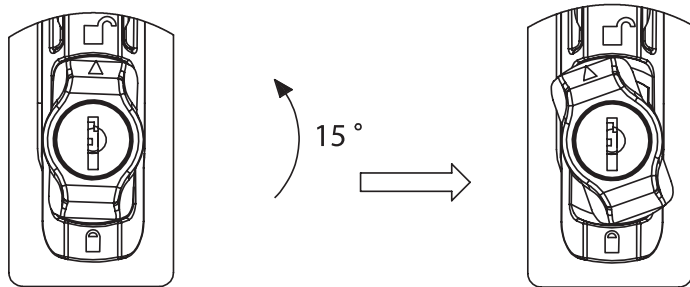
### Open with key



### Open with the pin code



### To change the pin code



**To change the pin code, turn the key by 15°, change the pin code as new pin and turn to the closed position again. The new pin code is fixed now.**



Rod Latch Systems

### MATERIAL

**Housing:** Polyamide (PA6 GFR30), black

**Handle :** Polyamide (PA6 GFR30), black

### OPTIONS

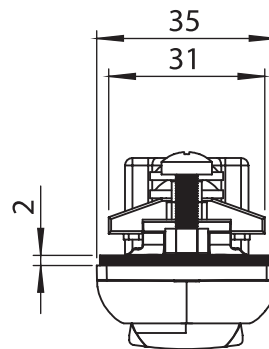
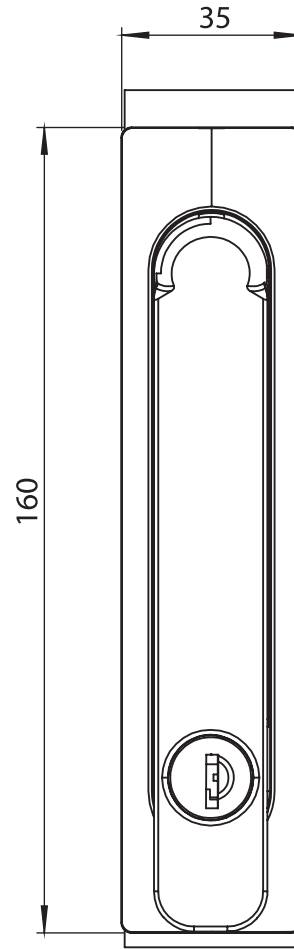
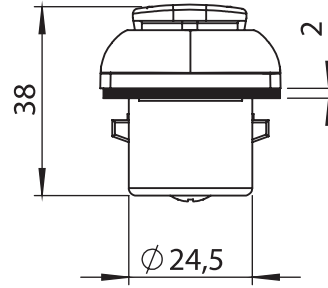
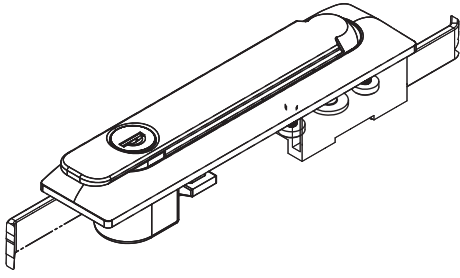
- Rod Latch :
- Rod Latch Cam Adapter :
- Cams :
- Flat Rods :
- Rod Catchers :

### 2210 - Keyed and Combination Swinghandle

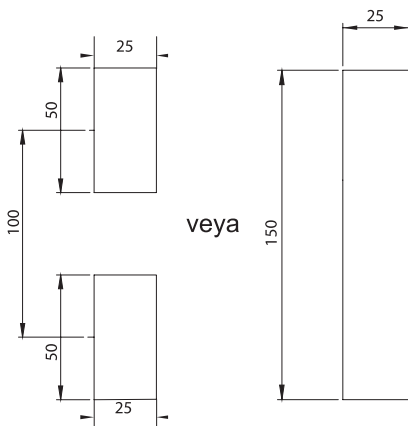
|                                  |                       |
|----------------------------------|-----------------------|
|                                  |                       |
| Combination Locked or Keyed 3333 | 2210 - 923 - MK - xxx |

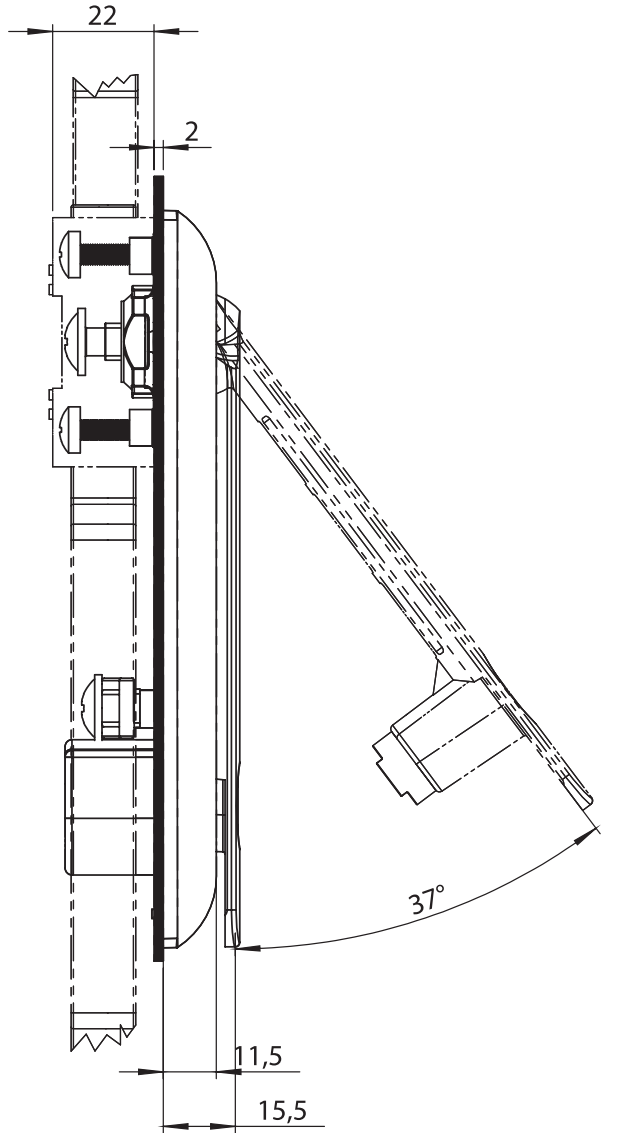
You may chose the XXX section from the tables of cams with stopper.  
You may chose the MK section from the rod latches pages

|       |       |      |  |             |
|-------|-------|------|--|-------------|
| IP 65 | LH/RH | RoHS |  | Complete PA |
|       |       |      |  |             |



CUTOUT





### 2105 - Swinghandle

| Padlock |                            | No Plain              | Padlock Applicable    |
|---------|----------------------------|-----------------------|-----------------------|
|         | Double bit 3 mm            | 2105 - 041 - MK - xxx | 2105 - 341 - MK - xxx |
|         | Double bit 5 mm            | 2105 - 042 - MK - xxx | 2105 - 342 - MK - xxx |
|         | Triangular 7 mm            | 2105 - 047 - MK - xxx | 2105 - 347 - MK - xxx |
|         | Triangular 8 mm            | 2105 - 043 - MK - xxx | 2105 - 343 - MK - xxx |
|         | Triangular 9 mm            | 2105 - 049 - MK - xxx | 2105 - 349 - MK - xxx |
|         | Square 7 mm                | 2105 - 044 - MK - xxx | 2105 - 344 - MK - xxx |
|         | Square 8 mm                | 2105 - 045 - MK - xxx | 2105 - 345 - MK - xxx |
|         | Slotted                    | 2105 - 048 - MK - xxx | 2105 - 348 - MK - xxx |
|         | Keyed 3333                 | 2105 - 023 - MK - xxx | 2105 - 323 - MK - xxx |
|         | Keyed Same                 | 2105 - 027 - MK - xxx | 2105 - 327 - MK - xxx |
|         | Keyed Differ               | 2105 - 029 - MK - xxx | 2105 - 329 - MK - xxx |
|         | Keyed Differ Master System | 2105 - 028 - MK - xxx | 2105 - 328 - MK - xxx |

For the Chrome Coated version of the same product, use code 2125 instead of code 2105. You may chose the XXX section from the tables of cams with stopper. You may chose the MK section from the rod latches pages



Rod Latch Systems

### MATERIAL

**Housing:** Zinc die, chrome plated or black coated

**Handle :** Zinc die, chrome plated or black coated

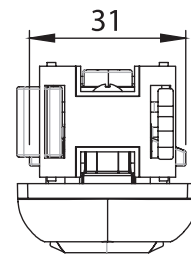
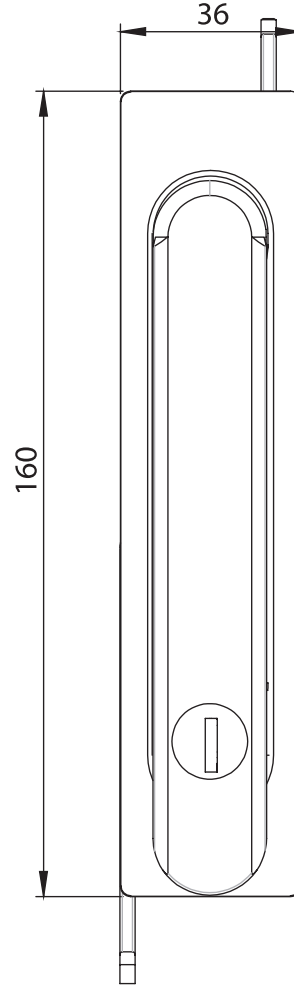
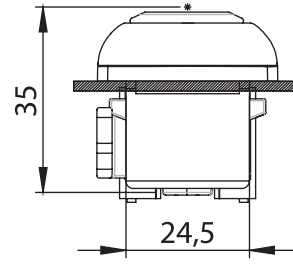
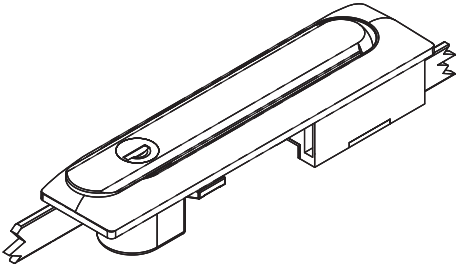
**Padlock Device :** Stainless steel AISI 304

### OPTIONS

- Rod Latch** :
- Rod Latch Cam Adapter** :
- Cams** :
- Flat Rods** :
- Rod Catchers** :

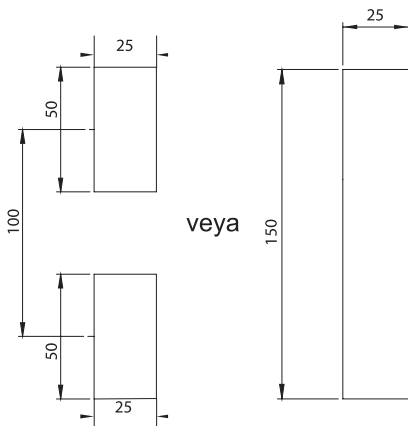
Stainless Steel version is available

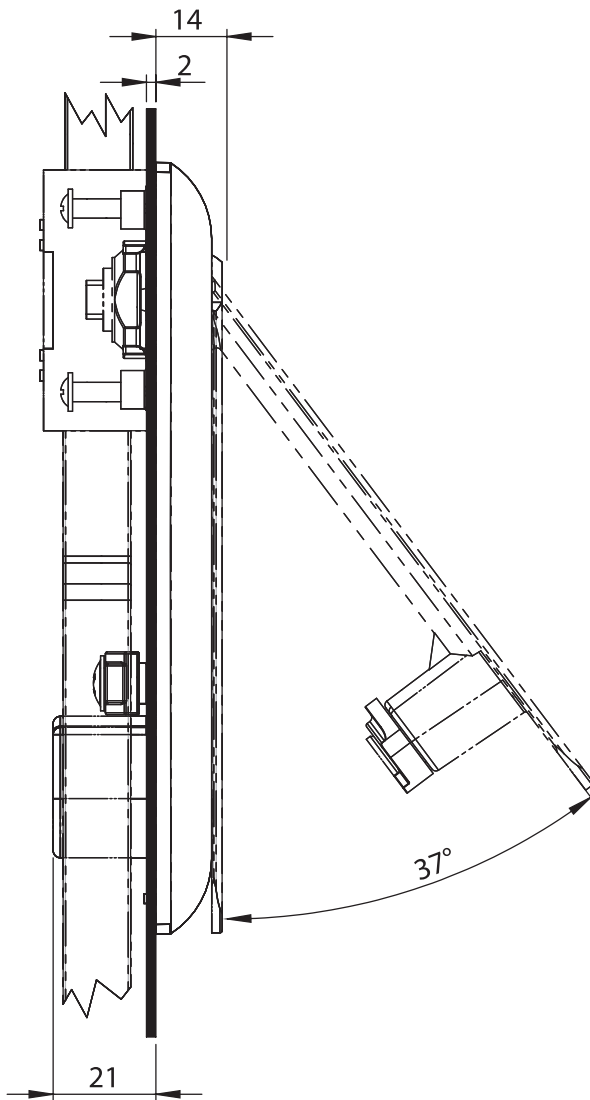
|       |      |  |       |             |
|-------|------|--|-------|-------------|
| LH/RH | RoHS |  | IP 65 | Complete PA |
|       |      |  |       |             |



Rod Latch Systems

CUTOUT





### 2301 - Swinghandle

| Barrel Type |                            | Plain                 | Padlock Applicable    |
|-------------|----------------------------|-----------------------|-----------------------|
|             | Double bit 3 mm            | 2301 - 041 - MK - xxx | 2301 - 341 - MK - xxx |
|             | Double bit 5 mm            | 2301 - 042 - MK - xxx | 2301 - 342 - MK - xxx |
|             | Triangular 7 mm            | 2301 - 047 - MK - xxx | 2301 - 347 - MK - xxx |
|             | Triangular 8 mm            | 2301 - 043 - MK - xxx | 2301 - 343 - MK - xxx |
|             | Triangular 9 mm            | 2301 - 049 - MK - xxx | 2301 - 349 - MK - xxx |
|             | Square 7 mm                | 2301 - 044 - MK - xxx | 2301 - 344 - MK - xxx |
|             | Square 8 mm                | 2301 - 045 - MK - xxx | 2301 - 345 - MK - xxx |
|             | Slotted                    | 2301 - 048 - MK - xxx | 2301 - 348 - MK - xxx |
|             | Keyed 3333                 | 2301 - 023 - MK - xxx | 2301 - 323 - MK - xxx |
|             | Keyed Same                 | 2301 - 027 - MK - xxx | 2301 - 327 - MK - xxx |
|             | Keyed Differ               | 2301 - 029 - MK - xxx | 2301 - 329 - MK - xxx |
|             | Keyed Differ Master System | 2301 - 028 - MK - xxx | 2301 - 328 - MK - xxx |

You may chose the XXX section from the tables of cams with stopper.  
You may chose the MK section from the rod latches pages



Rod Latch Systems

### MATERIAL

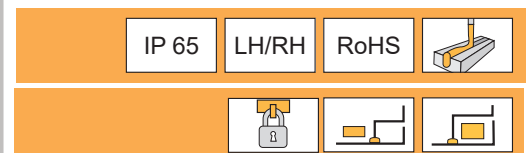
**Housing:** Polyamide (PA6 GFR30), black

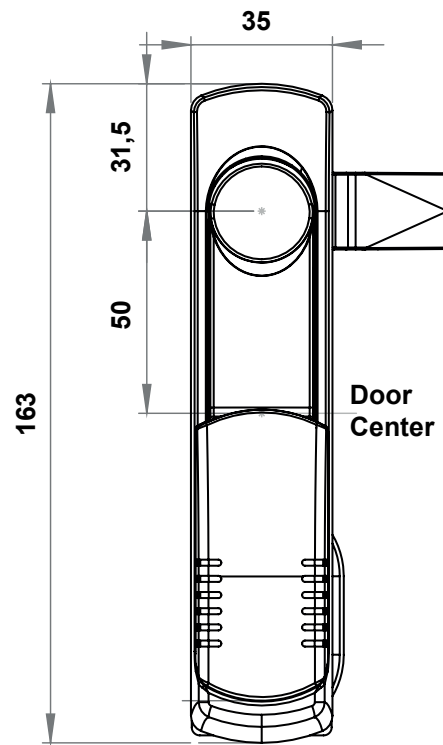
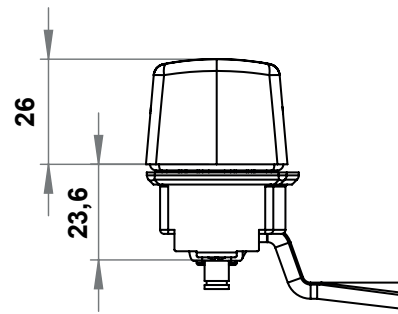
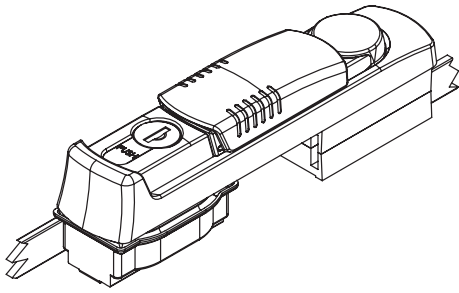
**Handle :** Zinc die, chrome plated or black coated

**Padlock Device :** Stainless steel AISI 304

### OPTIONS


- Rod Latch** :
- Rod Latch Cam Adapter** :
- Cams** :
- Flat Rods** :
- Rod Catchers** :





Rod Latch Systems

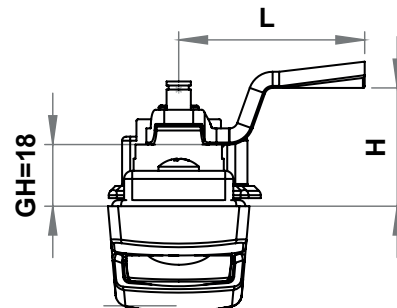
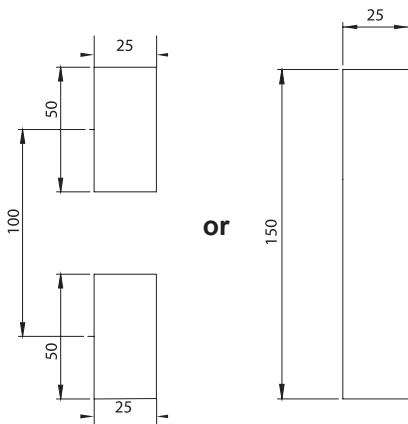
**PUSH LOCK**



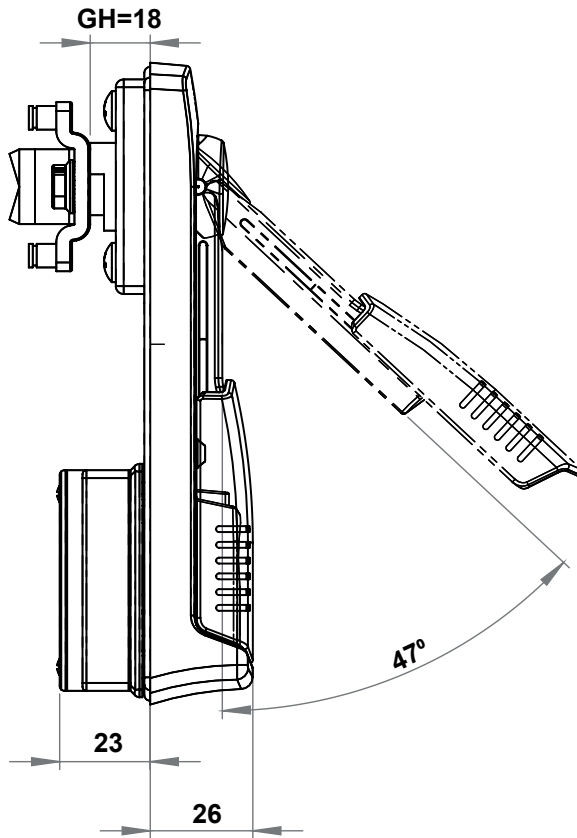
If the key is in "open" position, the handle is opened by pushing the cylinder

If the key is in "closed" position, the handle can not be opened.

**CUTOUT**







## 2303 - Swinghandle

| Profile Cylinder Type |                 |                       |
|-----------------------|-----------------|-----------------------|
|                       | Hole(Empty)     | 2303 - 000 - MK - xxx |
|                       | Double bit 3 mm | 2303 - 031 - MK - xxx |
|                       | Double bit 5 mm | 2303 - 032 - MK - xxx |
|                       | Triangular 7 mm | 2303 - 037 - MK - xxx |
|                       | Triangular 8 mm | 2303 - 033 - MK - xxx |
|                       | Triangular 9 mm | 2303 - 039 - MK - xxx |
|                       | Square 7 mm     | 2303 - 034 - MK - xxx |
|                       | Square 8 mm     | 2303 - 035 - MK - xxx |
|                       | Slotted         | 2303 - 038 - MK - xxx |

|  |              |                       |
|--|--------------|-----------------------|
|  | Keyed 3333   | 2303 - 013 - MK - xxx |
|  | Keyed Same   | 2303 - 017 - MK - xxx |
|  | Keyed Differ | 2303 - 019 - MK - xxx |

|  |              |                       |
|--|--------------|-----------------------|
|  | Keyed 3333   | 2304 - 713 - MK - xxx |
|  | Keyed Same   | 2304 - 717 - MK - xxx |
|  | Keyed Differ | 2304 - 719 - MK - xxx |

You may chose the XXX section from the tables of cams with stopper.  
You may chose the MK section from the rod latches pages



Rod Latch Systems

## MATERIAL

**Housing:** Polyamide (PA6 GFR30), black  
**Handle :** Zinc die, black coated  
**Padlock Device :** Stainless steel AISI 304

## OPTIONS

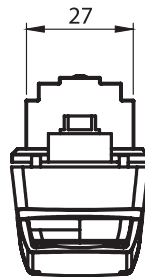
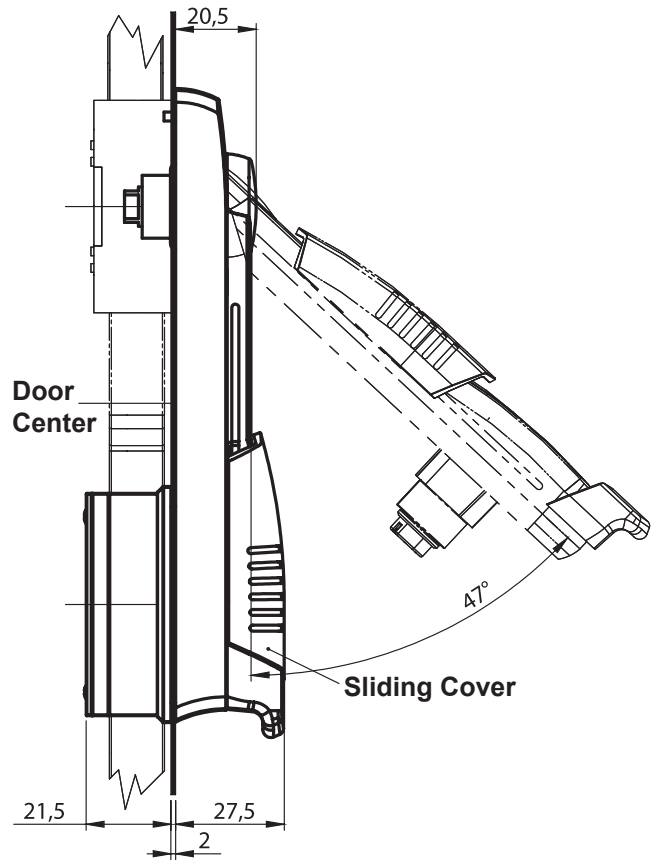
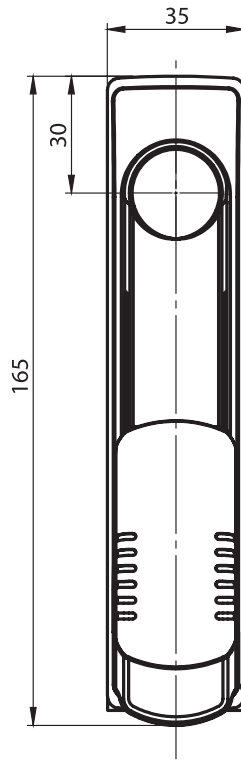
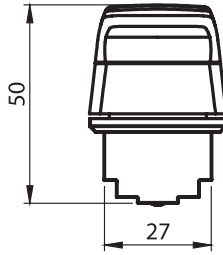
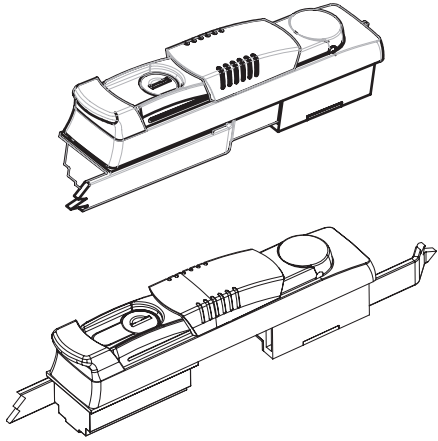
**Rod Latch** :  
**Rod Latch Cam Adapter** :  
**Cams** :  
**Flat Rods** :  
**Rod Catchers** :

IP 65

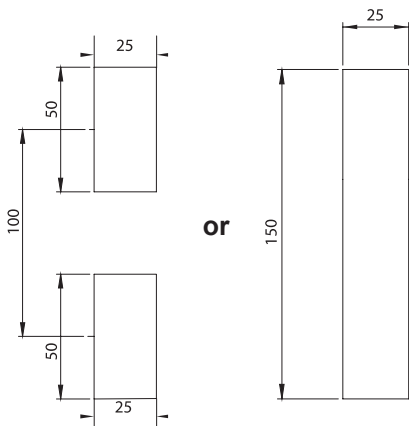
LH/RH

RoHS














CUTOUT











Rod Latch Systems


## 2201 - Swinghandle

| Barrel Type   |                 |                       |
|---|-----------------|-----------------------|
|  | Double bit 3 mm | 2201 - 041 - MK - xxx |
|  | Double bit 5 mm | 2201 - 042 - MK - xxx |
|  | Triangular 7 mm | 2201 - 047 - MK - xxx |
|  | Triangular 8 mm | 2201 - 043 - MK - xxx |
|  | Triangular 9 mm | 2201 - 049 - MK - xxx |
|  | Square 7 mm     | 2201 - 044 - MK - xxx |
|  | Square 8 mm     | 2201 - 045 - MK - xxx |
|  | Slotted         | 2201 - 048 - MK - xxx |

|  |                            |                       |
|--|----------------------------|-----------------------|
|  | Keyed 3333                 | 2201 - 023 - MK - xxx |
|  | Keyed Same                 | 2201 - 027 - MK - xxx |
|  | Keyed Differ               | 2201 - 029 - MK - xxx |
|  | Keyed Differ Master System | 2201 - 028 - MK - xxx |

## 2201 - Swinghandle

| Profile Cylinder Type   |                 |                       |
|---|-----------------|-----------------------|
|   | Hole(Empty)     | 2201 - 000 - MK - xxx |
|  | Double bit 3 mm | 2201 - 031 - MK - xxx |
|  | Double bit 5 mm | 2201 - 032 - MK - xxx |
|  | Triangular 7 mm | 2201 - 037 - MK - xxx |
|  | Triangular 8 mm | 2201 - 033 - MK - xxx |
|  | Triangular 9 mm | 2201 - 039 - MK - xxx |
|  | Square 7 mm     | 2201 - 034 - MK - xxx |
|  | Square 8 mm     | 2201 - 035 - MK - xxx |
|  | Slotted         | 2201 - 038 - MK - xxx |

|   |                            |                       |
|---|----------------------------|-----------------------|
|  | Keyed 3333                 | 2201 - 013 - MK - xxx |
|   | Keyed Same                 | 2201 - 017 - MK - xxx |
|   | Keyed Differ               | 2201 - 019 - MK - xxx |
|   | Keyed Differ Master System | 2201 - 018 - MK - xxx |

You may chose the XXX section from the tables of cams with stopper.  
You may chose the MK section from the rod latches pages



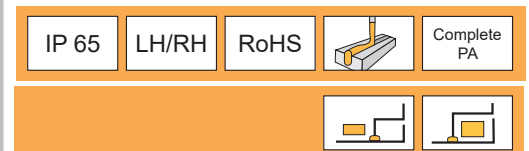
Rod Latch Systems

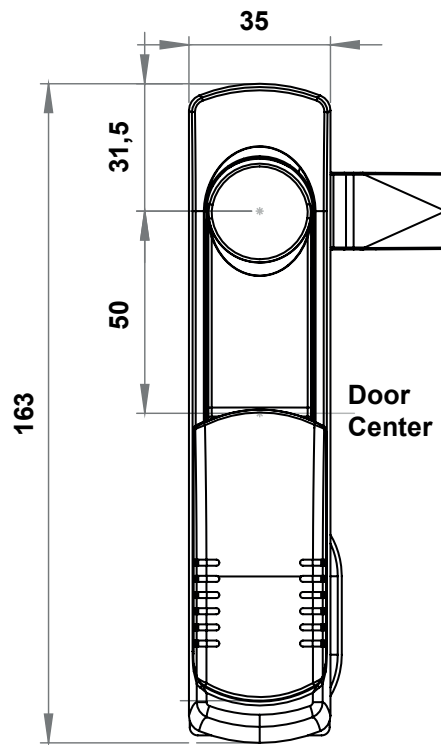
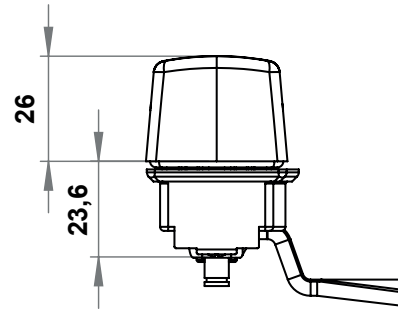
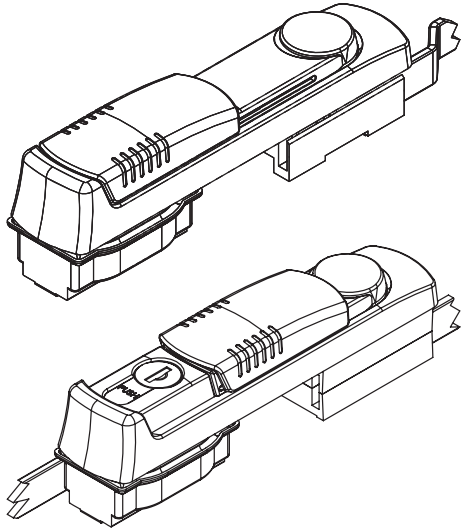
### MATERIAL

**Housing:** Polyamide (PA6 GFR30), black  
**Handle :** Polyamide (PA6 GFR30), black  
**Padlock Device :** Polyamide (PA6 GFR30), black


### OPTIONS

**Rod Latch** :  
**Rod Latch Cam Adapter** :  
**Cams** :  
**Flat Rods** :  
**Rod Catchers** :





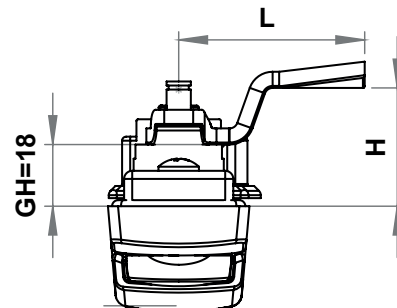
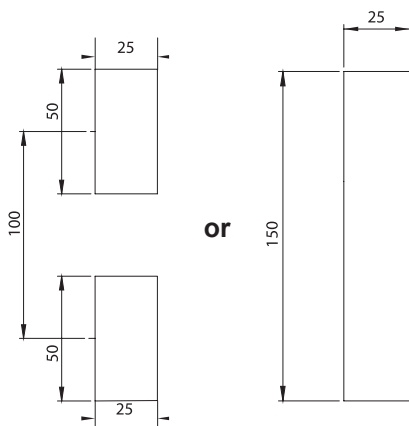
**PUSH LOCK**

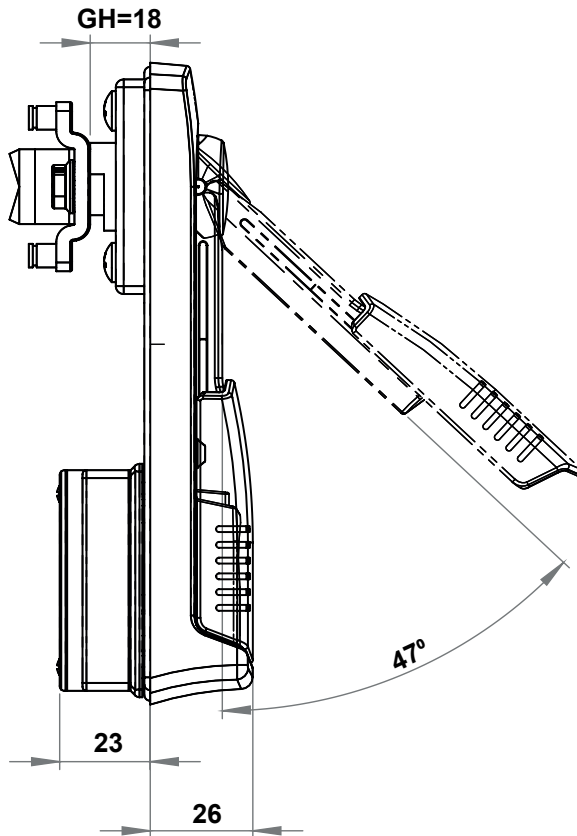


If the key is in "open" position, the handle is opened by pushing the cylinder

If the key is in "closed" position, the handle be opened.

**CUTOUT**





## 2213 - Swinghandle

| Profile Cylinder Type |                 |                       |
|-----------------------|-----------------|-----------------------|
|                       | Hole(Empty)     | 2213 - 000 - MK - xxx |
|                       | Double bit 3 mm | 2213 - 031 - MK - xxx |
|                       | Double bit 5 mm | 2213 - 032 - MK - xxx |
|                       | Triangular 7 mm | 2213 - 037 - MK - xxx |
|                       | Triangular 8 mm | 2213 - 033 - MK - xxx |
|                       | Triangular 9 mm | 2213 - 039 - MK - xxx |
|                       | Square 7 mm     | 2213 - 034 - MK - xxx |
|                       | Square 8 mm     | 2213 - 035 - MK - xxx |
|                       | Slotted         | 2213 - 038 - MK - xxx |

|  |              |                       |
|--|--------------|-----------------------|
|  | Keyed 3333   | 2213 - 013 - MK - xxx |
|  | Keyed Same   | 2213 - 017 - MK - xxx |
|  | Keyed Differ | 2213 - 019 - MK - xxx |

|  |              |                       |
|--|--------------|-----------------------|
|  | Keyed 3333   | 2213 - 713 - MK - xxx |
|  | Keyed Same   | 2213 - 717 - MK - xxx |
|  | Keyed Differ | 2213 - 719 - MK - xxx |

You may chose the XXX section from the tables of cams with stopper.  
You may chose the MK section from the rod latches pages



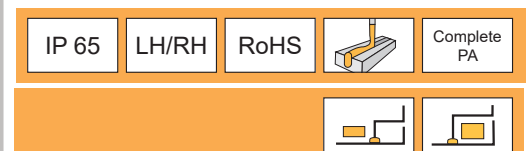
Rod Latch Systems


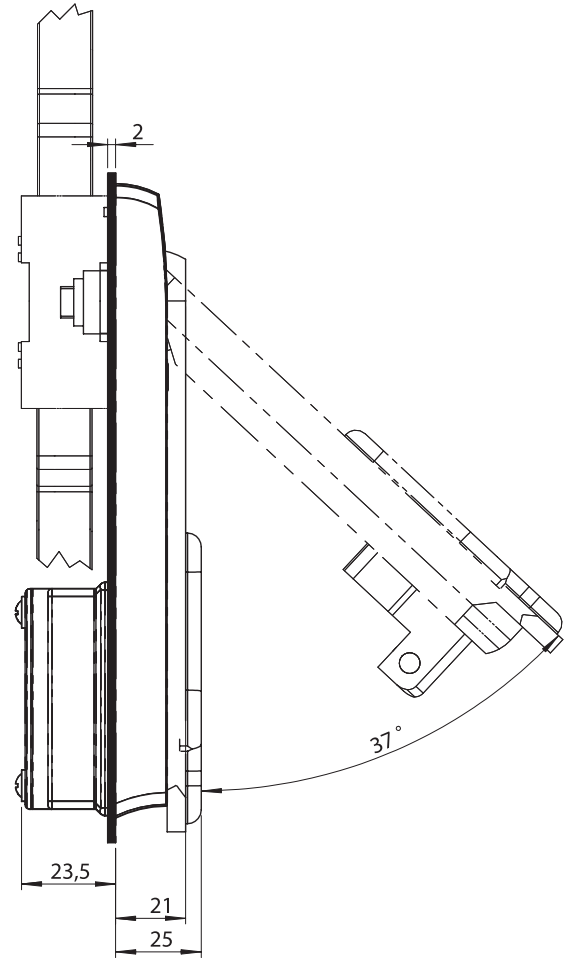
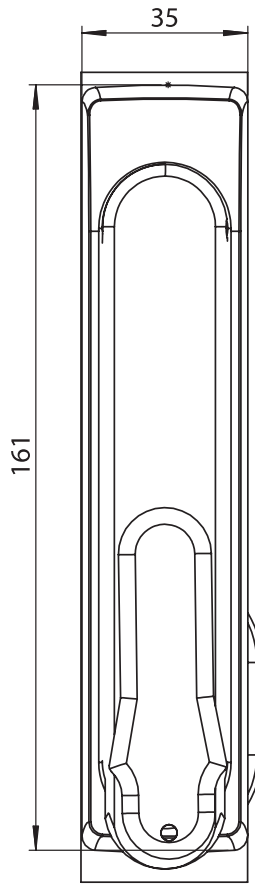
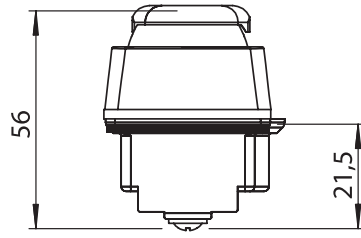
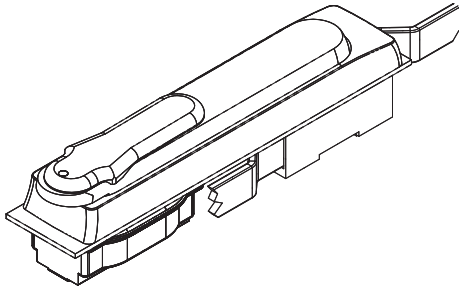
## MATERIAL

**Housing:** Polyamide (PA6 GFR30), black  
**Handle :** Polyamide (PA6 GFR30), black  
**Padlock Device :** Polyamide (PA6 GFR30), black

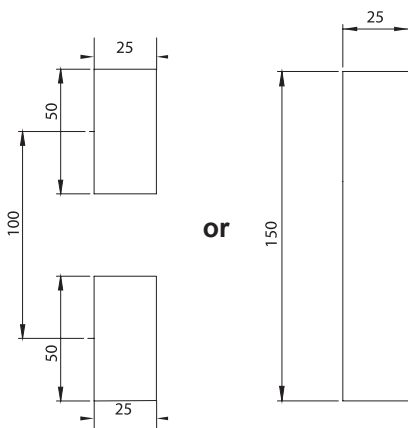
## OPTIONS

**Rod Latch** :  
**Rod Latch Cam Adapter** :  
**Cams** :  
**Flat Rods** :  
**Rod Catchers** :














CUTOUT












or


## 2202 - Swinghandle

| Plain   | No Dustcover          | With Dustcover        |
|---|-----------------------|-----------------------|
| Hole(Empty)   | 2202 - 000 - MK - xxx | 2202 - 100 - MK - xxx |
|  | 2202 - 031 - MK - xxx | 2202 - 131 - MK - xxx |
|  | 2202 - 032 - MK - xxx | 2202 - 132 - MK - xxx |
|  | 2202 - 037 - MK - xxx | 2202 - 137 - MK - xxx |
|  | 2202 - 033 - MK - xxx | 2202 - 133 - MK - xxx |
|  | 2202 - 039 - MK - xxx | 2202 - 139 - MK - xxx |
|  | 2202 - 034 - MK - xxx | 2202 - 134 - MK - xxx |
|  | 2202 - 035 - MK - xxx | 2202 - 135 - MK - xxx |
|  | 2202 - 038 - MK - xxx | 2202 - 138 - MK - xxx |

|  |                            |                       |                       |
|--|----------------------------|-----------------------|-----------------------|
|  | Keyed 3333                 | 2202 - 013 - MK - xxx | 2202 - 113 - MK - xxx |
|  | Keyed Same                 | 2202 - 017 - MK - xxx | 2202 - 117 - MK - xxx |
|  | Keyed Differ               | 2202 - 019 - MK - xxx | 2202 - 119 - MK - xxx |
|  | Keyed Differ Master System | 2202 - 018 - MK - xxx | 2202 - 118 - MK - xxx |

## 2202 - Swinghandle Padlock

| Padlock Applicable  | No Dustcover          | With Dustcover        |
|--|-----------------------|-----------------------|
| Hole(Empty)  | 2202 - 300 - MK - xxx | 2202 - 200 - MK - xxx |
|                     | 2202 - 331 - MK - xxx | 2202 - 231 - MK - xxx |
|                     | 2202 - 332 - MK - xxx | 2202 - 232 - MK - xxx |
|                     | 2202 - 337 - MK - xxx | 2202 - 237 - MK - xxx |
|                     | 2202 - 333 - MK - xxx | 2202 - 233 - MK - xxx |
|                     | 2202 - 339 - MK - xxx | 2202 - 239 - MK - xxx |
|                     | 2202 - 334 - MK - xxx | 2202 - 234 - MK - xxx |
|                     | 2202 - 335 - MK - xxx | 2202 - 235 - MK - xxx |
|                     | 2202 - 338 - MK - xxx | 2202 - 238 - MK - xxx |

|   |                            |                       |                       |
|---|----------------------------|-----------------------|-----------------------|
|  | Keyed 3333                 | 2202 - 313 - MK - xxx | 2202 - 213 - MK - xxx |
|   | Keyed Same                 | 2202 - 317 - MK - xxx | 2202 - 217 - MK - xxx |
|   | Keyed Differ               | 2202 - 319 - MK - xxx | 2202 - 219 - MK - xxx |
|   | Keyed Differ Master System | 2202 - 318 - MK - xxx | 2202 - 218 - MK - xxx |

You may chose the XXX section from the tables of cams with stopper.  
You may chose the MK section from the rod latches pages



Rod Latch Systems

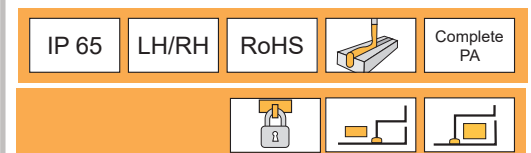
### MATERIAL

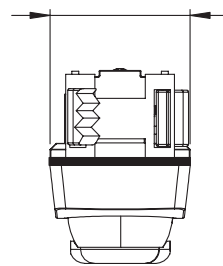
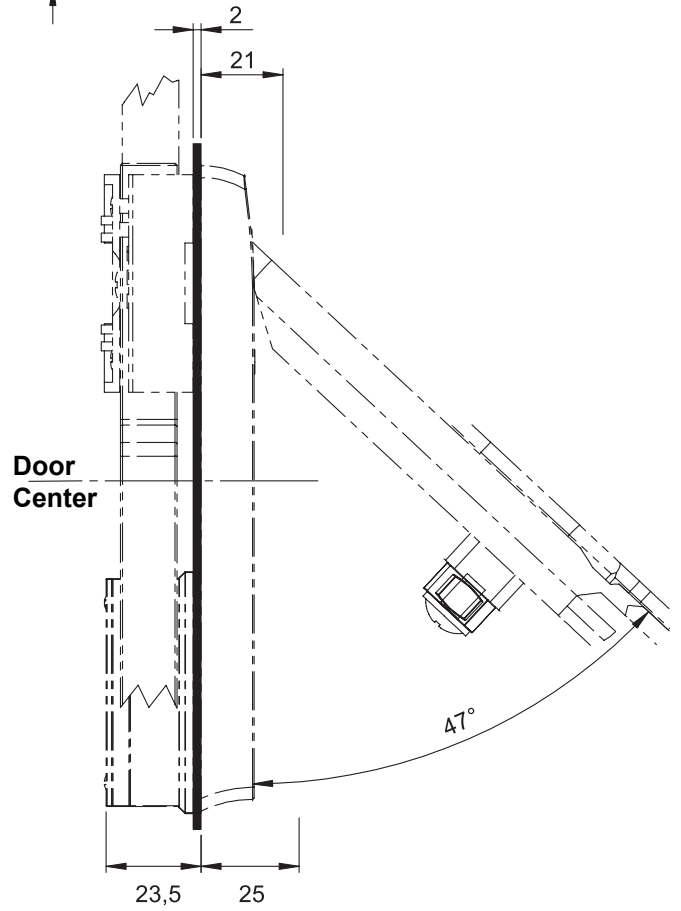
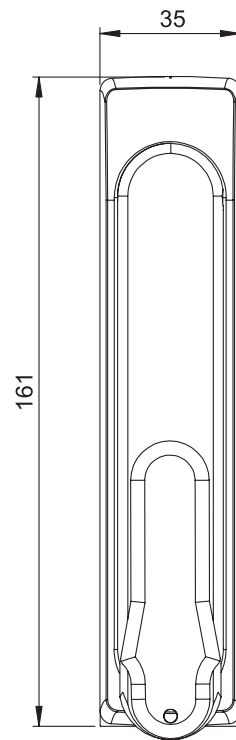
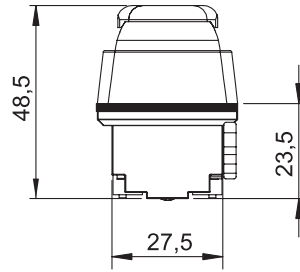
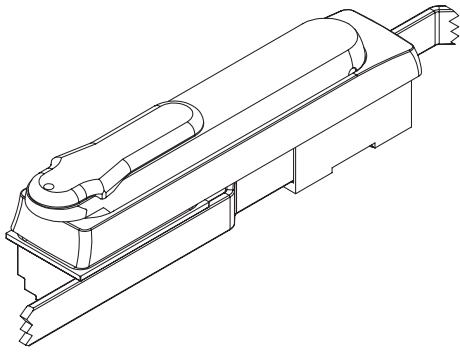
**Housing** : Polyamide (PA6 GFR30), black  
**Handle** : Polyamide (PA6 GFR30), black  
**Dust Cover** : Polyamide (PA6 GFR30), black  
**Padlock Device** : Stainless steel AISI 304

### OPTIONS

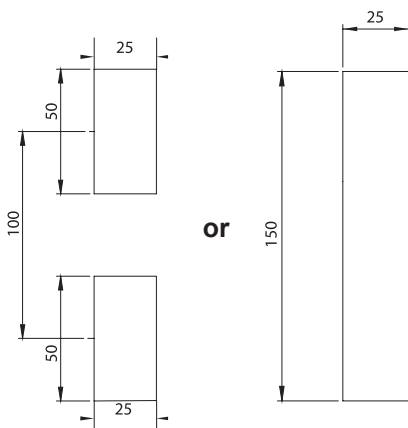
**Rod Latch** :  
**Rod Latch Cam Adapter** :  
**Cams** :  
**Flat Rods** :  
**Rod Catchers** :

Stainless Steel version is available














CUTOUT













Rod Latch Systems



## 2203 - Swinghandle

|   | Plain                      | No Dustcover          | With Dustcover        |
|---|----------------------------|-----------------------|-----------------------|
|   | Double bit 3 mm            | 2203 - 041 - MK - xxx | 2203 - 141 - MK - xxx |
|  | Double bit 5 mm            | 2203 - 042 - MK - xxx | 2203 - 142 - MK - xxx |
|   | Triangular 7 mm            | 2203 - 047 - MK - xxx | 2203 - 147 - MK - xxx |
|  | Triangular 8 mm            | 2203 - 043 - MK - xxx | 2203 - 143 - MK - xxx |
|   | Triangular 9 mm            | 2203 - 049 - MK - xxx | 2203 - 149 - MK - xxx |
|  | Square 7 mm                | 2203 - 044 - MK - xxx | 2203 - 144 - MK - xxx |
|   | Square 8 mm                | 2203 - 045 - MK - xxx | 2203 - 145 - MK - xxx |
|  | Slotted                    | 2203 - 048 - MK - xxx | 2203 - 148 - MK - xxx |
|   | Keyed 3333                 | 2203 - 023 - MK - xxx | 2203 - 123 - MK - xxx |
|   | Keyed Same                 | 2203 - 027 - MK - xxx | 2203 - 127 - MK - xxx |
|   | Keyed Differ               | 2203 - 029 - MK - xxx | 2203 - 129 - MK - xxx |
|   | Keyed Differ Master System | 2203 - 028 - MK - xxx | 2203 - 128 - MK - xxx |

## 2203 - Swinghandle Padlock

| Padlock Applicable  |                            | No Dustcover          | With Dustcover        |
|--|----------------------------|-----------------------|-----------------------|
|                      | Double bit 3 mm            | 2203 - 341 - MK - xxx | 2203 - 241 - MK - xxx |
|                     | Double bit 5 mm            | 2203 - 342 - MK - xxx | 2203 - 242 - MK - xxx |
|                      | Triangular 7 mm            | 2203 - 347 - MK - xxx | 2203 - 247 - MK - xxx |
|                     | Triangular 8 mm            | 2203 - 343 - MK - xxx | 2203 - 244 - MK - xxx |
|                      | Triangular 9 mm            | 2203 - 349 - MK - xxx | 2203 - 249 - MK - xxx |
|                     | Square 7 mm                | 2203 - 344 - MK - xxx | 2203 - 244 - MK - xxx |
|                      | Square 8 mm                | 2203 - 345 - MK - xxx | 2203 - 245 - MK - xxx |
|                     | Slotted                    | 2203 - 348 - MK - xxx | 2203 - 248 - MK - xxx |
|                      | Keyed 3333                 | 2203 - 323 - MK - xxx | 2203 - 223 - MK - xxx |
|  | Keyed Same                 | 2203 - 327 - MK - xxx | 2203 - 227 - MK - xxx |
|  | Keyed Differ               | 2203 - 329 - MK - xxx | 2203 - 229 - MK - xxx |
|  | Keyed Differ Master System | 2203 - 328 - MK - xxx | 2203 - 228 - MK - xxx |

You may chose the XXX section from the tables of cams with stopper.  
You may chose the MK section from the rod latches pages



Rod Latch Systems





### MATERIAL


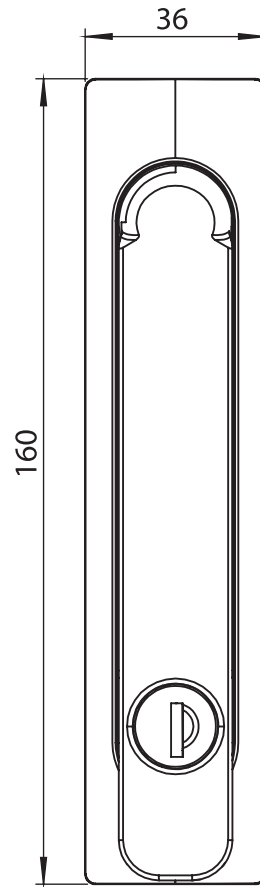
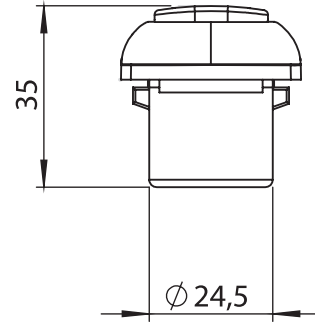
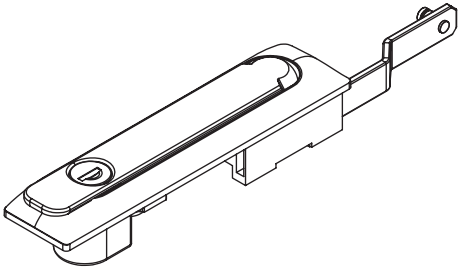
**Housing** : Polyamide (PA6 GFR30), black  
**Handle** : Polyamide (PA6 GFR30), black  
**Dust Cover** : Polyamide (PA6 GFR30), black  
**Padlock Device** : Stainless steel AISI 304

### OPTIONS

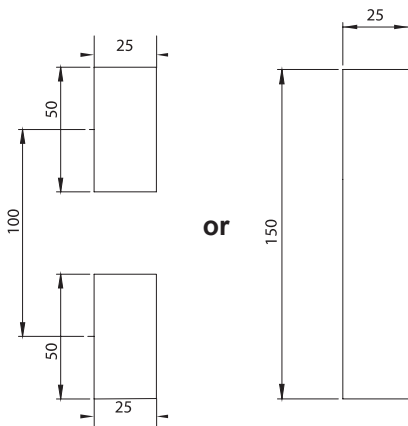
**Rod Latch** :  
**Rod Latch Cam Adapter** :  
**Cams** :  
**Flat Rods** :  
**Rod Catchers** :

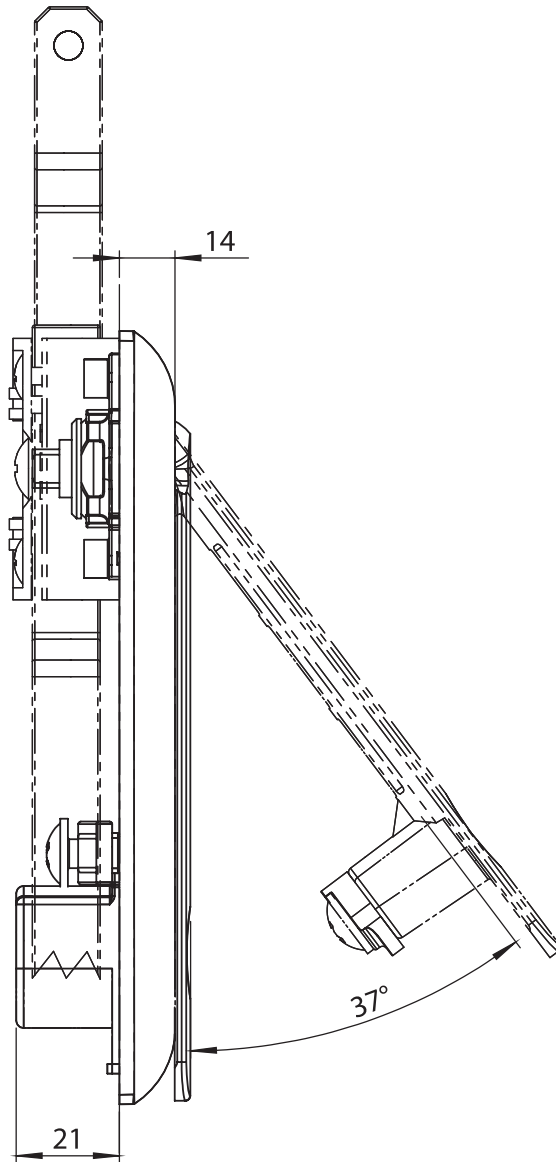
Stainless Steel version is available

|   |       |      |   |             |
|---|-------|------|---|-------------|
| IP 65   | LH/RH | RoHS |  | Complete PA |
|    |       |      |   |             |



CUTOUT





### 2208 - Swinghandle Padlock Applicable

| Barrel Type |                            |                       |
|-------------|----------------------------|-----------------------|
|             | Double bit 3 mm            | 2208 - 041 - MK - xxx |
|             | Double bit 5 mm            | 2208 - 042 - MK - xxx |
|             | Triangular 7 mm            | 2208 - 047 - MK - xxx |
|             | Triangular 8 mm            | 2208 - 043 - MK - xxx |
|             | Triangular 9 mm            | 2208 - 049 - MK - xxx |
|             | Square 7 mm                | 2208 - 044 - MK - xxx |
|             | Square 8 mm                | 2208 - 045 - MK - xxx |
|             | Slotted                    | 2208 - 048 - MK - xxx |
|             | Keyed 3333                 | 2208 - 023 - MK - xxx |
|             | Keyed Same                 | 2208 - 027 - MK - xxx |
|             | Keyed Differ               | 2208 - 029 - MK - xxx |
|             | Keyed Differ Master System | 2208 - 028 - MK - xxx |

You may chose the XXX section from the tables of cams with stopper.  
You may chose the MK section from the rod latches pages



Rod Latch Systems

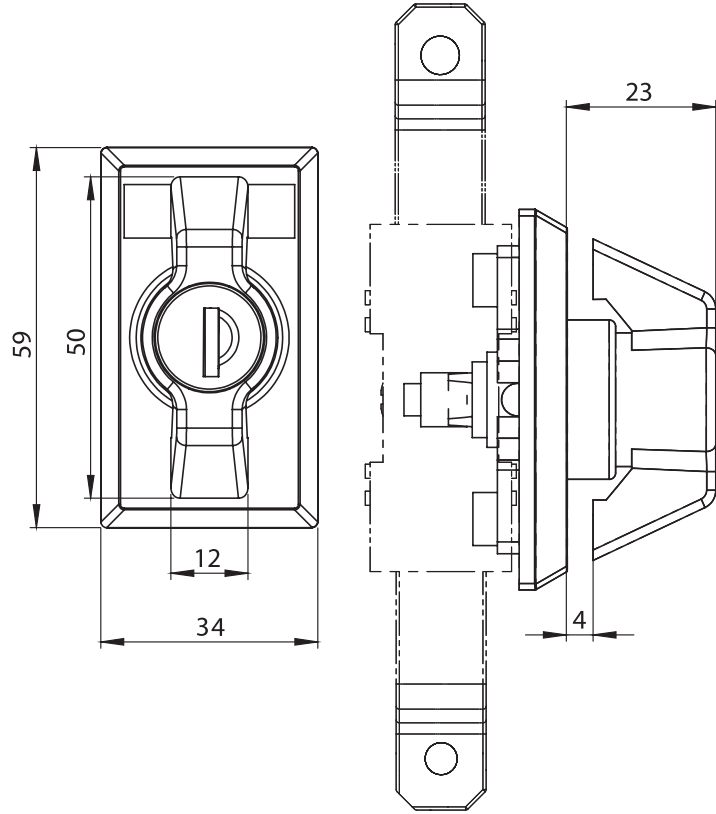
### MATERIAL

**Housing** : Polyamide (PA6 GFR30), black  
**Handle** : Polyamide (PA6 GFR30), black

### OPTIONS

**Rod Latch** :  
**Rod Latch Cam Adapter** :  
**Cams** :  
**Flat Rods** :  
**Rod Catchers** :

|       |       |      |  |             |
|-------|-------|------|--|-------------|
| IP 65 | LH/RH | RoHS |  | Complete PA |
|       |       |      |  |             |

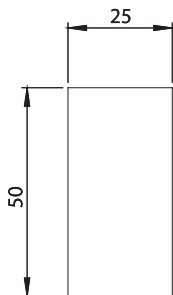
**MATERIAL**

**Housing** : Polyamide (PA6 GFR30), black

**Wing Knob** : Zinc die, chrome plated /  
Black coated /  
Polyamide (PA), black

**OPTIONS**

**Rod Latch** :  
**Rod Latch Cam Adapter** :  
**Cams** :  
**Flat Rods** :  
**Rod Catchers** :

**CUTOUT****1015 - Escutcheon with Wing Knob**

|             | PA                    | Zinc die,<br>Chrome Plated | Zinc die,<br>Black Coated |
|-------------|-----------------------|----------------------------|---------------------------|
| Non-Locking | 1015 - 101 - MK - xxx | 1015 - 211 - MK - xxx      | 1015 - 111 - MK - xxx     |
| Keyed 3333  | 1015 - 103 - MK - xxx | 1015 - 213 - MK - xxx      | 1015 - 113 - MK - xxx     |

You may chose the XXX section from the tables of cams  
You may chose the MK section from the rod latches pages

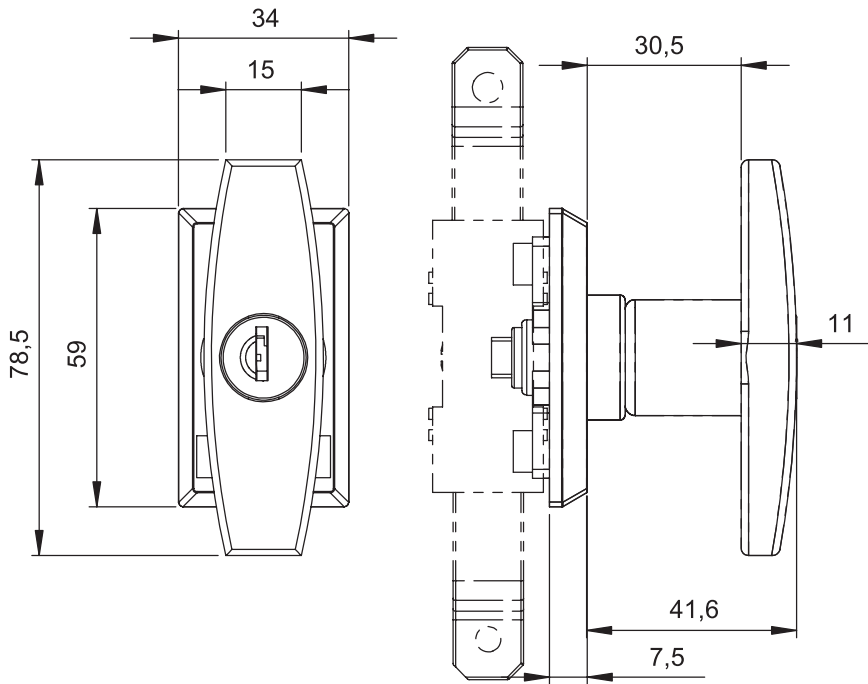
IP 65



LH/RH



RoHS



Rod Latch Systems

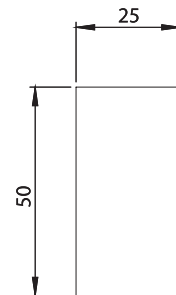
### MATERIAL

**Housing** : Polyamide (PA6 GFR30), black  
**T Handle**: Zinc die, chrome plated or black coated / Polyamide (PA), black

### OPTIONS

- Rod Latch :
- Rod Latch Cam Adapter :
- Cams :
- Flat Rods :
- Rod Catchers :

### CUTOUT

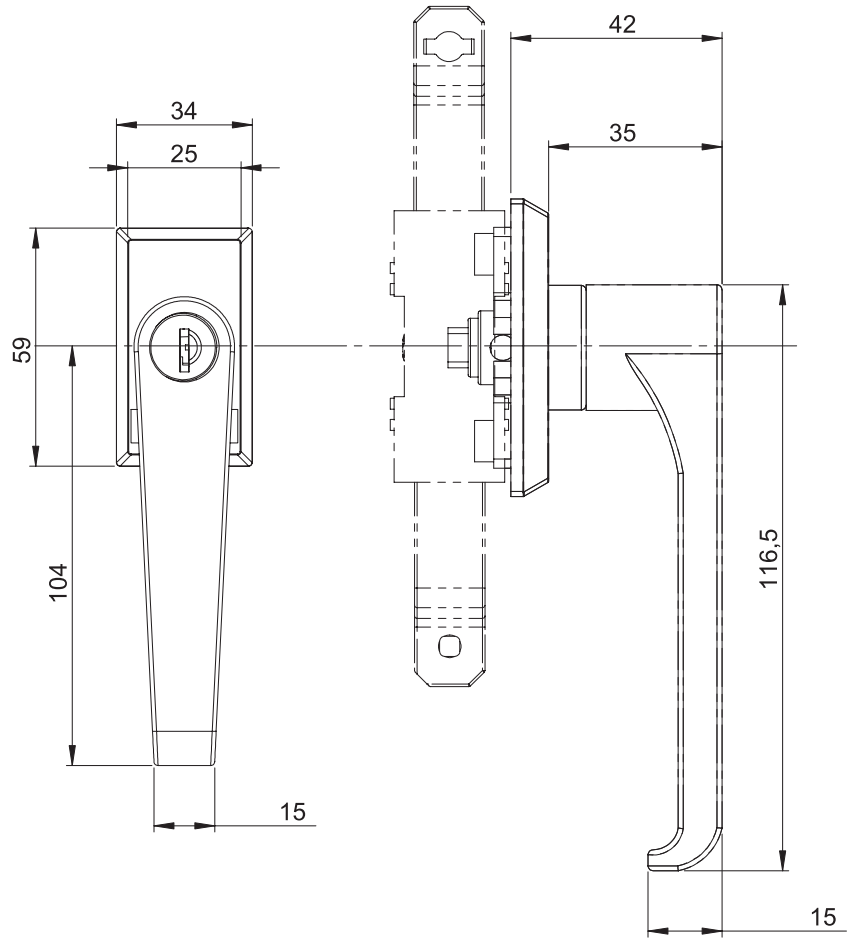


### 1201 - T Handle

|             | PA                    | Zinc die,<br>Chrome Plated | Zinc die,<br>Black Coated |
|-------------|-----------------------|----------------------------|---------------------------|
| Non-Locking | 1201 - 101 - MK - xxx | 1201 - 110 - MK - xxx      | 1201 - 210 - MK - xxx     |
| Keyed 3333  | 1201 - 103 - MK - xxx | 1201 - 113 - MK - xxx      | 1201 - 213 - MK - xxx     |

You may chose the XXX section from the tables of cams  
 You may chose the MK section from the rod latches pages



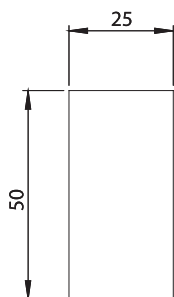
**MATERIAL**

**Housing** : Polyamide (PA6 GFR30), black

**L Handle** : Zinc die, chrome plated or  
black coated

**OPTIONS**

Rod Latch :  
Rod Latch Cam Adapter :  
Cams :  
Flat Rods :  
Rod Catchers :

**CUTOUT****1205 - L Swinghandle**

|             | Zinc die,<br>Chrome Plated | Zinc die,<br>Black Coated |
|-------------|----------------------------|---------------------------|
| Non-Locking | 1205 - 110 - MK - xxx      | 1205 - 210 - MK - xxx     |
| Keyed 3333  | 1205 - 113 - MK - xxx      | 1205 - 213 - MK - xxx     |

IP 65

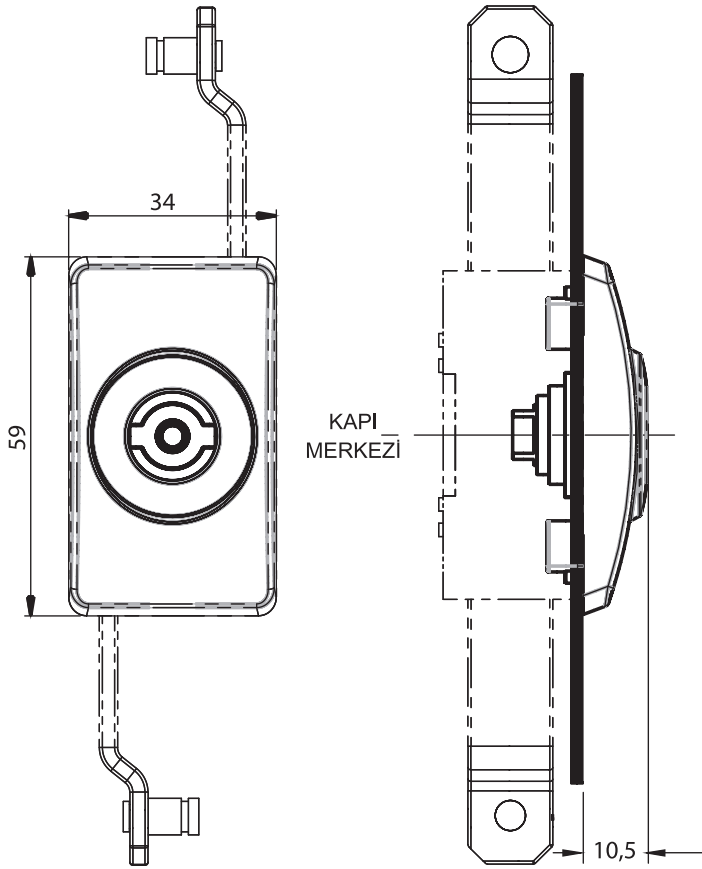


LH/RH



RoHS

You may chose the XXX section from the tables of cams  
You may chose the MK section from the rod latches pages



#### 2810 - Escutcheon

|  |                 | Item Number           |
|--|-----------------|-----------------------|
|  | Double bit 3 mm | 2810 - 021 - MK - xxx |
|  | Double bit 5 mm | 2810 - 022 - MK - xxx |
|  | Triangular 7 mm | 2810 - 027 - MK - xxx |
|  | Triangular 8 mm | 2810 - 023 - MK - xxx |
|  | Triangular 9 mm | 2810 - 029 - MK - xxx |
|  | Square 7 mm     | 2810 - 024 - MK - xxx |
|  | Square 8 mm     | 2810 - 025 - MK - xxx |
|  | Slotted         | 2810 - 028 - MK - xxx |

#### 2820 - Escutcheon - With Mask

|  |                 | Item Number           |
|--|-----------------|-----------------------|
|  | Double bit 3 mm | 2820 - 021 - MK - xxx |
|  | Double bit 5 mm | 2820 - 022 - MK - xxx |

You may chose the XXX section from the tables of cams  
You may chose the MK section from the rod latches pages



Rod Latch Systems

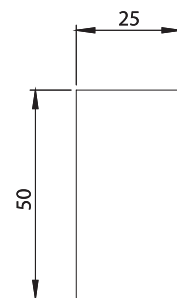
#### MATERIAL

**Housing** : Polyamide (PA6 GFR30), black  
**Insert** : Zinc die, chrome plated

#### OPTIONS

Rod Latch :  
Rod Latch Cam Adapter :  
Cams :  
Flat Rods :  
Rod Catchers :

#### CUTOUT



IP 40

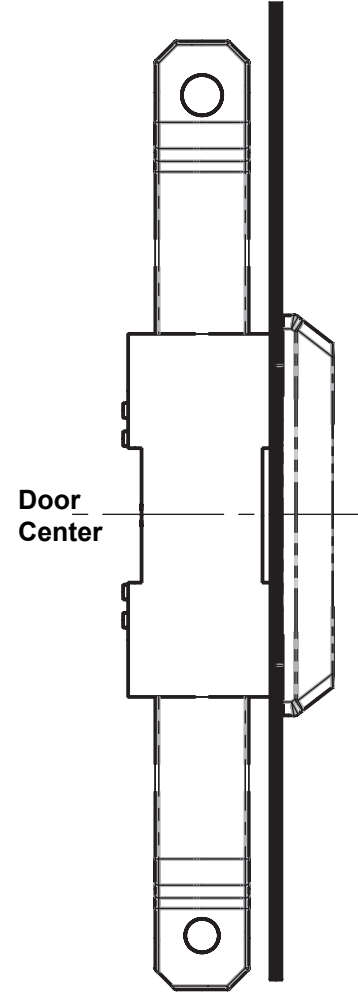
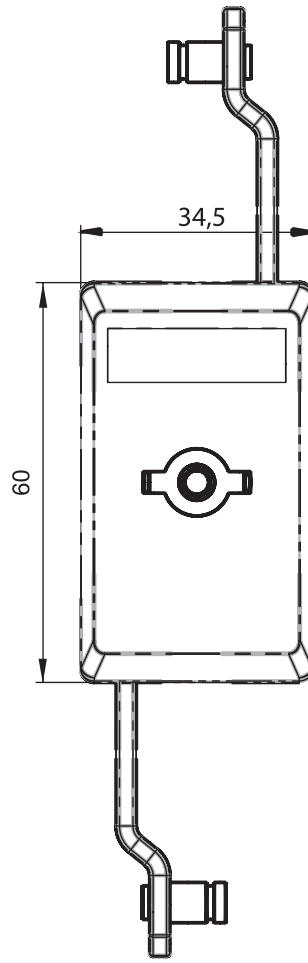
IP 65



LH/RH

RoHS

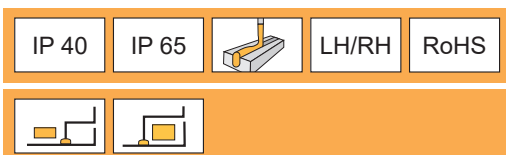
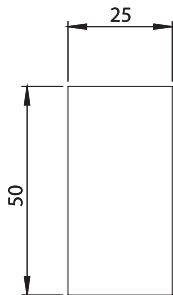


**MATERIAL**

**Housing** : Polyamide (PA6 GFR30), black  
**Insert** : Zinc die, chrome plated

**OPTIONS**

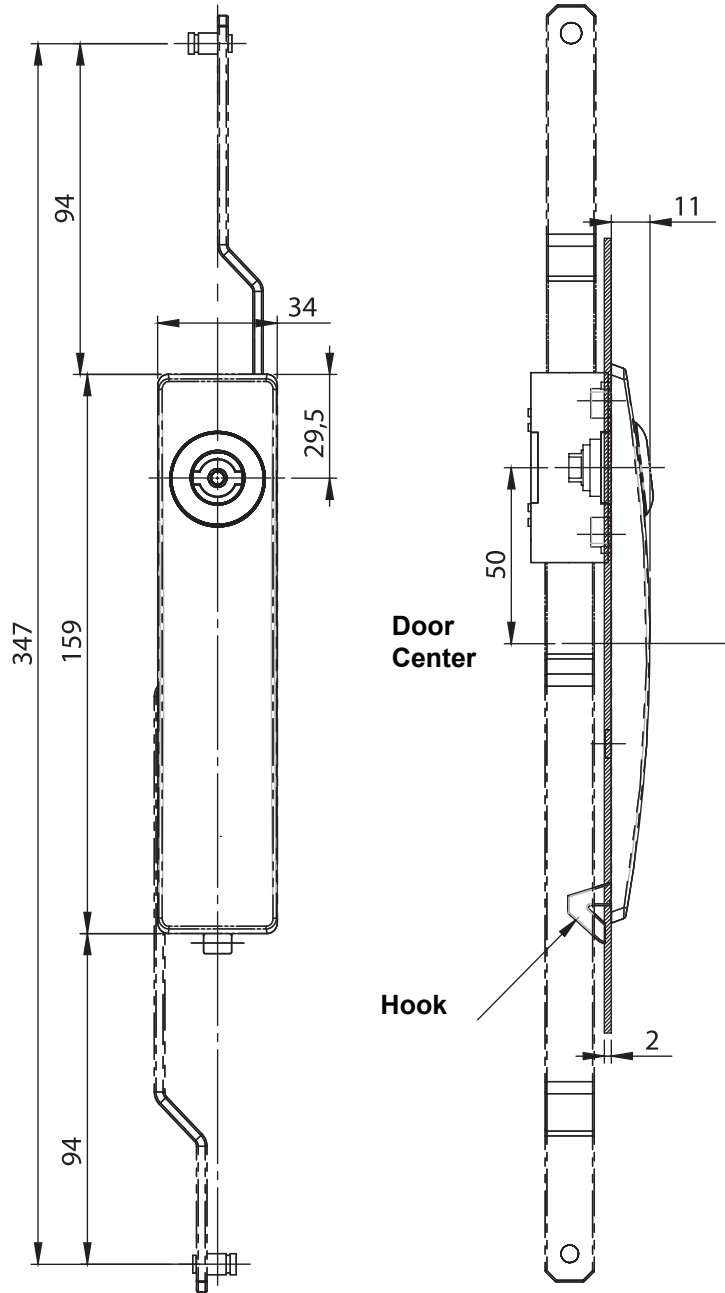
Rod Latch :  
 Rod Latch Cam Adapter :  
 Cams :  
 Flat Rods :  
 Rod Catchers :

**CUTOUT****2830 - Escutchion**

|  | Padlock         | Item Number           |
|--|-----------------|-----------------------|
|  | Double bit 3 mm | 2830 - 021 - MK - xxx |
|  | Double bit 5 mm | 2830 - 022 - MK - xxx |

You may chose the XXX section from the tables of cams  
 You may chose the MK section from the rod latches pages





Rod Latch Systems

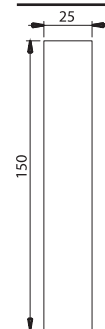
### MATERIAL

**Housing** : Polyamide (PA6 GFR30), black  
**Insert** : Zinc die, chrome plated

### OPTIONS

- Rod Latch :
- Rod Latch Cam Adapter :
- Cams :
- Flat Rods :
- Rod Catchers :

### CUTOUT



### 2840 - Escutcheon

| Padlock |                 | Item Number           |
|---------|-----------------|-----------------------|
|         | Double bit 3 mm | 2840 - 021 - MK - xxx |
|         | Double bit 5 mm | 2840 - 022 - MK - xxx |
|         | Triangular 8 mm | 2840 - 023 - MK - xxx |
|         | Square 8 mm     | 2840 - 025 - MK - xxx |
|         | Slotted         | 2840 - 028 - MK - xxx |

You may chose the XXX section from the tables of cams  
 You may chose the MK section from the rod latches pages


IP 40

RoHS

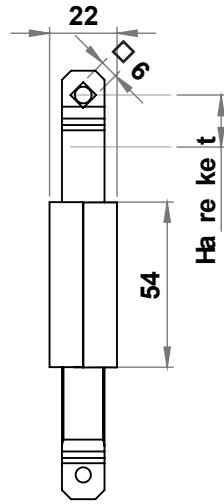
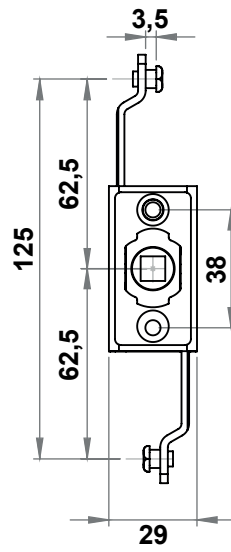
LH/RH



Rod Latch Systems

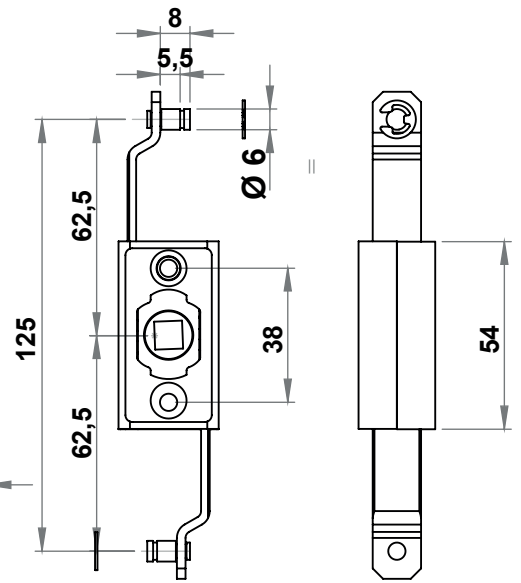


With Pin and Circlip



35° => 23,5mm  
90° => 16mm

With Square Pins



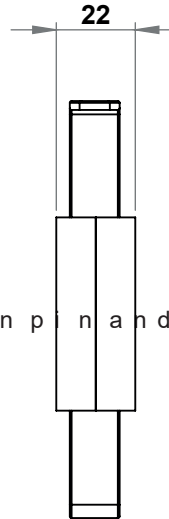
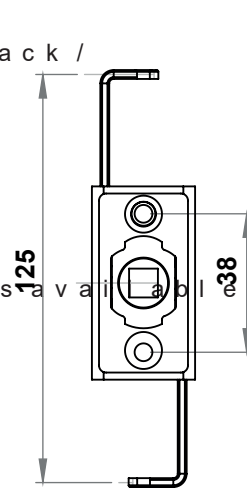
**MATERIAL**

Housing: Polyamide (PA6 GFR30), black / Zinc die  
Rods: Steel, zinc plated  
Pins: Steel, zinc plated

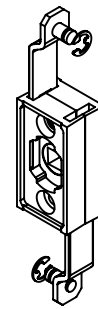
**OPTIONS**

Stainless Steel version is available in pin and circlip versions.

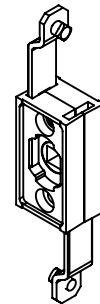
Bended



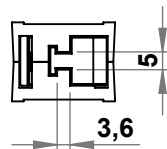
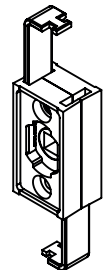
With Pin and Circlip



With Square Pins



Bended



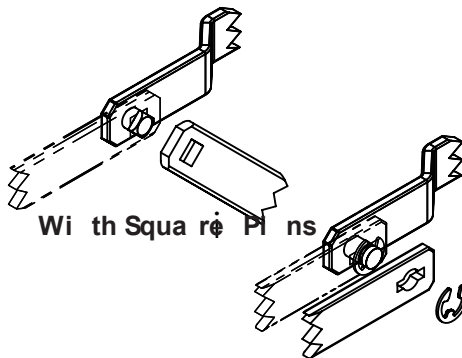
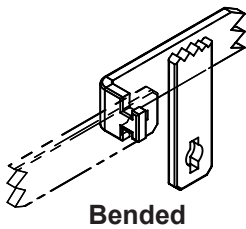
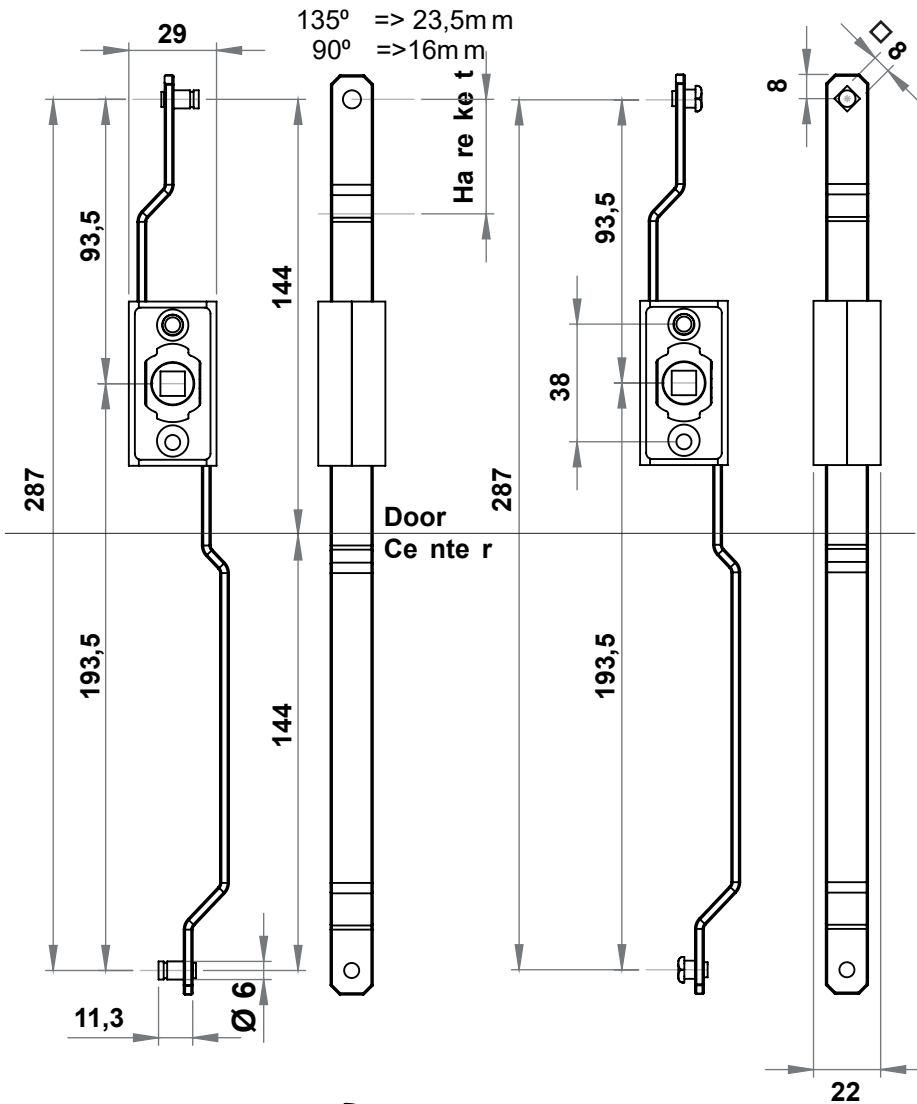
8601 - 125mm Me c h a n i s m

|                               | P l a s t i c H o u s i n g |                     | Z i n c d i e H o u s i n g |                     |
|-------------------------------|-----------------------------|---------------------|-----------------------------|---------------------|
|                               | MK                          | I t e m N u m b e r | MK                          | I t e m N u m b e r |
| W t h P n a n d C i r c l i p | 644                         | 8644 - 000          | 634                         | 8634 - 000          |
| W t h S q u a r e P i n s     | 647                         | 8647 - 000          | 637                         | 8637 - 000          |
| B e n d e d                   | 646                         | 8646 - 000          | 636                         | 8636 - 000          |


LH/RH    Rb HS

### Wi th Pi n a nd Ci rc li p

### Wi th Squa re Pi ns



### Wi th Pi n a nd Ci rc li p



Rod Latch Systems

### MATERIAL

**Housi ng** : Pol yamide (P A6 GFR 30), bl ack / Z inc die

**Rod s** : S teel , zinc pl ated

**Pi ns** : S teel , zinc pl ated / Z inc die

### OPTIONS

S tainl ess S teel version is avail abl e in pin and ci rc li p versions.

### 8201 - 287mm Mec ha ni sm

|                          | Pla sti c Housi ng |                | Z i nc di e Housi ng |                |
|--------------------------|--------------------|----------------|----------------------|----------------|
|                          | MK                 | Ite m Numb e r | MK                   | Ite m Numb e r |
| With P in and Ci rc li p | 244                | 8244 - 000     | 234                  | 8234 - 000     |
| With S qua re P ins      | 247                | 8247 - 000     | 237                  | 8237 - 000     |
| Bended                   | 246                | 8246 - 000     | 236                  | 8236 - 000     |

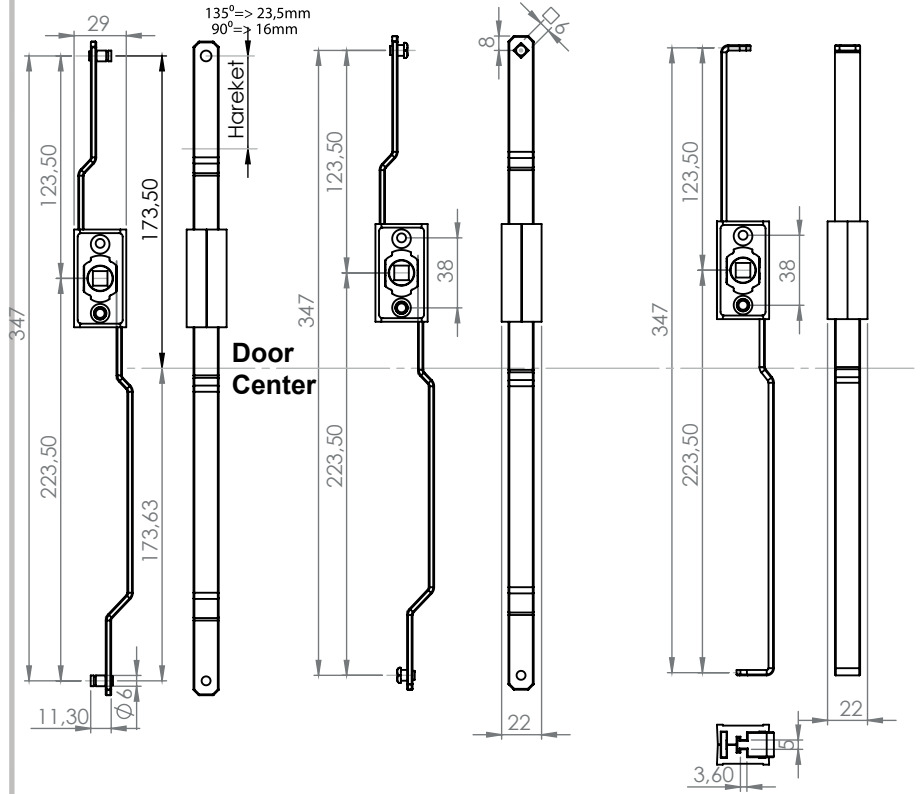
LH/RH    RoHS



With Pin and Circlip

With Square Pins

Bended



**MATERIAL**

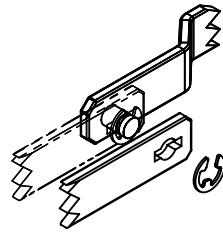
**Housing:** Polyamide (PA6 GFR30), black / Zinc die

**Rods :** Steel, zinc plated

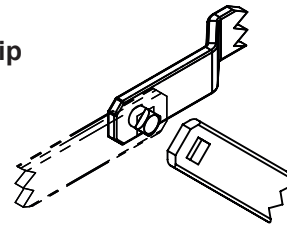
**Pins :** Steel, zinc plated

**OPTIONS**

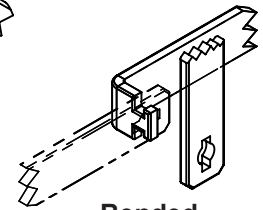
Stainless Steel version is available in pin and circlip versions.



With Pin and Circlip



With Square Pins



Bended

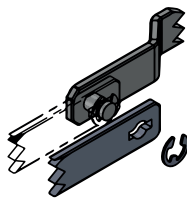
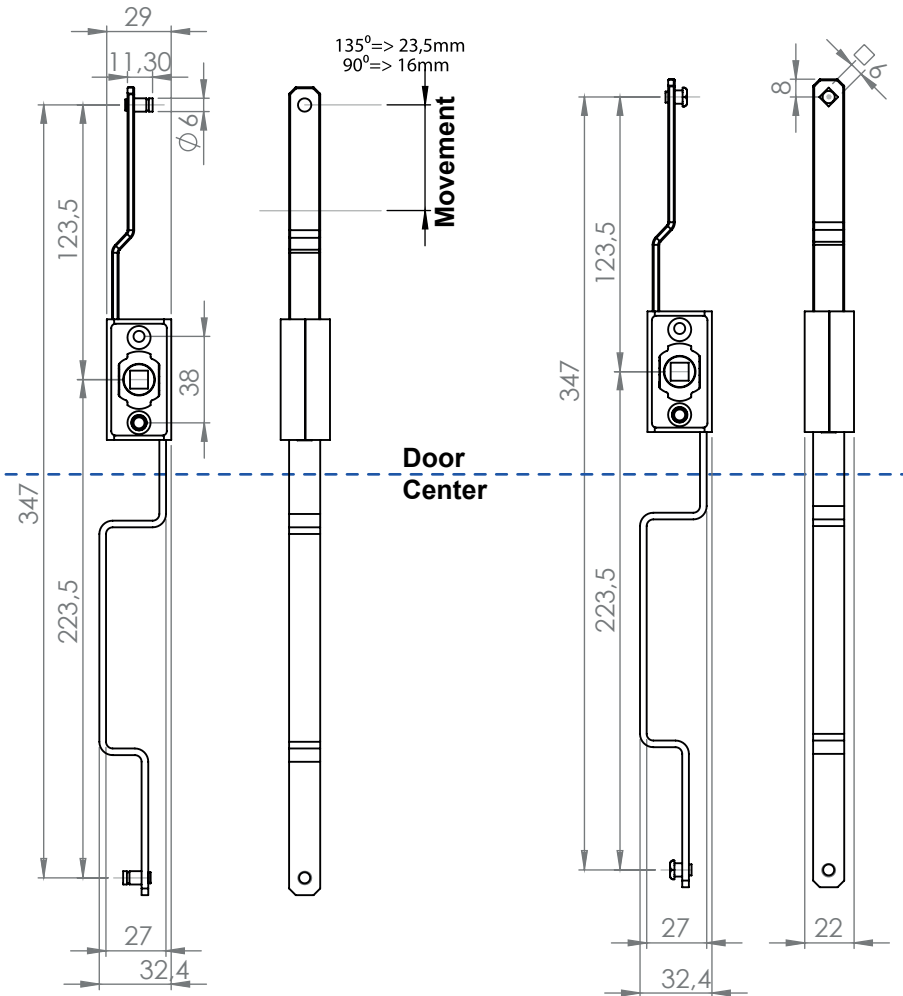
**8101 - 347mm Mechanism**

|                      | Plastic Housing |             | Zinc die Housing |             |
|----------------------|-----------------|-------------|------------------|-------------|
|                      | MK              | Item Number | MK               | Item Number |
| With Pin and Circlip | 144             | 8144 - 000  | 134              | 8134 - 000  |
| With Square Pins     | 147             | 8147 - 000  | 137              | 8137 - 000  |
| Bended               | 146             | 8146 - 000  | 136              | 8136 - 000  |

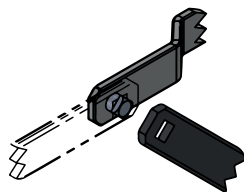
LH/RH RoHS

### With Pin and Circlip

### With Square Pins



With pin and Circlip



With Square Pins



Rod Latch Systems

### MATERIAL

**Housing:** Polyamide (PA6 GFR30), black / Zinc die

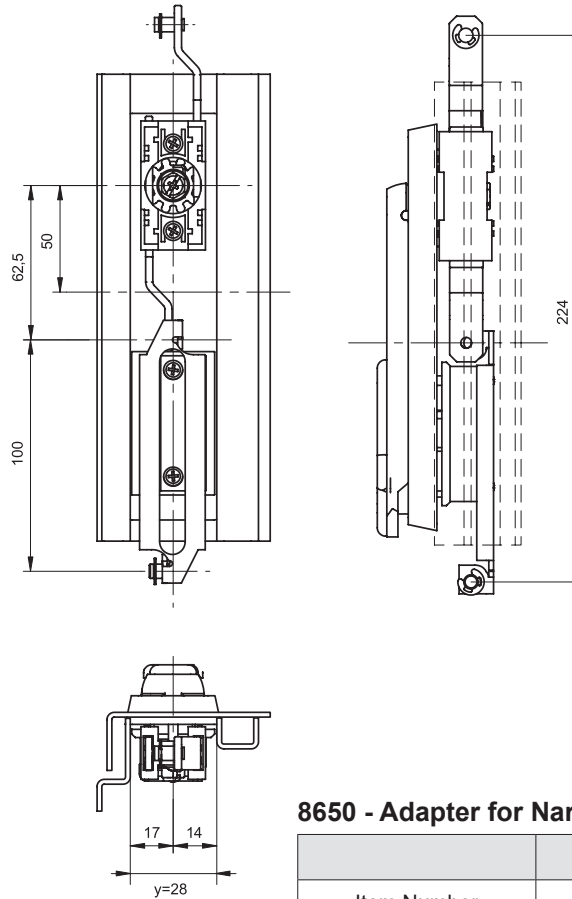
**Rods** : Steel, zinc plated

**Pins** : Steel, zinc plated

### 8700 - 347mm Mechanism

|                      | Plastic Housing |             | Zinc die Housing |             |
|----------------------|-----------------|-------------|------------------|-------------|
|                      | MK              | Item Number | MK               | Item Number |
| With Pin and Circlip | 744             | 8744 - 000  | 734              | 8734 - 000  |
| With Square Pins     | 747             | 8747 - 000  | 737              | 8737 - 000  |

**8650**  
Adapter for Narrow Spaces



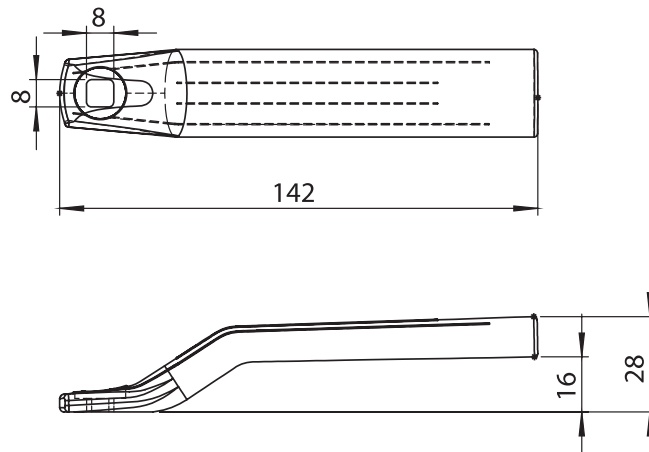
**8650 - Adapter for Narrow Spaces**

|             |          |
|-------------|----------|
| Item Number | 8650-001 |
|-------------|----------|

**MATERIAL**

Steel, Zinc plated

**8660**  
Inside Handle for Safety



**8660 - Inside Handle for Safety**

|             |            |
|-------------|------------|
| Item Number | 8660 - 001 |
|-------------|------------|

**MATERIAL**

Polyamide (PA6 GFR30), black

## 2900 - Cam Adapter

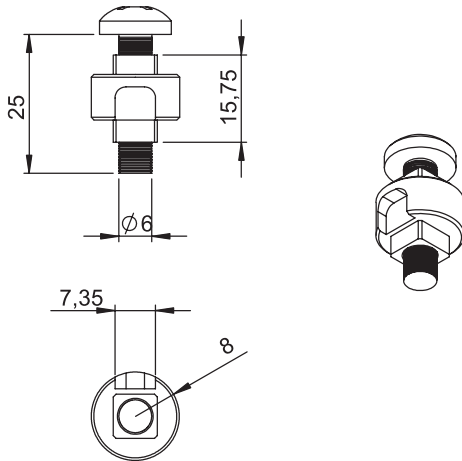
| Açı | Swinghandle Model                       | Adapter Code |
|-----|---|--------------|
| 90  | 2208 / 2210 / 2301                      | 2900 - 102   |
| 90  | 2105 / 2201 / 2202 / 2203 / 2213 / 2303 | 2900 - 103   |
| 180 | 2208 / 2210 / 2301                      | 2900 - 101   |
| 180 | 2105 / 2201 / 2202 / 2203 / 2213 / 2303 | 2900 - 100   |

2900  
Cam Adapter

## MATERIAL

**Plastic Adapter** : Polyamide (PA6 GFR30),  
black

**Steel Cam Adapter:** Zinc die



## 2900 - Mechanism Cam Adapter

| Item Number | 2900-300 |
|-------------|----------|
| Item Number | 2900-300 |

2900  
Mechanism Cam Adapter

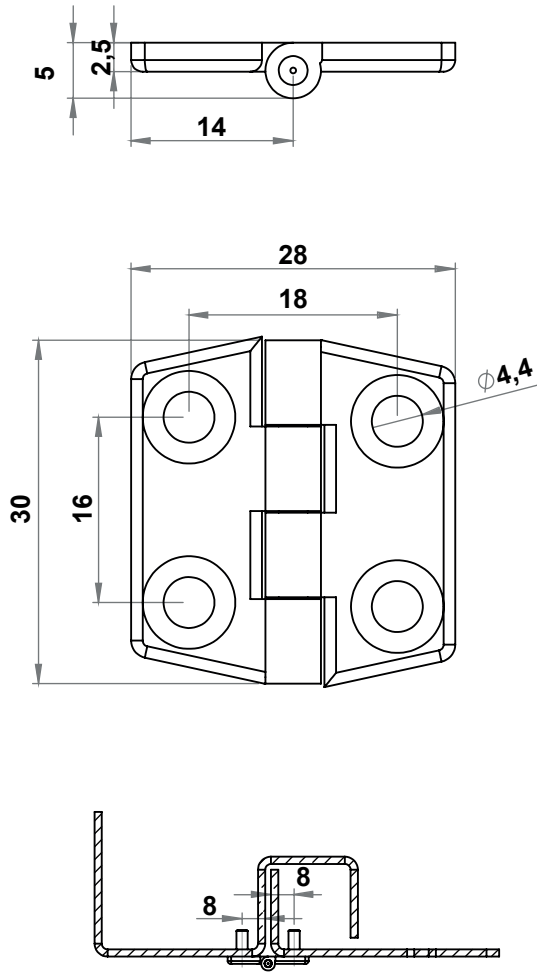
## MATERIAL :

Zinc die

A large grid of graph paper for taking notes, consisting of 20 columns and 30 rows of small squares.




**HINGES FOR FLAT DOORS**



**MATERIAL**

**Housing** : Zinc die, chrome plated/ black coated or raw

**Pin** : Steel, zinc plated

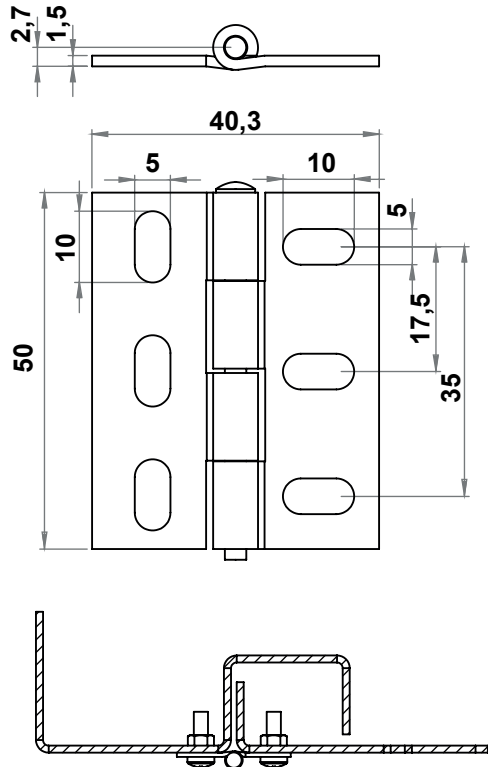


**3070 - 180° Hinge**

|             | Zinc die Raw | Zinc die Black coated | Zinc die Chrome Plated |
|-------------|--------------|-----------------------|------------------------|
| Item Number | 3070 - 200   | 3070 - 210            | 3070 - 220             |



#### 3902 - 180° Hinge



|             |            |
|-------------|------------|
| Item Number | 3902 - 500 |
|-------------|------------|



#### MATERIAL

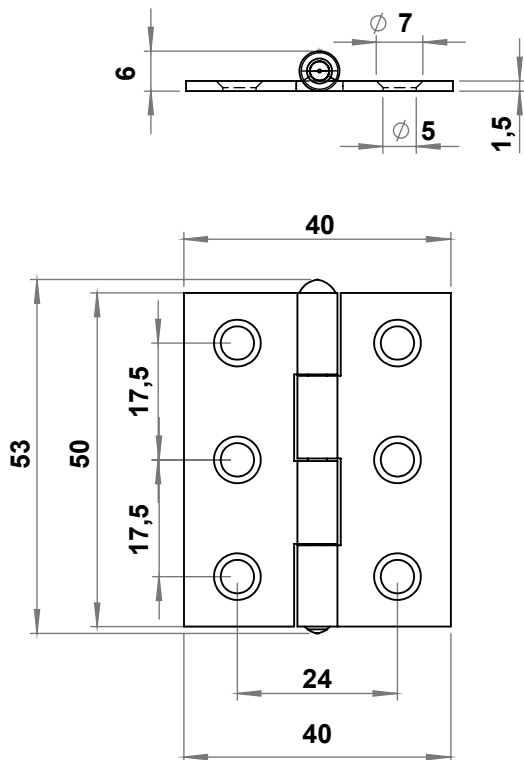
**Housing** : Stainless steel, AISI 304, shiny

**Pin** : Stainless steel, AISI 304


**Note** : Pin is riveted.

Hinges for Flat Doors

#### 3903 - 180° Hinge




|             |            |
|-------------|------------|
| Item Number | 3903 - 500 |
|-------------|------------|



RoHS



LH/RH


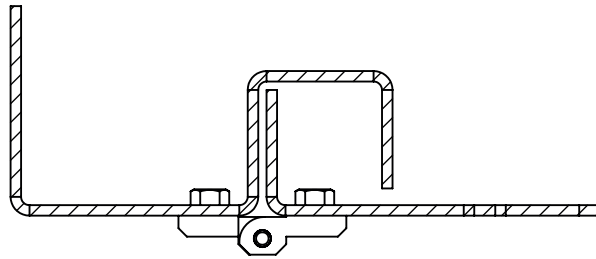
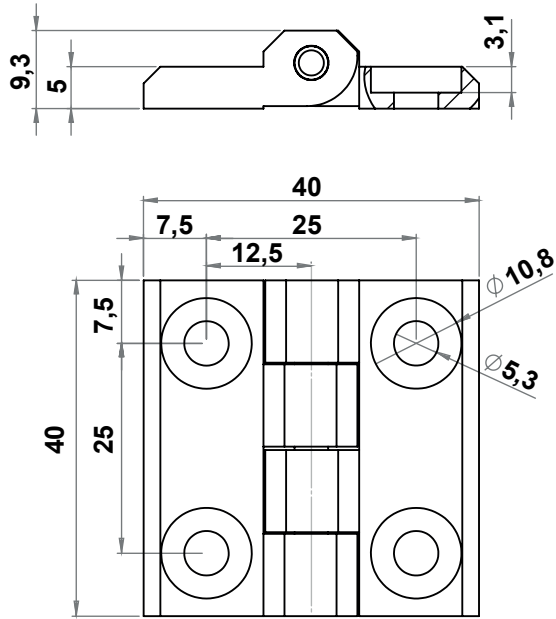


Hinges for Flat Doors

**MATERIAL**

**Housing** : Zinc die, chrome plated or black coated  
or raw

**Pin** : Stainless steel, AISI 304




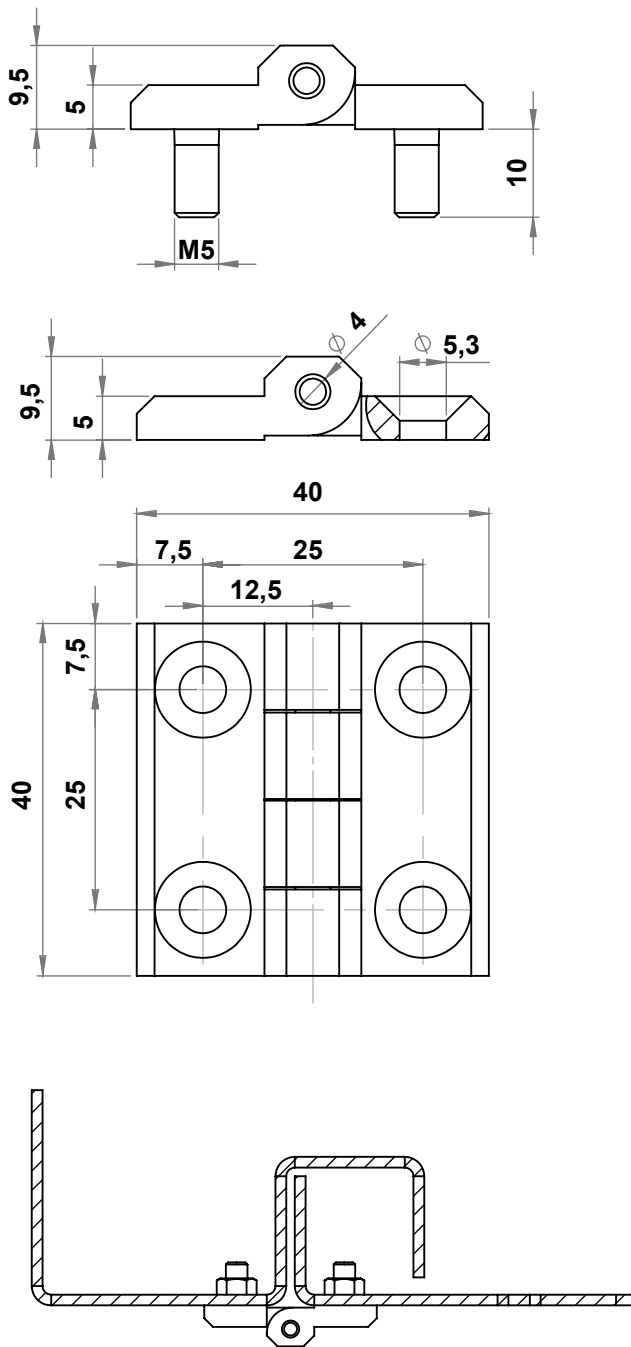
**3801 - 180° Hinge 40x40**

|       | Zinc die, Raw | Zinc die,<br>Black coated | Zinc die,<br>Chrome Plated |
|-------|---------------|---------------------------|----------------------------|
| Holes | 3801 - 200    | 3801 - 210                | 3801 - 220                 |



LH/RH

RoHS



Hinges for Flat Doors


### MATERIAL

**Housing** : Polyamide (PA6 GFR30), Black /  
Zinc die, chrome plated or black coated

**Pin** : Stainless steel AISI 304

**Studs** : Steel / Stainless steel AISI 304

\* Stainless steel version is available



### 3001 - 180° Hinge 40x40

|   | PA,<br>Black | Zinc die,<br>Raw | Zinc die,<br>Black coated | Zinc die,<br>Chrome Plated |
|---|--------------|------------------|---------------------------|----------------------------|
| Holes                                       | 3009 - 100   | 3001 - 200       | 3001 - 210                | 3001 - 220                 |
| With Studs                                  | -            | 3001 - 201       | 3001 - 211                | 3001 - 221                 |
| One side with holes,<br>one side with studs | -            | 3001 - 205       | 3001 - 215                | 3001 - 225                 |

The SS mark after the code means that the studs are stainless steel.

Example: 3011-211SS

RoHS



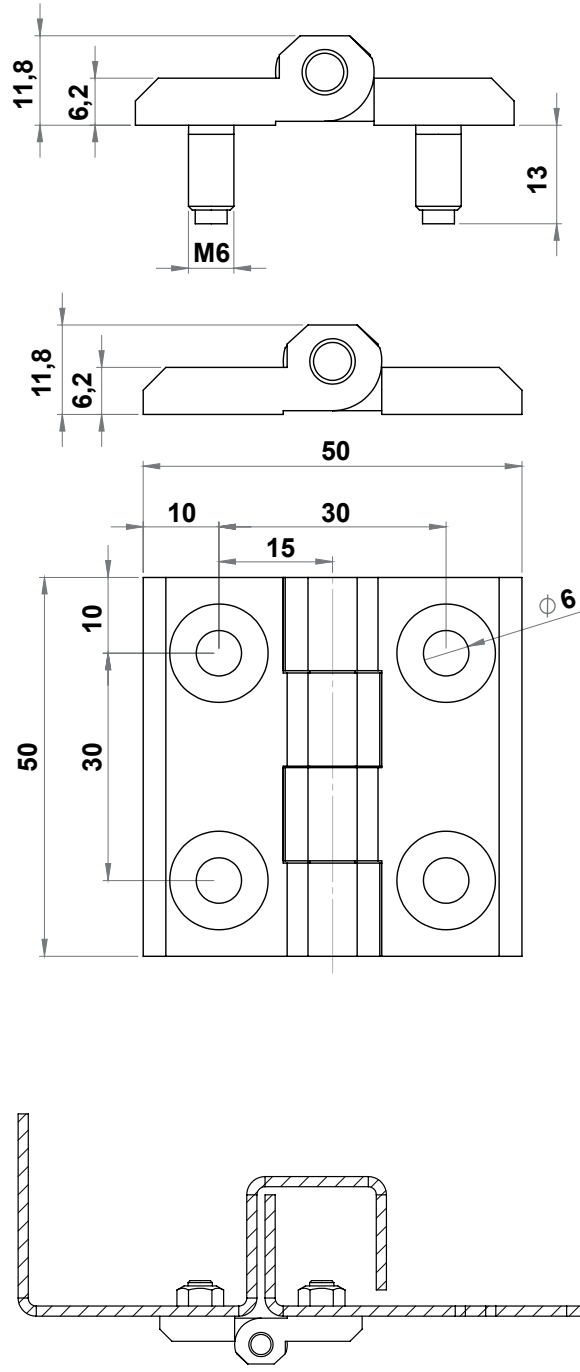
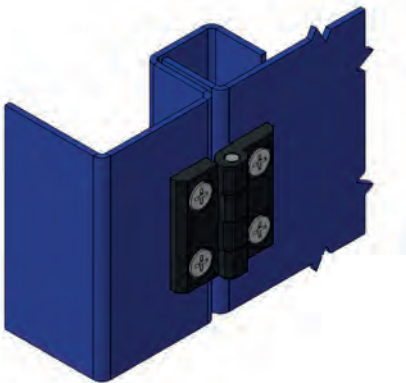
LH/RH



**MATERIAL**

- Housing** : Polyamide (PA6 GFR30), Black / Zinc die, chrome plated or black coated
- Pin** : AISI 304 Stainless steel
- Studs** : Steel, AISI 304 Stainless steel

\* Stainless steel version is available



**3011 - 180° Hinge 50x50**

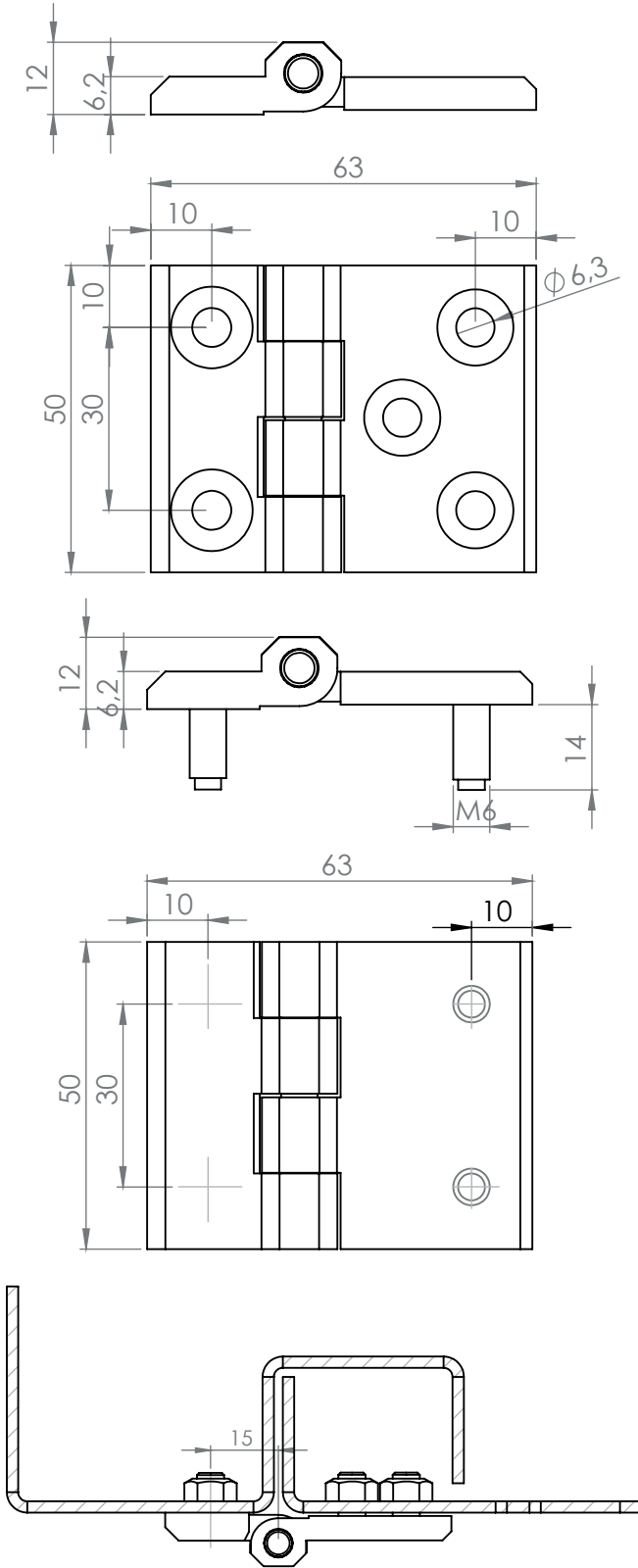
|  | Plastic (PA), Black | Zinc die, Raw | Zinc die, Black coated | Zinc die, Chrome Plated | AISI 316 Stainless steel |
|--|---------------------|---------------|------------------------|-------------------------|--------------------------|
| Holes                                    | 3012 - 100          | 3011 - 200    | 3011 - 210             | 3011 - 220              | 3011 - 500               |
| With Studs                               | -                   | 3011 - 201    | 3011 - 211             | 3011 - 221              | 3011 - 501               |
| One side with holes, one side with studs | -                   | 3011 - 205    | 3011 - 215             | 3011 - 225              |                          |

The SS mark after the code means that the studs are stainless steel.  
Example: 3011-211SS



LH/RH

RoHS



3081 - 180° Hinge 50x63

|                     | Zinc die, Raw | Zinc die, Black coated | Zinc die, Chrome Plated |
|---------------------|---------------|------------------------|-------------------------|
| Geniş parça 2 Holes | 3081 - 200    | 3081 - 210             | 3081 - 220              |
| Geniş parça 3 Holes | 3181 - 200    | 3181 - 210             | 3181 - 220              |
| With 4 Studs        | 3081 - 201    | 3081 - 211             | 3081 - 221              |

The SS mark after the code means that the studs are stainless steel.




Hinges for Flat Doors

MATERIAL

Housing: Zinc die, chrome plated or black coated

Pin : AISI 304 Stainless steel

\* Stainless steel version is available



RoHS



LH/RH

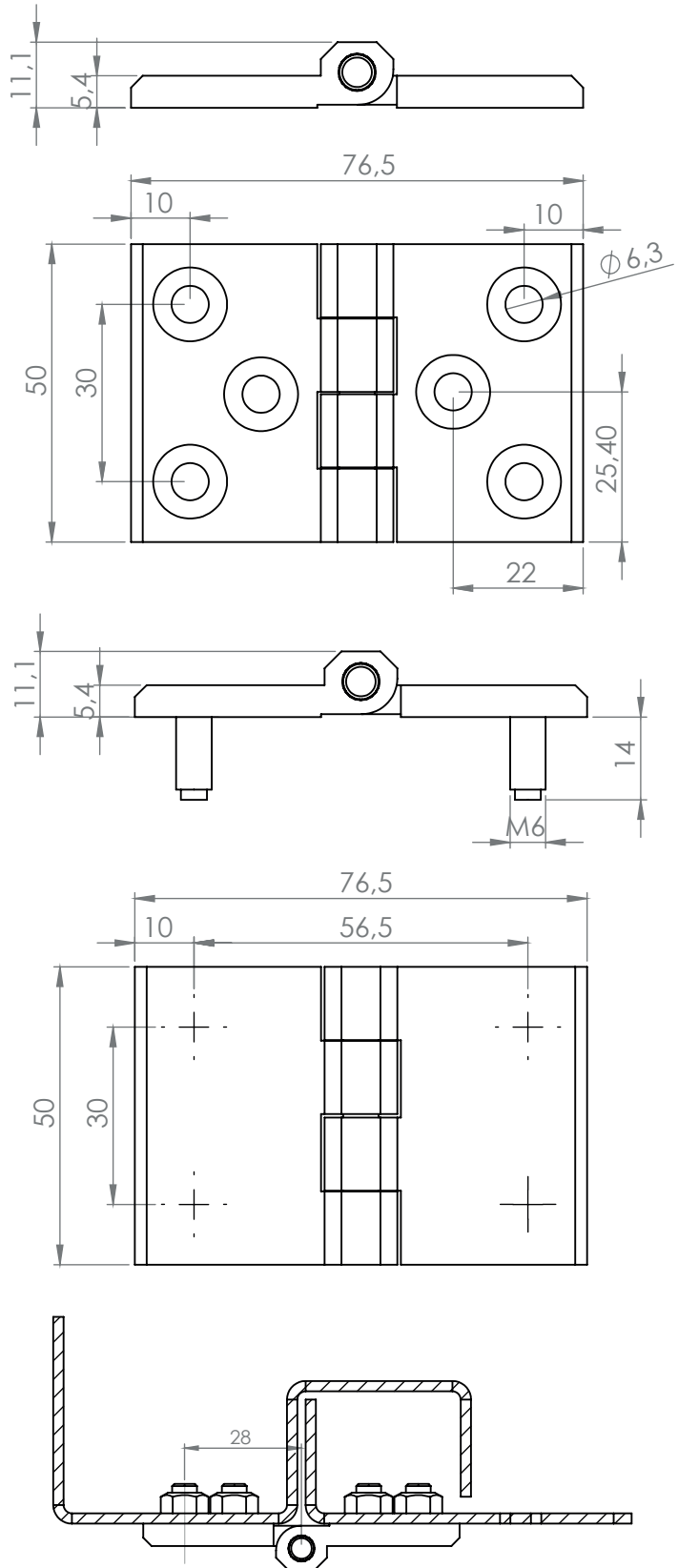



**MATERIAL**

**Housing:** Zinc die, chrome plated or black coated

**Pin** : AISI 304 Stainless steel

\* Stainless steel versions are available



**3080 - 180° Hinge**

|              | Zinc die, Raw | Zinc die Black coated | Zinc die Chrome Plated | AISI 316 Stainless steel |
|--------------|---------------|-----------------------|------------------------|--------------------------|
| 4 Holes      | 3080 - 200    | 3080 - 210            | 3080 - 220             | 3080 - 500               |
| 6 Holes      | 3180 - 200    | 3180 - 210            | 3180 - 220             |                          |
| With 4 Studs | 3080 - 201    | 3080 - 211            | 3080 - 221             | 3080 - 501               |

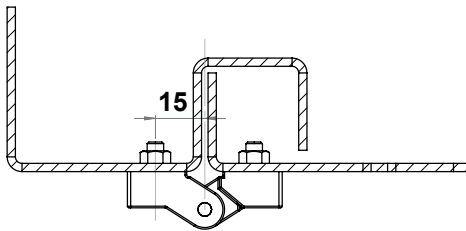
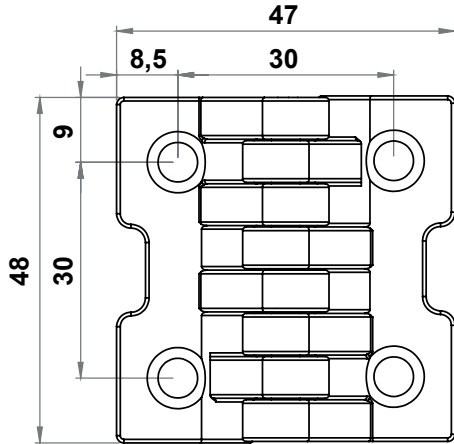
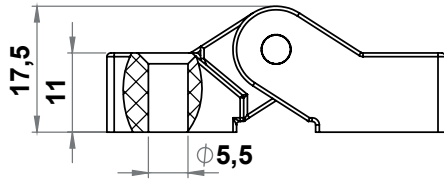
The SS mark after the code means that the studs are stainless steel.  
Example: 3011-211SS



LH/RH


RoHS





### MATERIAL

**Housing:** Polyamide (PA6 GFR30), Black  
**Pin** : Steel, zinc plated



### 3017 - 180° Hinge

|             |            |
|-------------|------------|
| Item Number | 3017 - 100 |
|-------------|------------|

RoHS



LH/RH

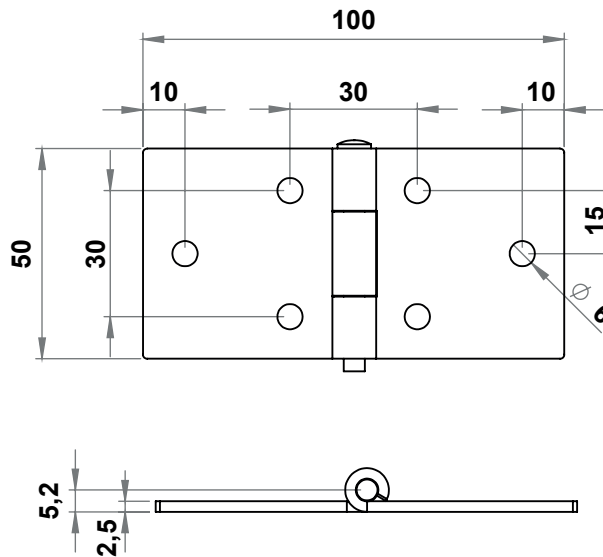
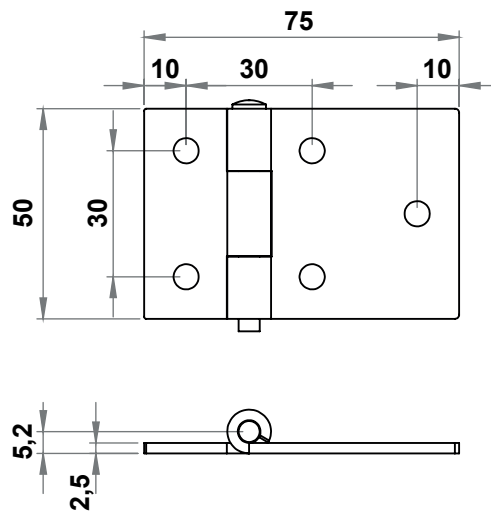
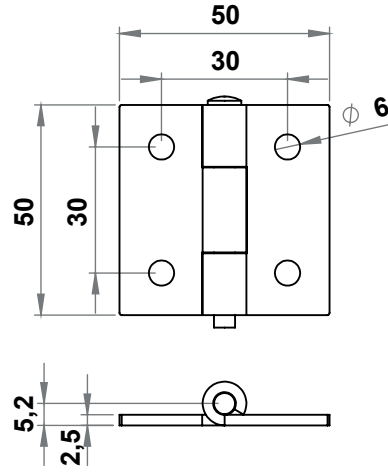



**MATERIAL**

**Housing** : Steel, black coated  
**Pin** : Stainless steel, AISI 303

Stainless steel versions are available

**Note** : Pin is riveted.



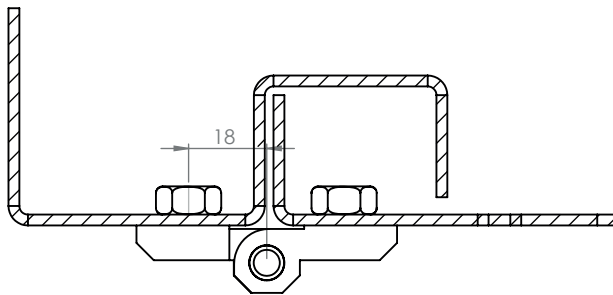
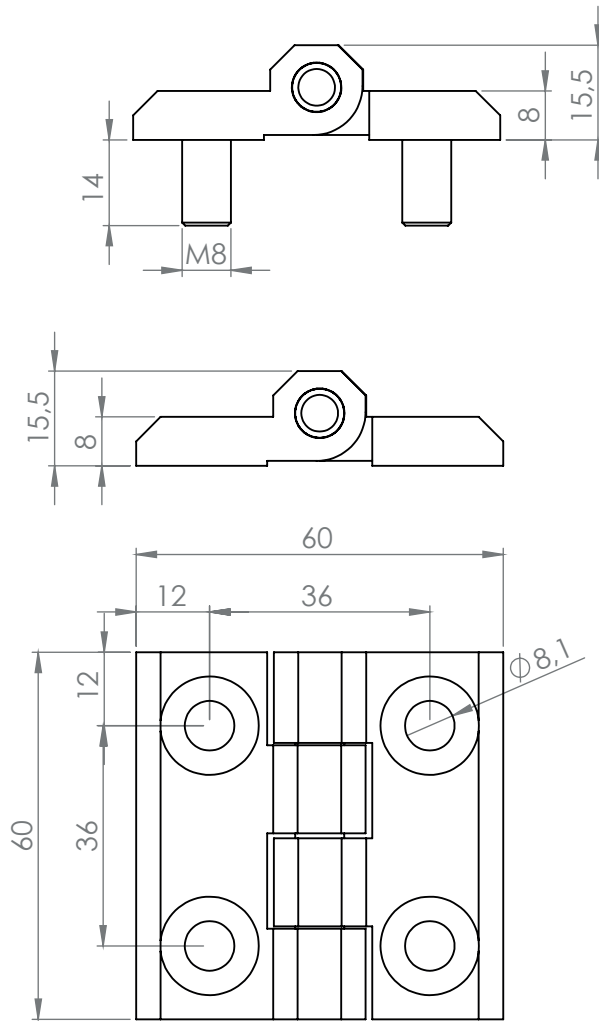
**3012 - 180° Hinge**

|                | Steel Zinc plated | AISI 304 Stainless steel |
|----------------|-------------------|--------------------------|
| 50 mm x 50 mm  | 3012 - 310        | 3012 - 500               |
| 50 mm x 75 mm  | 3065 - 310        | 3065 - 310               |
| 50 mm x 100 mm | 3066 - 310        | 3066 - 310               |



LH/RH


RoHS



### 3013 - 180° Hinge

|   | PA,<br>Black | Zinc die,<br>Raw | Zinc die,<br>Black<br>coated | Zinc die,<br>Chrome<br>Plated | AISI 316<br>Stainless<br>steel |
|---|--------------|------------------|------------------------------|-------------------------------|--------------------------------|
| Holes                                       | 3013 - 100   | 3013 - 200       | 3013 - 210                   | 3013 - 220                    | 3013 - 500                     |
| With Studs                                  | -            | 3013 - 201       | 3013 - 211                   | 3013 - 221                    | 3013 - 501                     |
| One side with holes,<br>one side with studs | -            | 3013 - 205       | 3013 - 215                   | 3013 - 225                    | -                              |

The S mark after the code means that the pin is stainless steel, the SS mark after the code means the pin and the studs are stainless steel



Hinges for Flat Doors

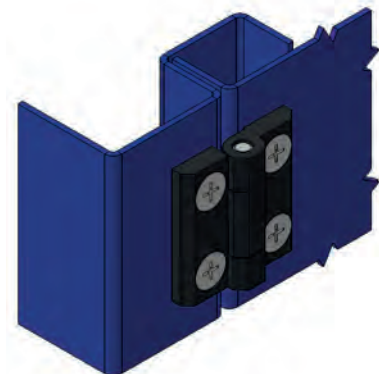
### MATERIAL

**Housing** : Polyamide (PA6 GFR30), Black/  
Zinc die, chrome plated or black coated

**Pin** : Steel / AISI 304 Stainless steel

**Studs** : Steel / AISI 304 Stainless steel

\* Stainless steel versions are available



RoHS



LH/RH

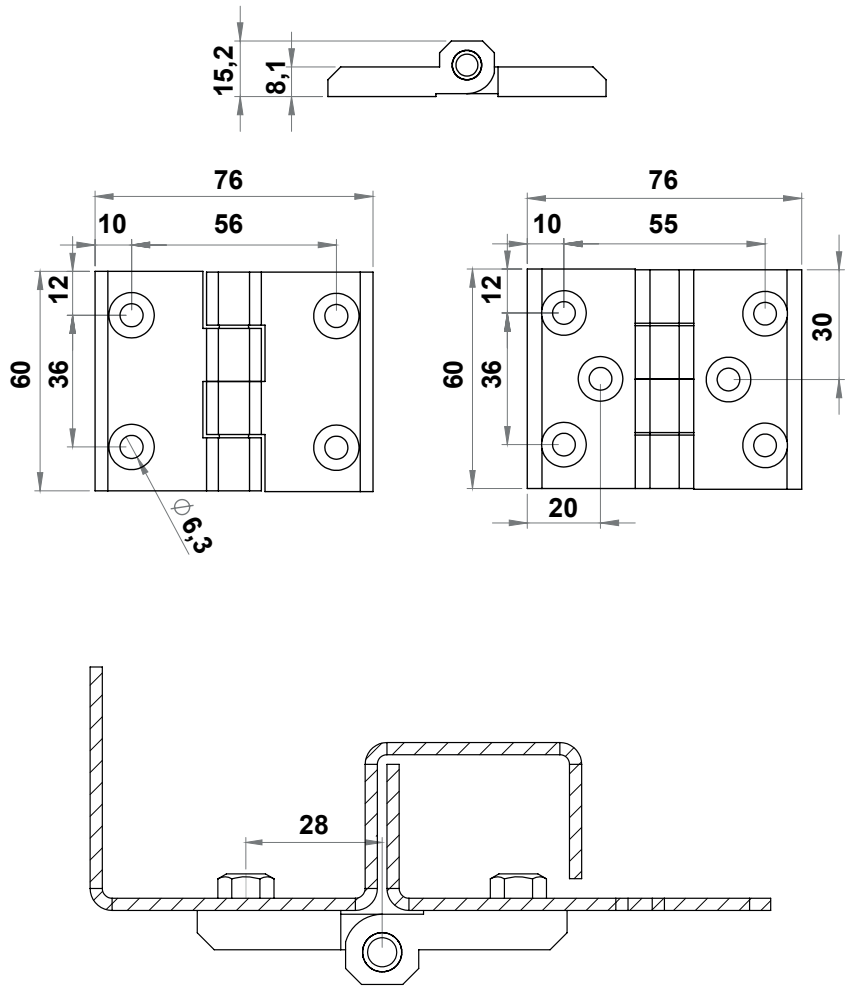



**MATERIAL**

**Housing:** Zinc die, chrome plated or black coated

**Pin** : Steel / AISI 304 Stainless steel

\* Stainless steel version is available



**3015 - 180° Hinge**

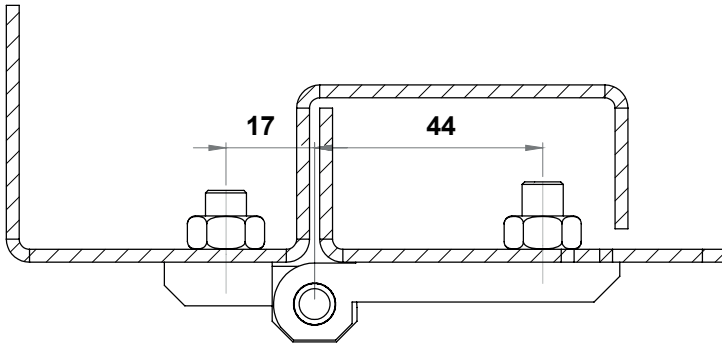
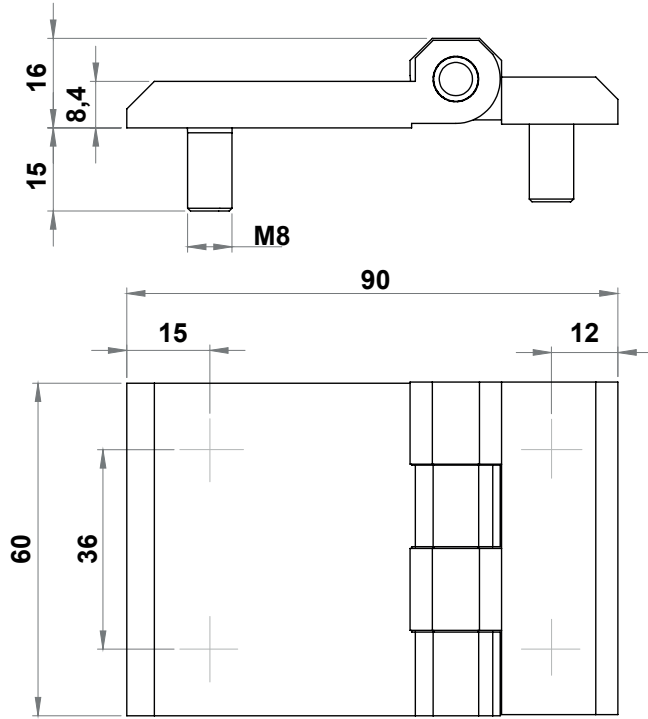
|         | Zinc die Raw | Zinc die Black coated | Zinc die Chrome Plated |
|---------|--------------|-----------------------|------------------------|
| 4 Holes | 3015 - 200   | 3015 - 210            | 3015 - 220             |
| 6 Holes | 3016 - 200   | 3016 - 210            | 3016 - 220             |

The S mark after the code means that the pin is stainless steel, the SS mark after the code means the pin and the studs are stainless steel



LH/RH

RoHS



3014 - 180° Hinge

|   | Raw        | Black coated | Chrome Plated | AISI 316 Stainless steel |
|---|------------|--------------|---------------|--------------------------|
| With Studs                                  | 3014 - 201 | 3014 - 211   | 3014 - 221    | 3014 - 501               |
| Kısa taraflı Holes, uzun taraflı With Studs | 3083 - 201 | 3083 - 211   | 3083 - 221    | 3083 - 501               |

The S mark after the code means that the pin is stainless steel, the SS mark after the code means the pin and the studs are stainless steel



Hinges for Flat Doors

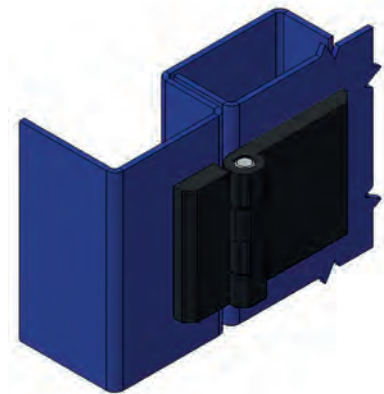
MATERIAL

**Housing:** Zinc die, chrome plated or black coated

**Pin** : Steel / AISI 304 Stainless steel

**Studs** : Steel / AISI 304 Stainless steel

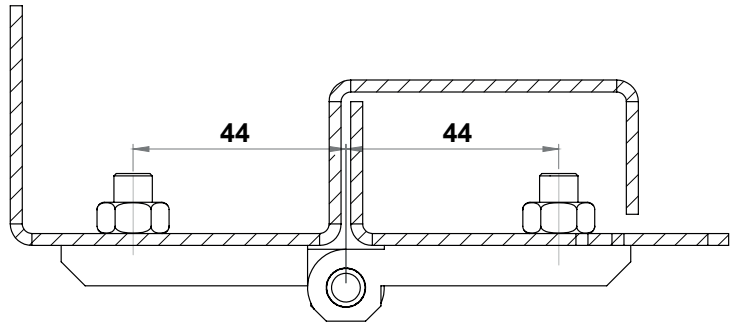
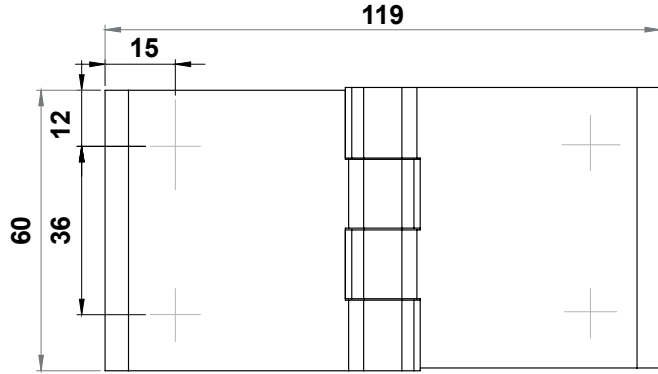
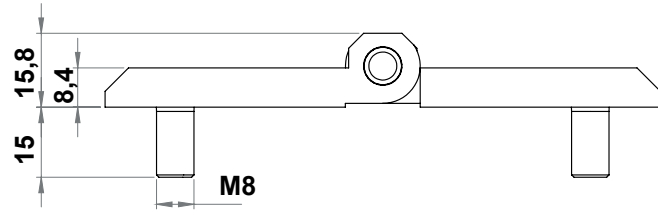

\* Stainless steel version is available



RoHS




LH/RH



**MATERIAL**

- Housing** : Zinc die, chrome plated or black coated
- Pin** : Steel / Stainless steel AISI 304
- Studs** : Steel / Stainless steel AISI 304



**3022 - 180° Hinge**

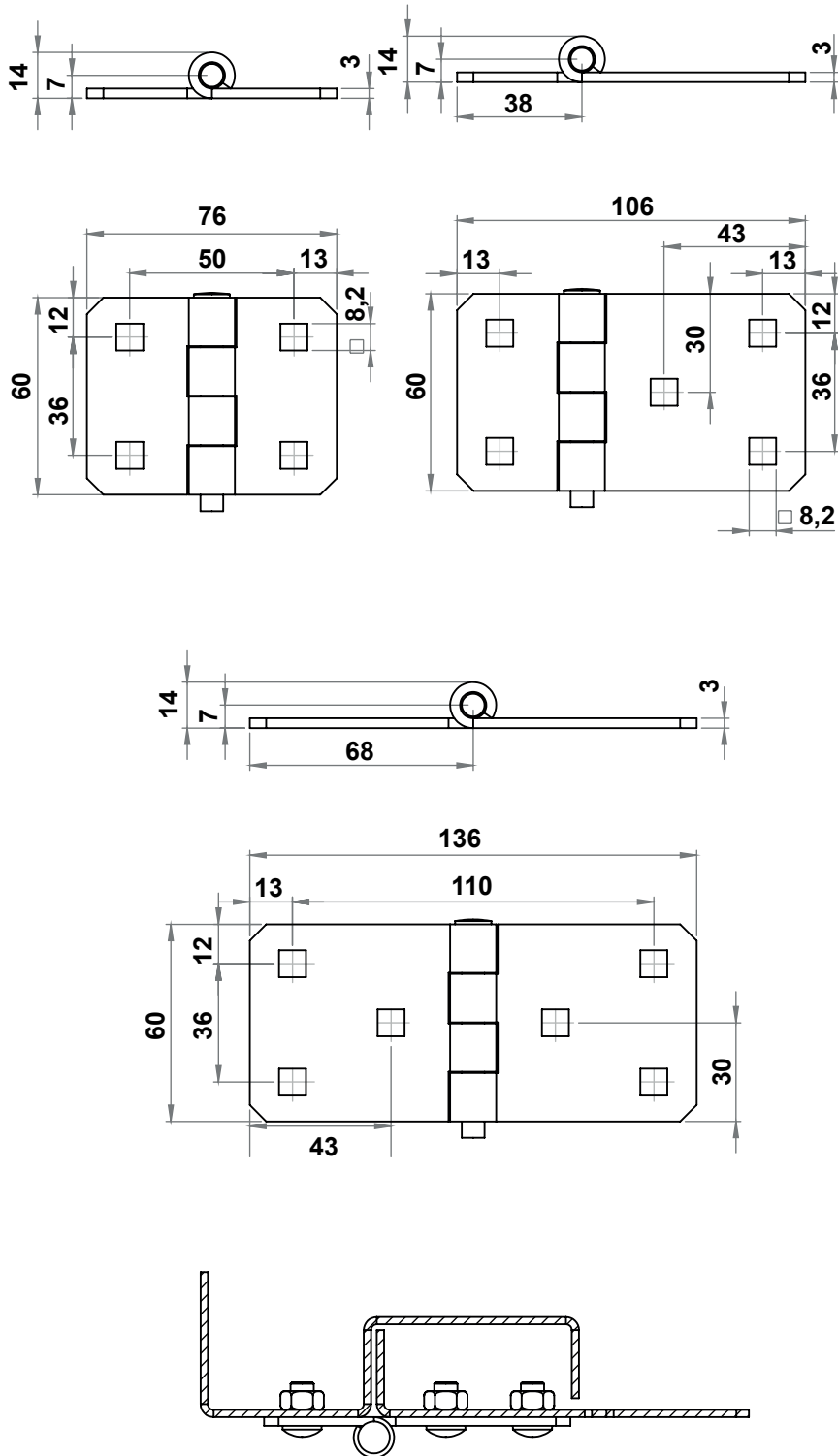
|             | Zinc die Raw | Zinc die Black coated | Zinc die Chrome Plated | AISI 316 Stainless steel |
|-------------|--------------|-----------------------|------------------------|--------------------------|
| Item Number | 3022 - 201   | 3022 - 211            | 3022 - 221             | 3022 - 501               |

The S mark after the code means that the pin is stainless steel, the SS mark after the code means the pin and the studs are stainless steel



LH/RH

RoHS



### 3114, 3113, 3093 - 180° Hinge

|          | Steel,<br>Black coated | Stainless steel<br>Steel |
|----------|------------------------|--------------------------|
| 60 x 76  | 3114 - 310             | 3114 - 500               |
| 60 x 106 | 3113 - 310             | 3113 - 500               |
| 60 x 136 | 3093 - 310             | 3114 - 500               |


If you need the square head screws, please add-V to the end of the code.  
Exp: 3113-310-V



### MATERIAL

**Housing** : Steel, black coated /  
Stainless steel, AISI 304  
**Pin** : Stainless steel, AISI 303

**Note** : Pin is riveted.



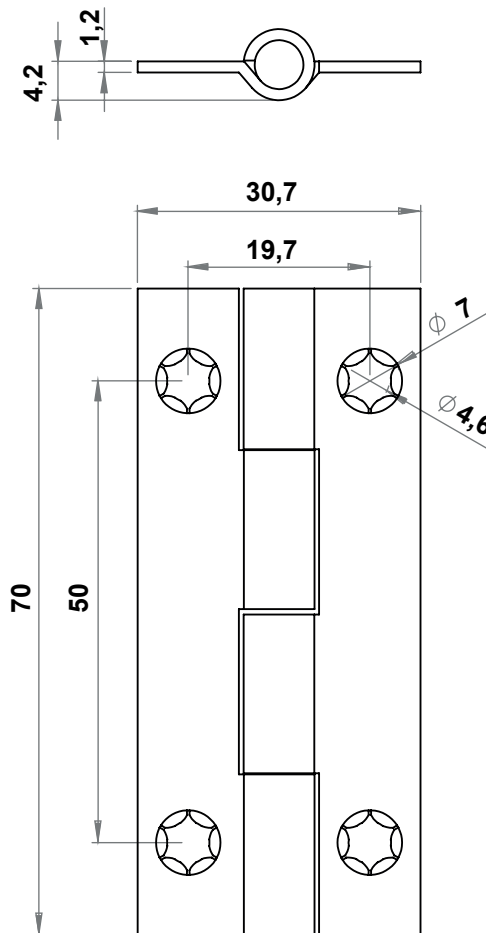
Hinges for Flat Doors

RoHS



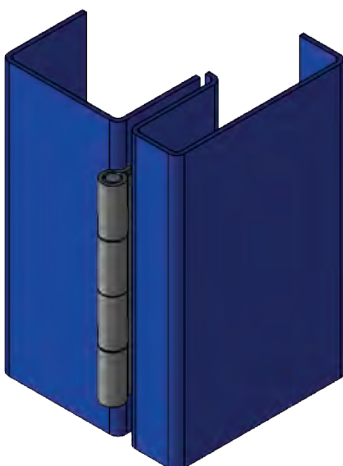
LR/LH

Hinges for Flat Doors



**MATERIAL**

**Housing** : Steel, zinc plated /  
 AISI 304 Stainless steel  
**Pin** : Stainless steel, AISI 303



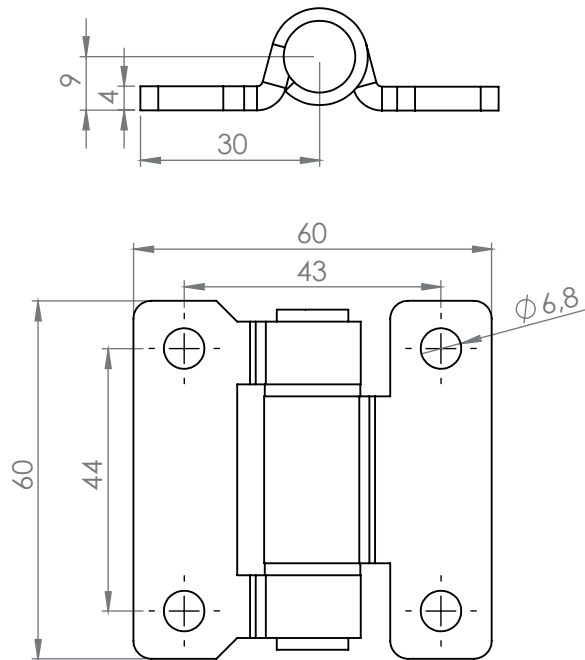
**3121 - 180° Hinge**

|             | Steel,<br>Zinc plated | AISI 304<br>Stainless steel |
|-------------|-----------------------|-----------------------------|
| Item Number | 3121 - 310            | 3121 - 500                  |

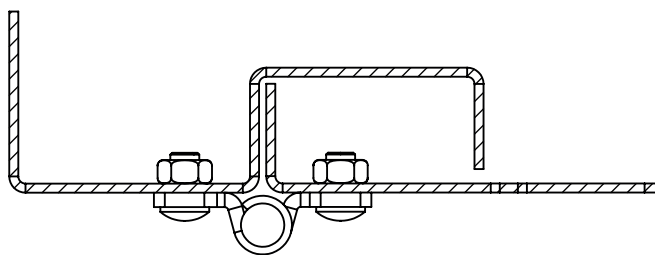
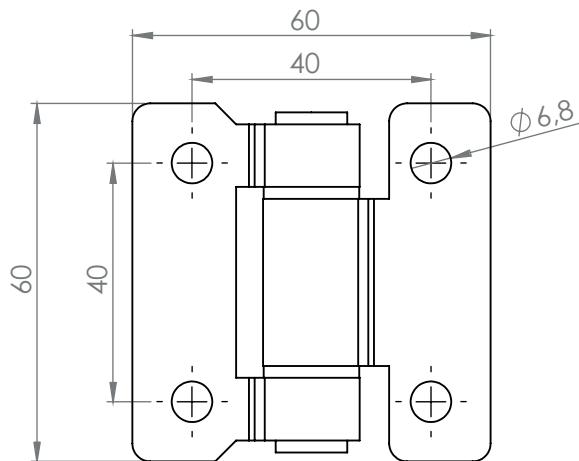




**3101**



**3106**



### 3101 - 180° Hinge

|             | Steel,<br>Black coated | AISI 304<br>Stainless steel |
|-------------|------------------------|-----------------------------|
| Item Number | 3101 - 310             | 3101 - 500                  |

### 3106 - 180° Hinge

|             | Steel,<br>Black coated | AISI 304<br>Stainless steel |
|-------------|------------------------|-----------------------------|
| Item Number | 3106 - 310             | 3106 - 500                  |



Hinges for Flat Doors

### MATERIAL

**Housing** : Steel, black coated /  
Stainless steel, AISI 304

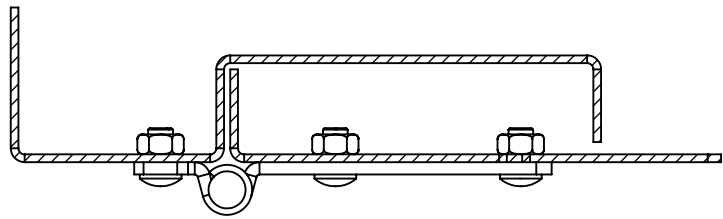
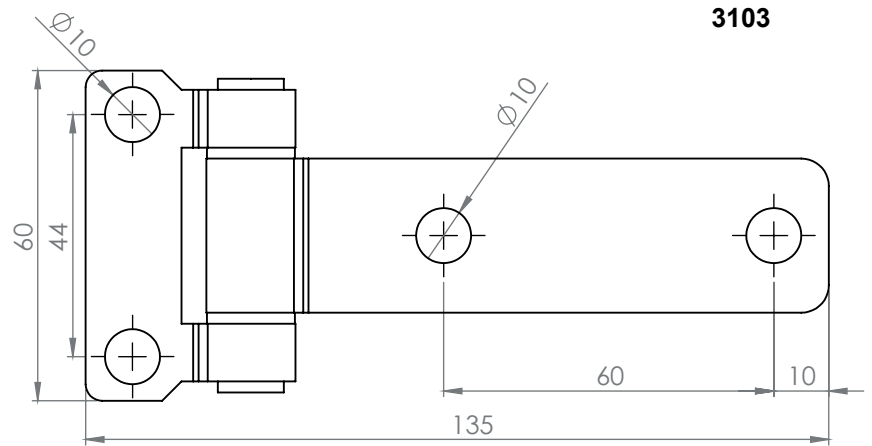
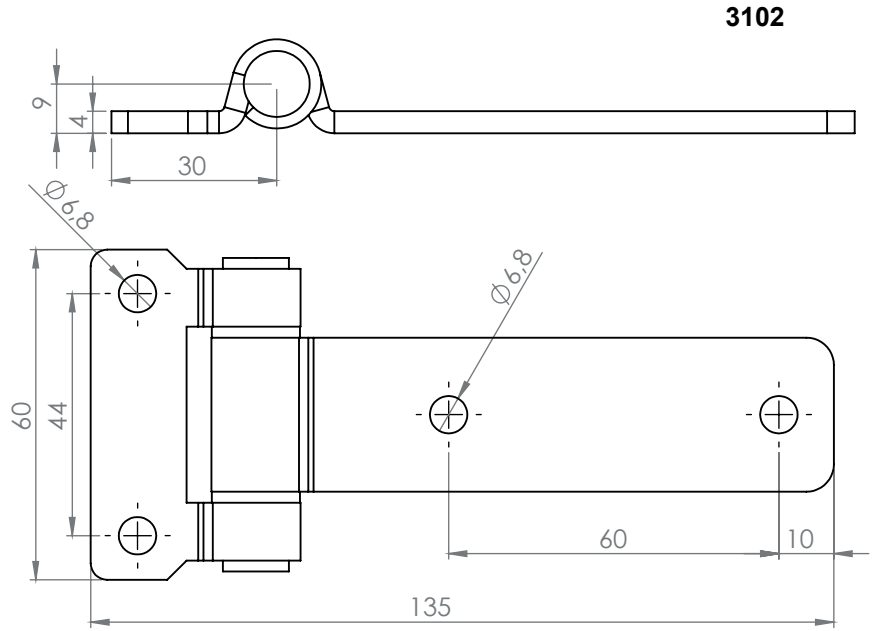
**Pin** : Stainless steel, AISI 303

**Note** : Pin is riveted.

RoHS

LH/RH





**MATERIAL**

**Housing:** Steel, black coated /  
Stainless steel, AISI 304  
**Pin** : Stainless steel, AISI 303

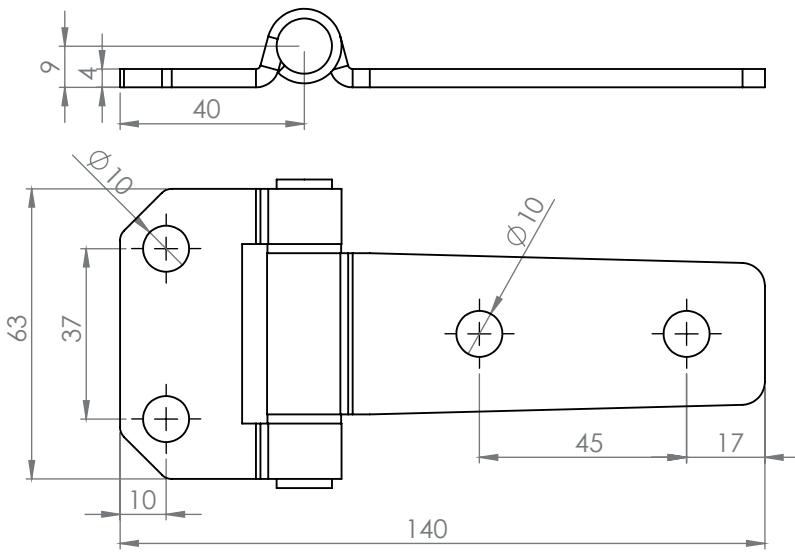
**3102 - 180° Hinge**

|             | Steel,<br>Black coated | Stainless steel<br>AISI 304 |
|-------------|------------------------|-----------------------------|
| Item Number | 3102 - 310             | 3102 - 500                  |

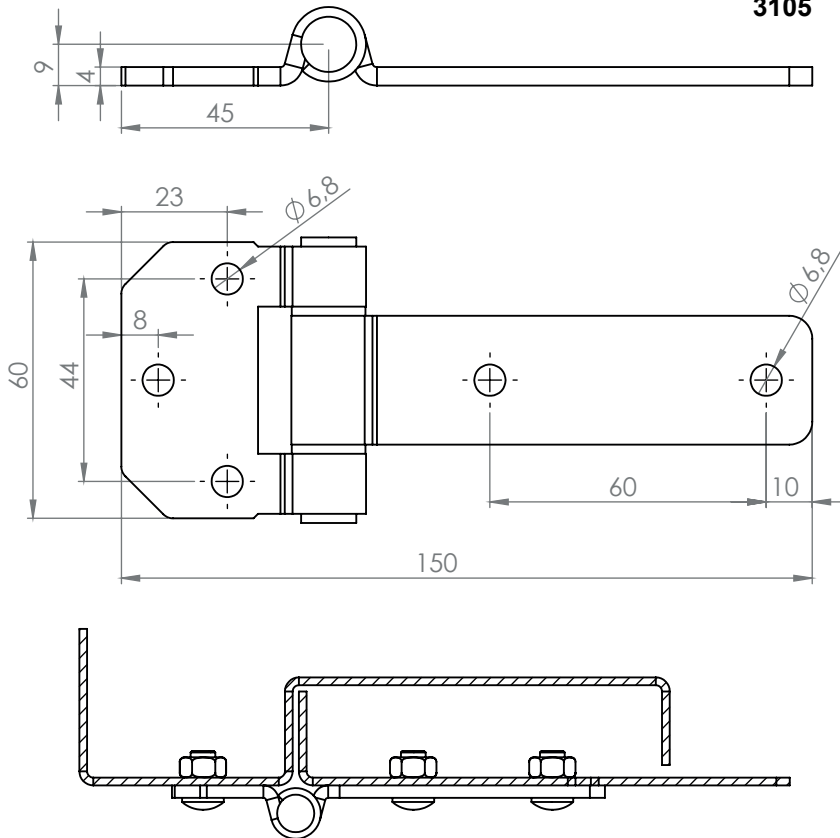
**3103 - 180° Hinge**

|             | Steel,<br>Black coated | Stainless steel<br>AISI 304 |
|-------------|------------------------|-----------------------------|
| Item Number | 3103 - 310             | 3103 - 500                  |

## 3104



## 3105



### 3104 - 180° Hinge

|             | Steel,<br>Black coated | Stainless steel<br>AISI 304 |
|-------------|------------------------|-----------------------------|
| Item Number | 3104 - 310             | 3104 - 500                  |

### 3105 - 180° Hinge

|             | Steel,<br>Black coated | Stainless steel<br>AISI 304 |
|-------------|------------------------|-----------------------------|
| Item Number | 3105 - 310             | 3105 - 500                  |



Hinges for Flat Doors


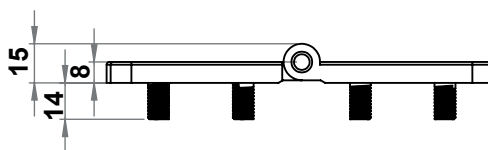
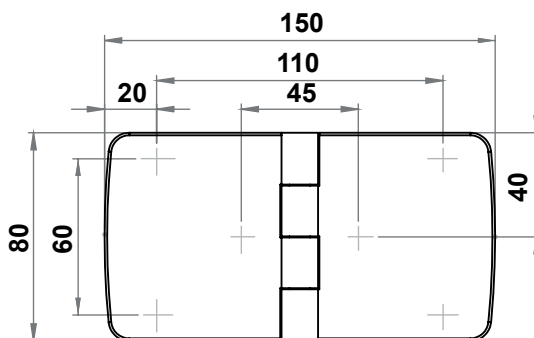
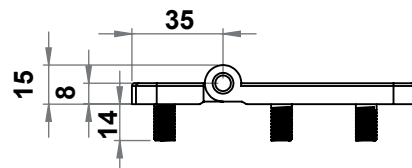
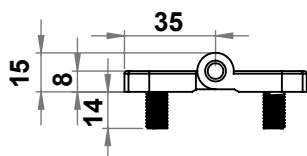
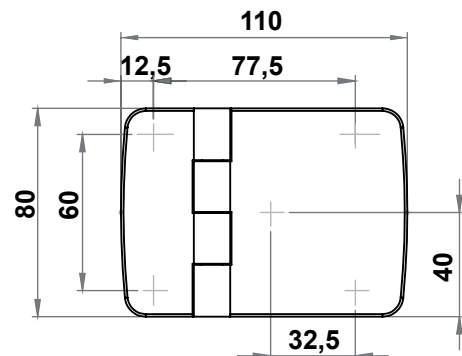
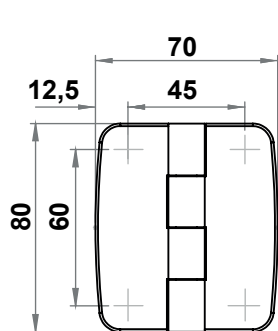
### MATERIAL

**Housing:** Steel, black coated /  
Stainless steel, AISI 304  
**Pin** : Stainless steel, AISI 303

RoHS

LH/RH

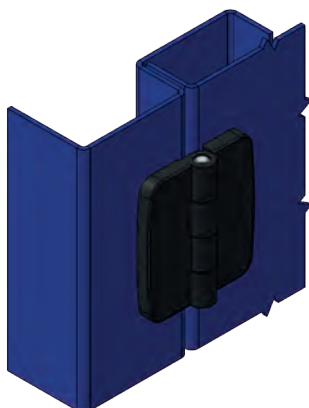




**MATERIAL**

**Housing:** Zinc die, black coated

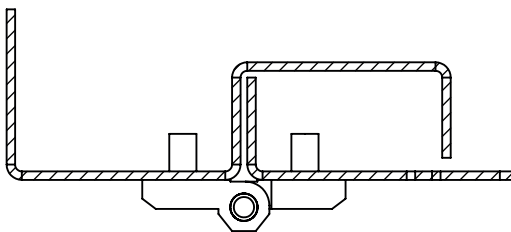
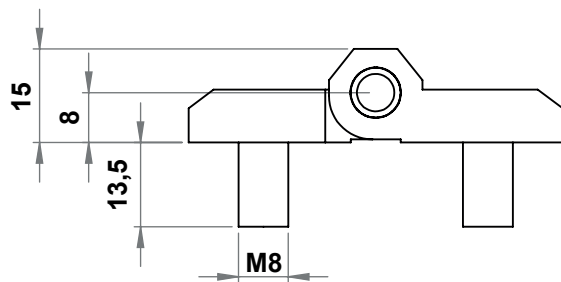
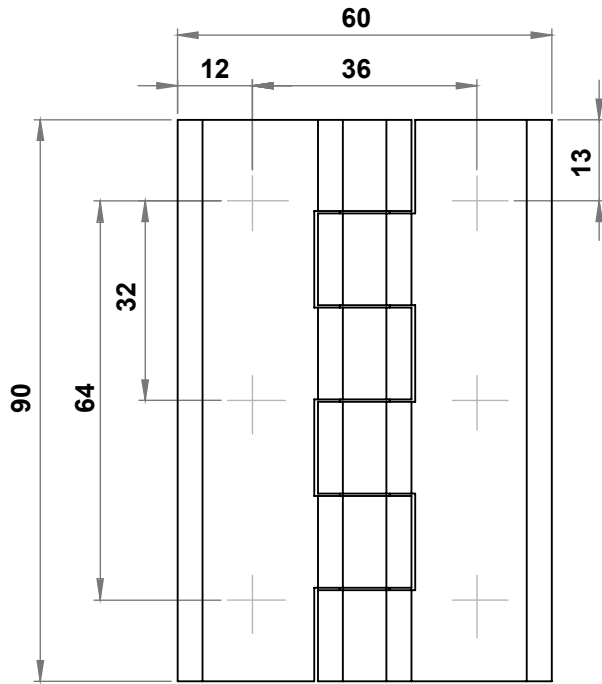
**Pin** : Stell / Stainless steel AISI 303



**3123 - 180° Hinge**

| Item Number | Zinc die Black coated |
|-------------|-----------------------|
| 80 x 70     | 3123 - 211            |
| 80 x 110    | 3107 - 211            |
| 80 x 150    | 3108 - 211            |



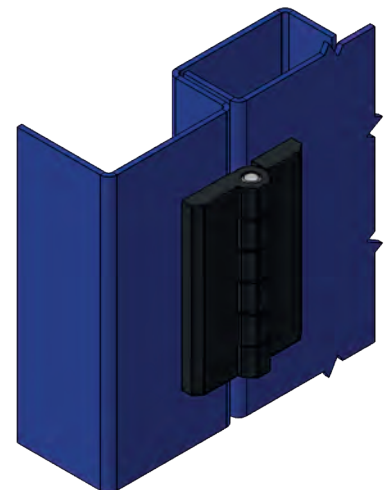


Hinges for Flat Doors

### MATERIAL

**Housing:** Zinc die, black coated or Chrome Plated

**Pin** : Steel / Stainless steel AISI 303



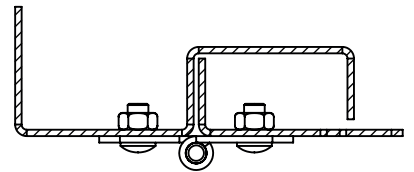
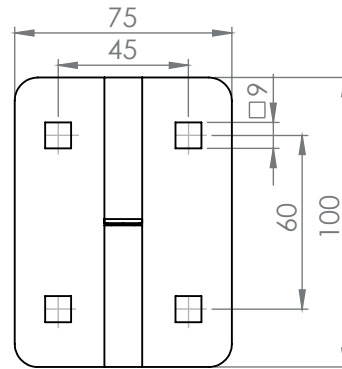
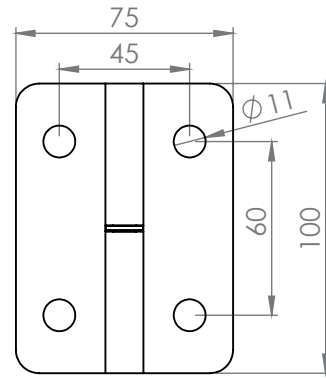
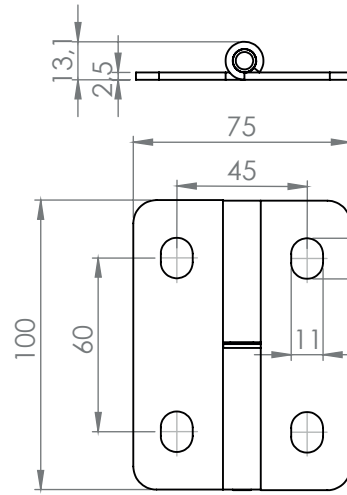
### 3130 - 180° Hinge

|             | Zinc die<br>Black coated | Zinc die<br>Chrome Plated |
|-------------|--------------------------|---------------------------|
| Item Number | 3130-210                 | 3130-220                  |

RoHS

LH/RH

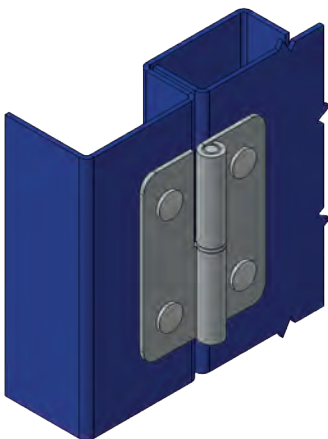




**MATERIAL**

**Housing:** Steel, black coated,  
Stainless steel, AISI 304

**Pin** : Stainless steel, AISI 303

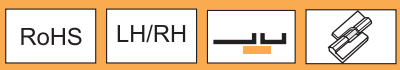


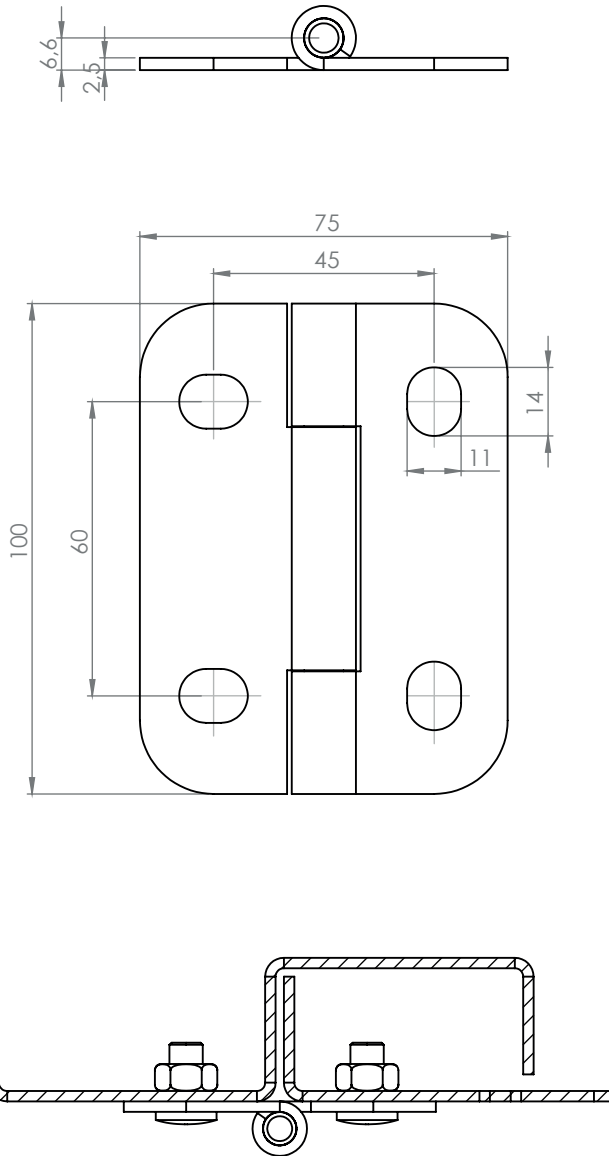
**3122 - 180° Hinge**

| Oval Holes | Steel, Black coated | AISI 304 Stainless steel |
|------------|---------------------|--------------------------|
| RH         | 3122 - 612          | 3122 - 750               |
| LH         | 3122 - 611          | 3122 - 700               |

| Round Holes | Steel, Black coated | AISI 304 Stainless steel |
|-------------|---------------------|--------------------------|
| RH          | 3122 - 312          | 3122 - 550               |
| LH          | 3122 - 311          | 3122 - 500               |

| Square Holes | Steel, Black coated | AISI 304 Stainless steel |
|--------------|---------------------|--------------------------|
| RH           | 3122 - 412          | 3122 - 650               |
| LH           | 3122 - 411          | 3122 - 600               |





Hinges for Flat Doors

**MATERIAL**

**Housing:** Steel, black coated  
 Stainless steel AISI 304  
**Pin** : Stainless steel AISI 303

**Note** : Pin is riveted.

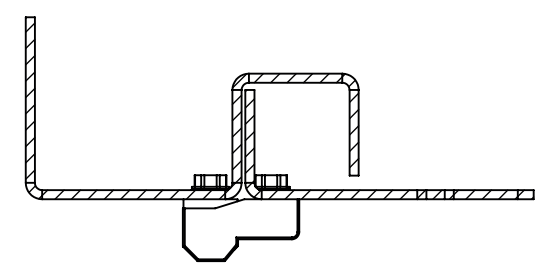
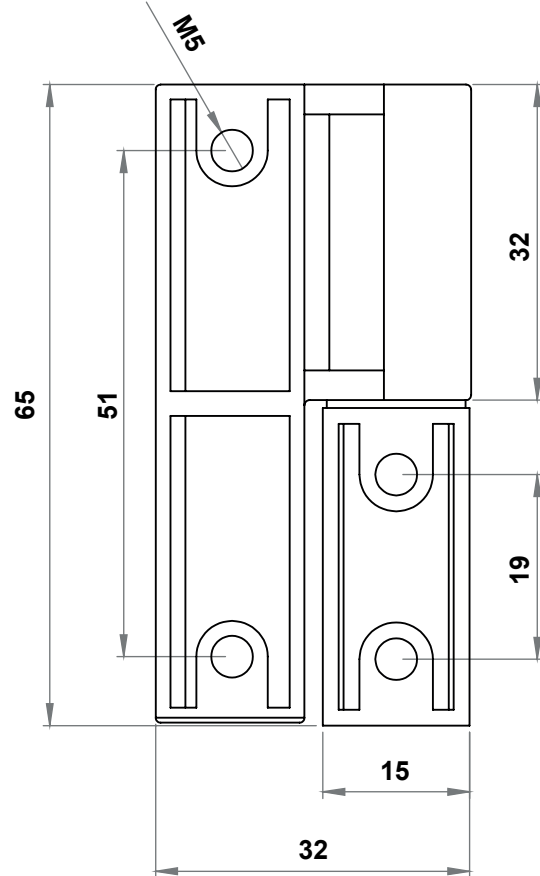
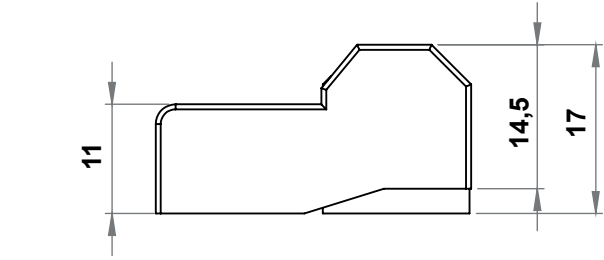
**3222 - 180° Hinge**

|             | Steel<br>Black coated | AISI 304<br>Stainless steel | AISI 304 Stainless steel<br>Black coated |
|-------------|-----------------------|-----------------------------|--|
| Item Number | 3122 - 310            | 3222 - 500                  | 3222 - 510                               |

RoHS

LH/RH

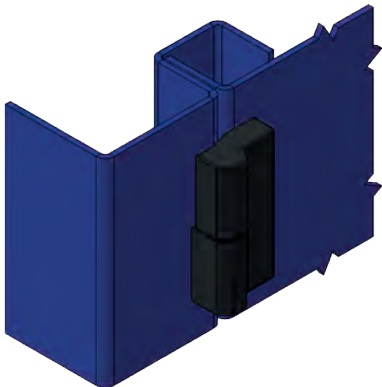




**MATERIAL**

**Housing:** Zinc die, chrome plated or black coated

**Pin** : Steel, zinc plated

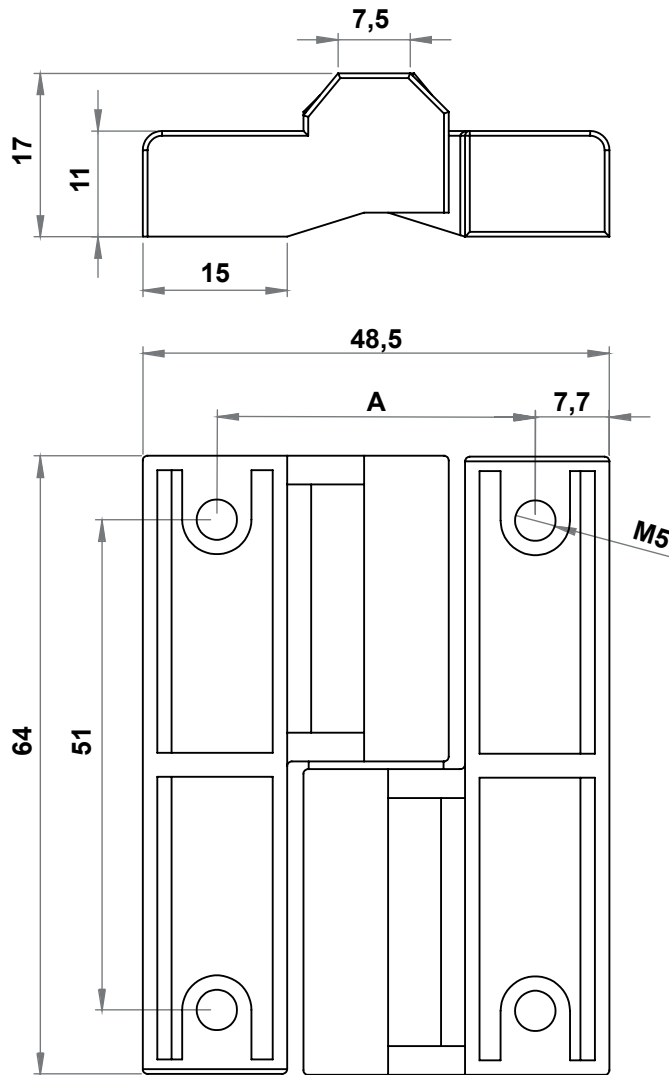


**3071 - 180° Lift-off Hinge**

|    | Zinc die Raw | Zinc die Black coated | Zinc die Chrome Plated |
|----|--------------|-----------------------|------------------------|
| RH | 3071 - 200   | 3071 - 210            | 3071 - 220             |
| LH | 3171 - 200   | 3171 - 210            | 3171 - 220             |





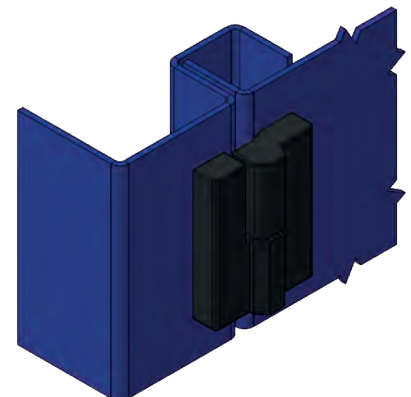


Hinges for Flat Doors

### MATERIAL

**Housing:** Zinc die, chrome plated or black coated

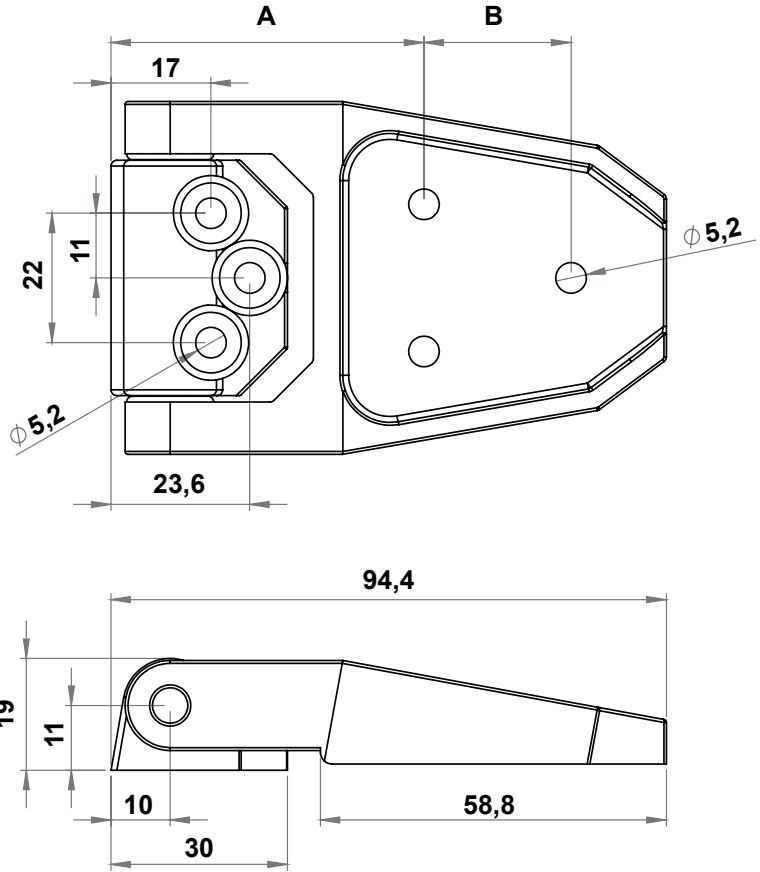
**Pin** : Steel, zinc plated



### 3059 - 180° Lift-off Hinge

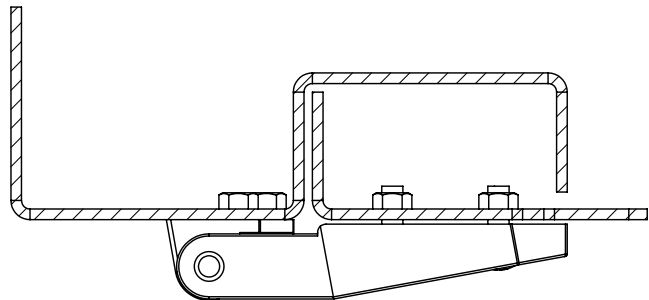
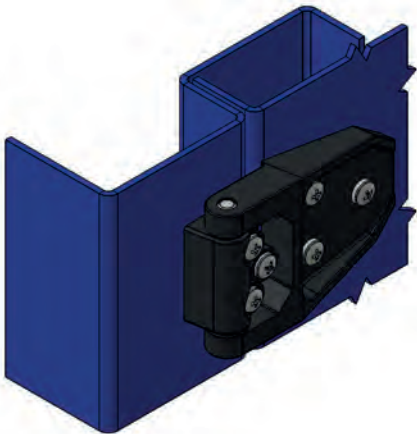
| A  |    | Zinc die Raw   | Zinc die Black coated | Zinc die Chrome Plated |
|----|----|----------------|-----------------------|------------------------|
| 33 | RH | 3059 - 200     | 3059 - 210            | 3059 - 220             |
|    | LH | 3159 - 200     | 3159 - 210            | 3159 - 220             |
| 35 | RH | 3059 - 200 - A | 3059 - 210 - A        | 3059 - 220 - A         |
|    | LH | 3159 - 200 - A | 3159 - 210 - A        | 3159 - 220 - A         |





**MATERIAL**

**Housing:** Polyamide (PA6 GFR30), Black  
**Pin** : Steel, zinc plated



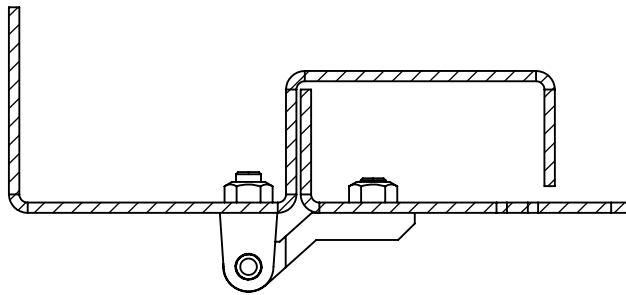
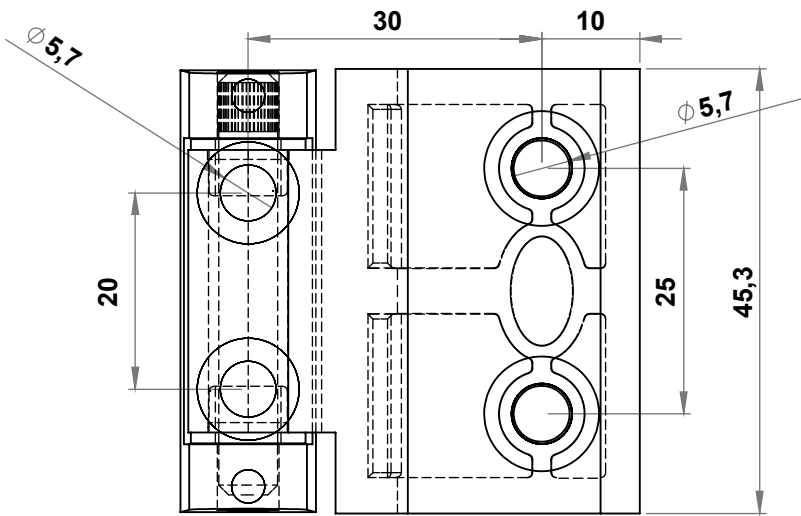
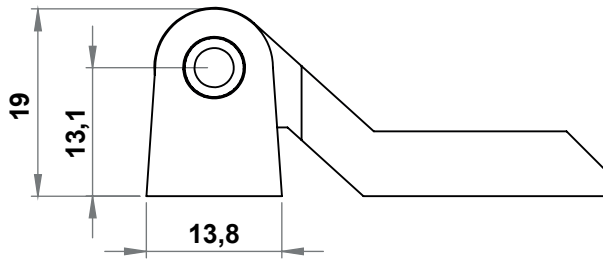
**3010 - 180° Hinge**

| A    | B  | Item Number |
|------|----|-------------|
| 53,2 | 25 | 3010 - 100  |
| 54   | 28 | 3010 - 400  |



LH/RH

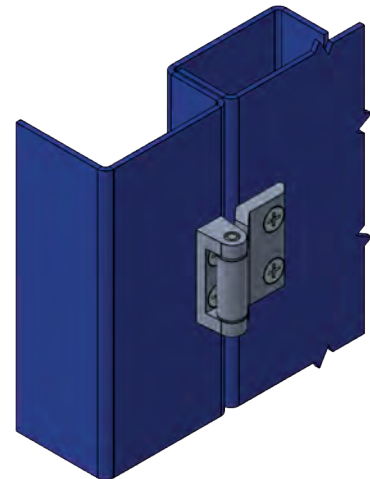
RoHS



**MATERIAL**

**Housing:** Zinc die, chrome plated or black coated

**Pin** : Steel, zinc plated



Hinges for Flat Doors

**3140 - 180° Hinge**

|             | Zinc die,<br>Black coated | Zinc die,<br>Chrome plated |
|-------------|---------------------------|----------------------------|
| Item Number | 3140 - 210                | 3140 - 220                 |

RoHS

LH/RH

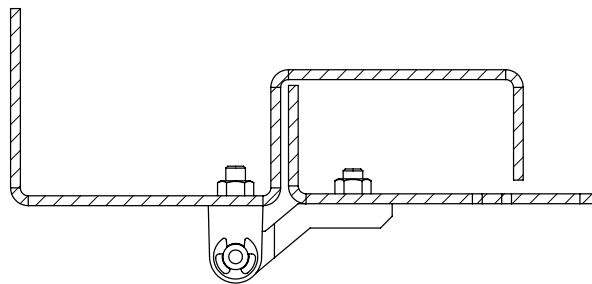
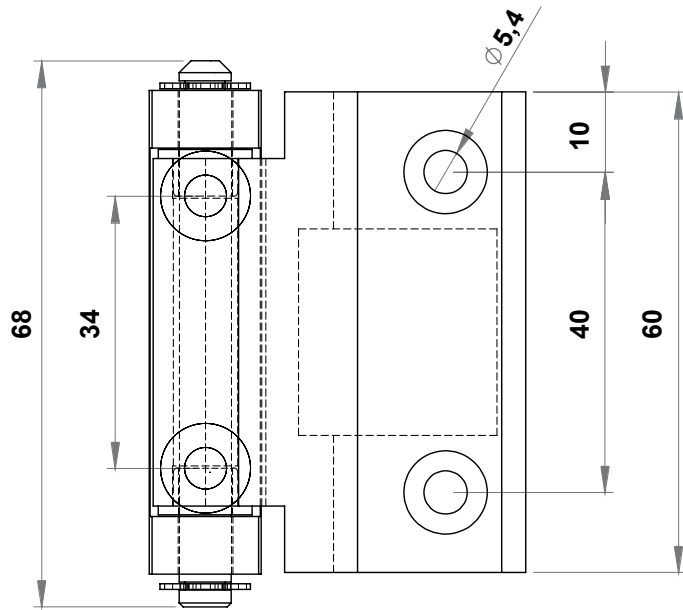
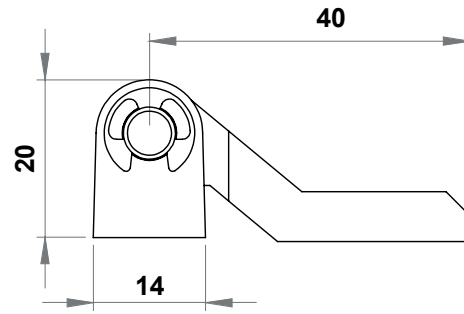



Hinges for Flat Doors



**MATERIAL**

- Housing:** Zinc die, chrome plated or black coated
- Pin** : Steel / AISI 304 Stainless steel
- Pullar** : Polyamide (PA6 GFR30)



**3020 - 170° Hinge**

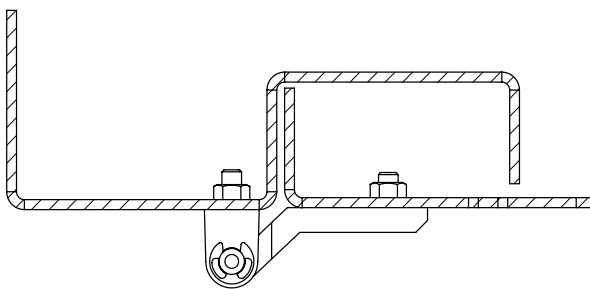
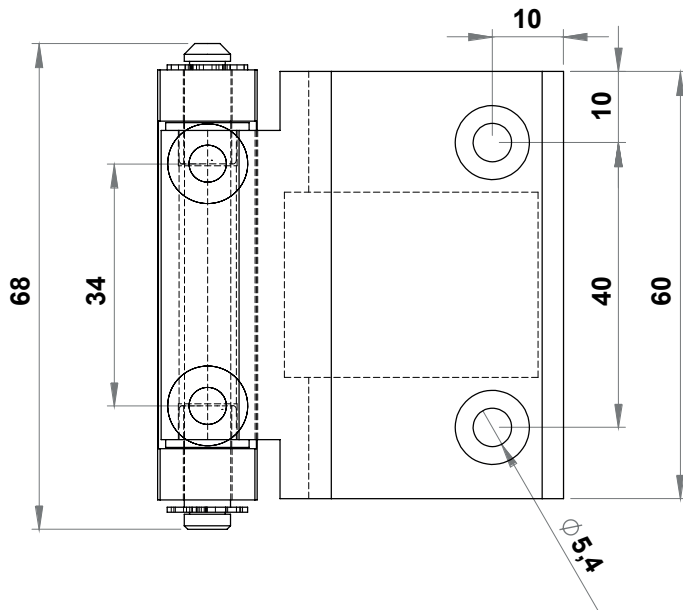
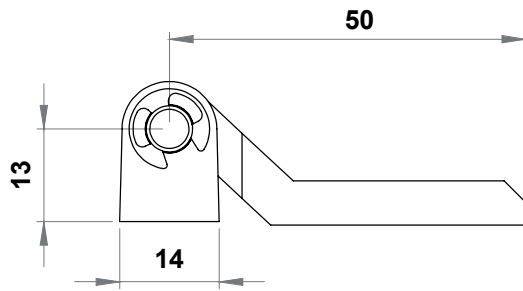
|           | Zinc die<br>Black coated | Zinc die<br>Chrome Plated |
|-----------|--------------------------|---------------------------|
| L=13,5 mm | 3020 - 210               | 3020 - 220                |
| L=23,5 mm | 3036 - 210               | 3036 - 220                |

The SS mark after the code means that the studs are stainless steel.

RoHS



LH/RH



Hinges for Flat Doors


### MATERIAL

**Housing:** Zinc die, chrome plated or black coated

**Pin** : Steel / AISI 304 Stainless steel

**Pullar** : Polyamide (PA6 GFR30)

Stainless steel version is available



### 3021 - 180° Hinge

|           | Zinc die<br>Black coated | Zinc die<br>Chrome Plated |
|-----------|--------------------------|---------------------------|
| L=13,5 mm | 3021 - 210               | 3021 - 220                |
| L=23,5 mm | 3030 - 210               | 3030 - 220                |

The SS mark after the code means that the studs are stainless steel.

RoHS



LH/RH

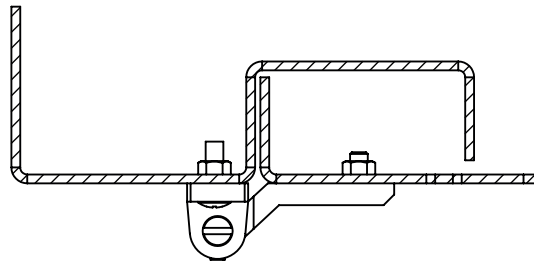
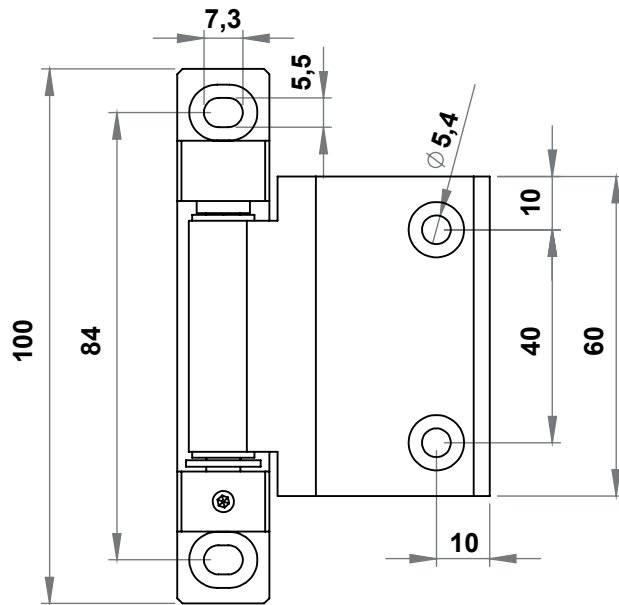
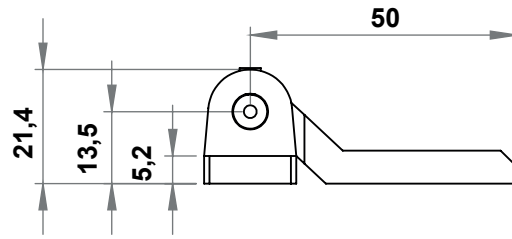
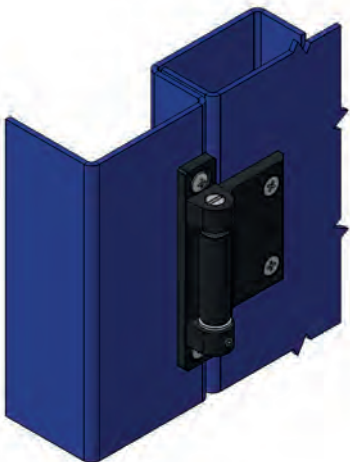


**MATERIAL**

**Housing:** Zinc die, chrome plated or black coated

**Pin :** Steel, AISI 304 Stainless steel

**Pullar :** Polyamide (PA6 GFR30)



**3019 - 2D Adjustable 180° Hinge**

|           | Zinc die<br>Black coated | Zinc die<br>Chrome Plated |
|-----------|--------------------------|---------------------------|
| RH        | 3019 - 210               | 3019 - 220                |
| LH        | 3019 - 216               | 3019 - 226                |
| Sabit Pin | 3019 - 217               | 3019 - 227                |

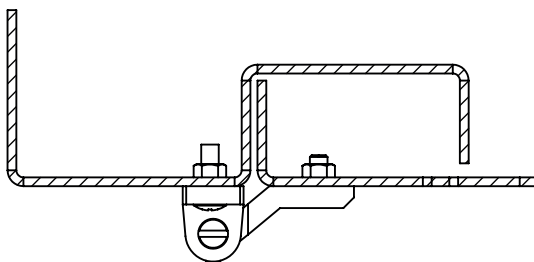
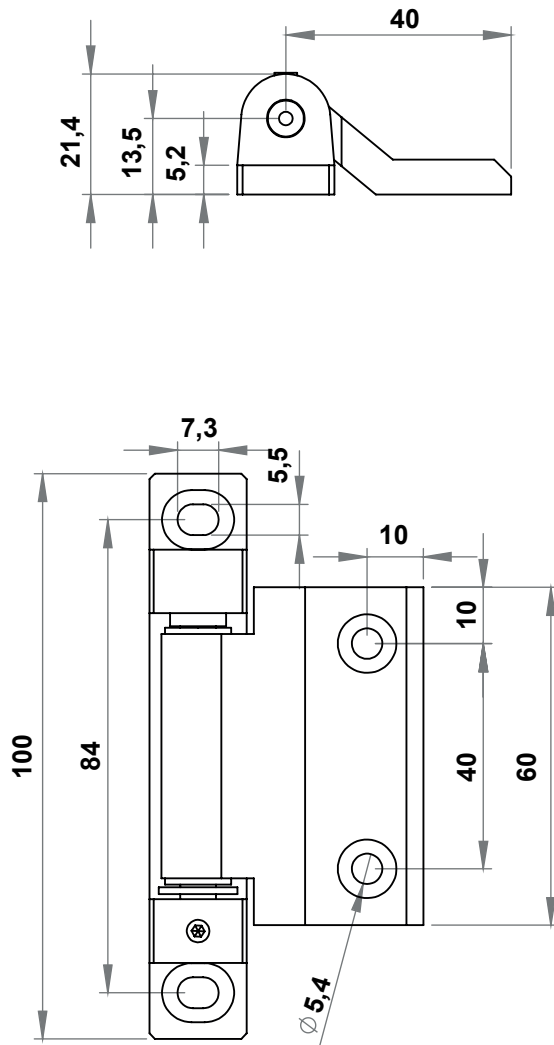
The SS mark after the code means that the studs are stainless steel.

RoHS



LH

RH



### 3079 - 2D Adjustable 180° Hinge

|           | Zinc die<br>Black coated | Zinc die<br>Chrome Plated |
|-----------|--------------------------|---------------------------|
| RH        | 3079 - 210               | 3079 - 220                |
| LH        | 3079 - 216               | 3079 - 226                |
| Sabit Pin | 3079 - 217               | 3079 - 227                |

The SS mark after the code means that the studs are stainless steel.

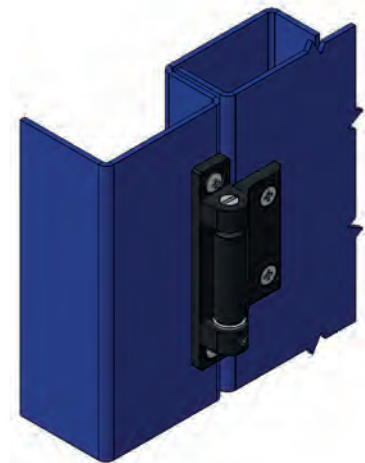


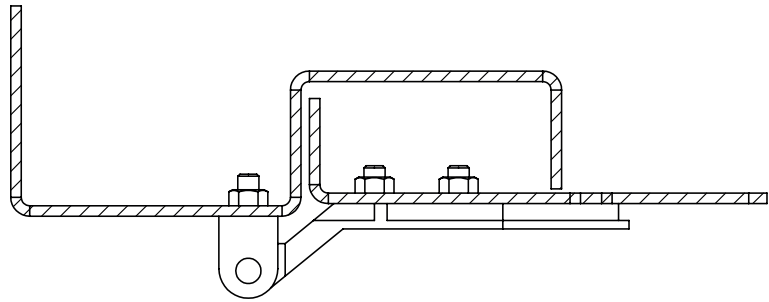
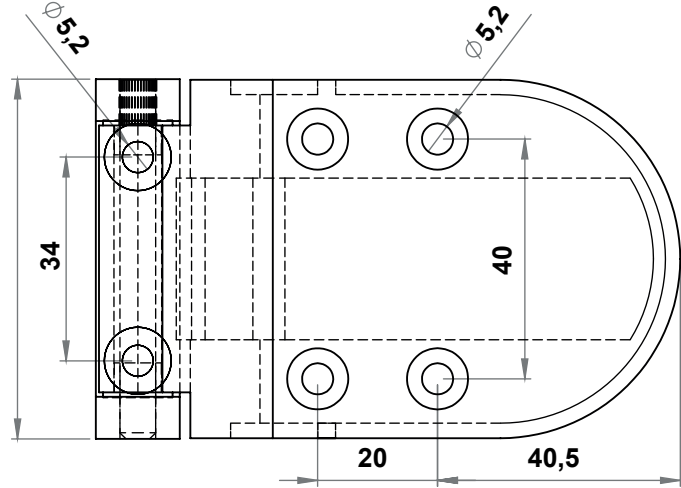
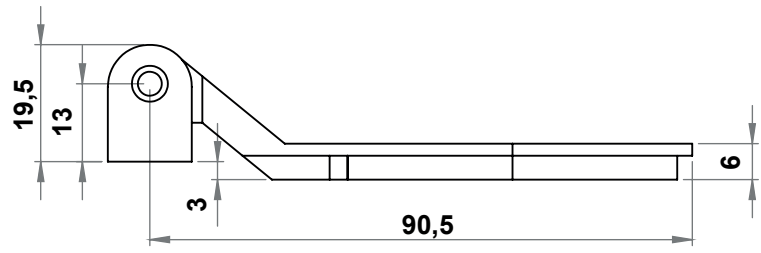
### MATERIAL

**Housing:** Zinc die, chrome plated or black coated

**Pin** : Steel, AISI 304 Stainless steel

**Pullar** : Polyamide (PA6 GFR30)






|             |                           |
|-------------|---------------------------|
|             | Zinc die,<br>Black coated |
| Item Number | 3132-210                  |

#### MATERIAL

**Housing:** Zinc die, chrome plated or  
black coated

**Pin** : Steel, AISI 304 Stainless steel

**Puller** : Polyamide (PA6 GFR30)

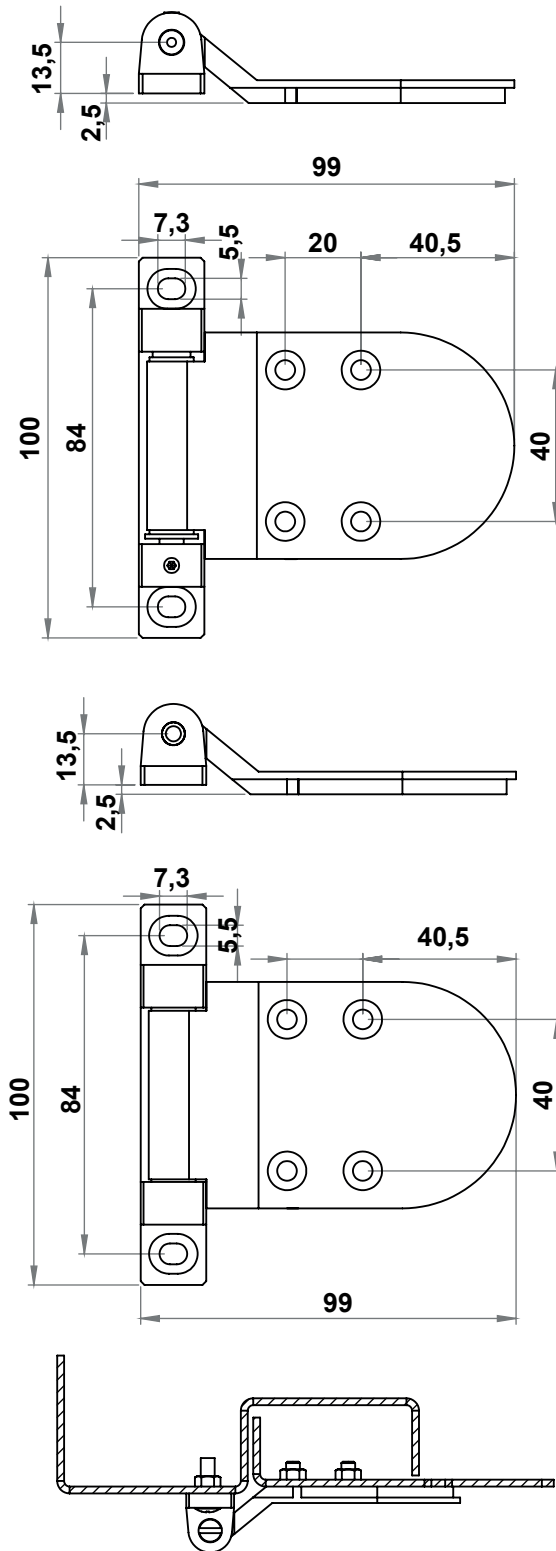


#### 3132 - 180° Hinge

|           | Zinc die,<br>Black coated | Zinc die,<br>Chrome Plated |             | Cover      |
|-----------|---------------------------|----------------------------|-------------|------------|
| Ürün kodu | 3132-210                  | 3132-220                   | Item Number | 3132 - 001 |

The SS mark after the code means that the studs are stainless steel.





|             | Cover      |
|-------------|------------|
| Item Number | 3132 - 001 |

#### 3319-3419 - 180° Hinge

|                   | Zinc die,<br>Black coated | Zinc die,<br>Chrome Plated |
|-------------------|---------------------------|----------------------------|
| 2D Adjustable Pin | 3319-210                  | 3319-220                   |
| Fixed Pin         | 3419-210                  | 3419-220                   |

The SS mark after the code means that the studs are stainless steel.




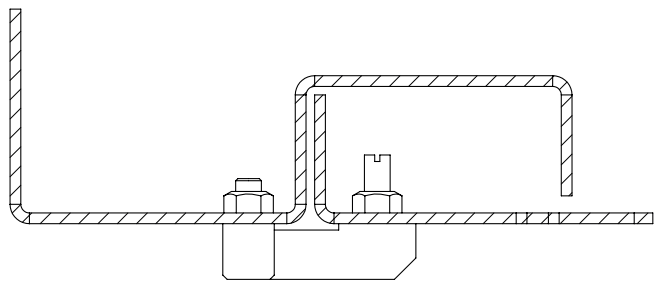
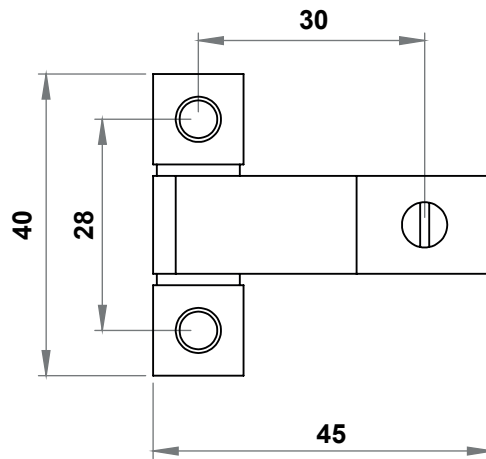
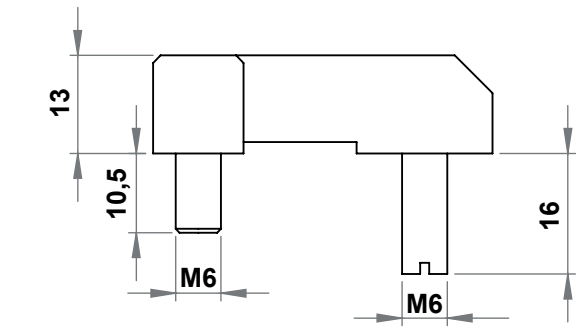

#### MATERIAL

**Housing:** Zinc die, chrome plated or black coated

**Pin** : Steel / AISI 304 Stainless steel

**Pullar** : Polyamide (PA6 GFR30)





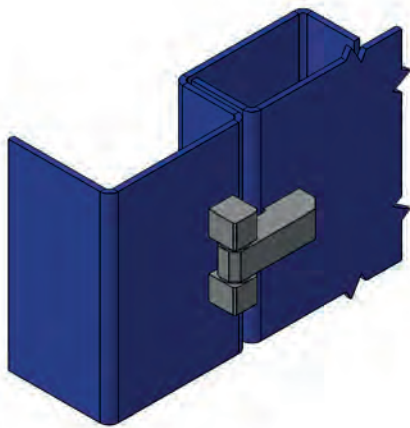
**MATERIAL**

**Housing** : Steel, zinc plated

**Pin** : Brass, nickel plated

**Civatalar** : Steel, zinc plated


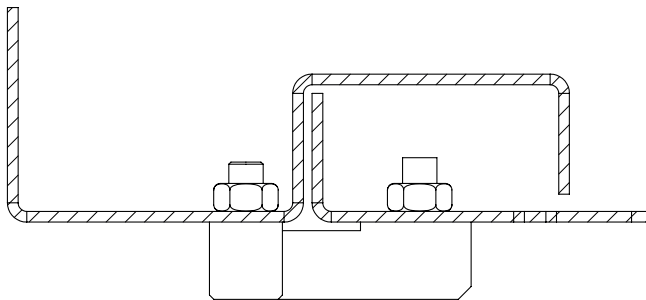
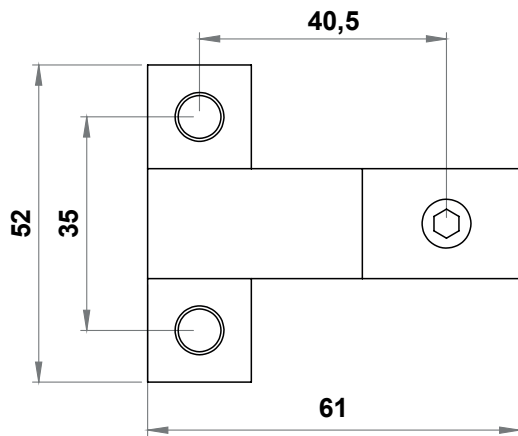
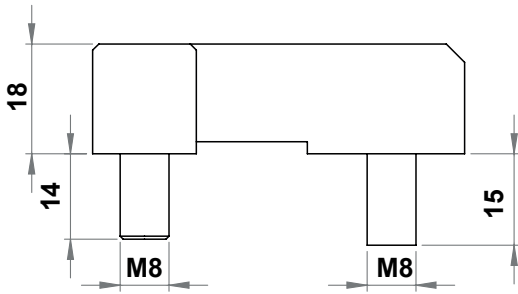
\* Stainless steel version is available



**3034 - 180° Hinge**



|             |            |
|-------------|------------|
| Item Number | 3034 - 431 |
|-------------|------------|



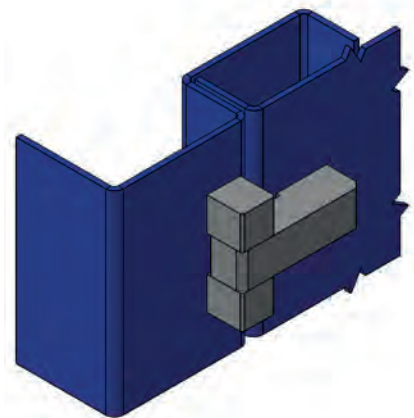
Hinges for Flat Doors

**MATERIAL**

**Housing:** Steel, zinc plated

**Pin** : Brass, nickel plated

\* Stainless steel version is available

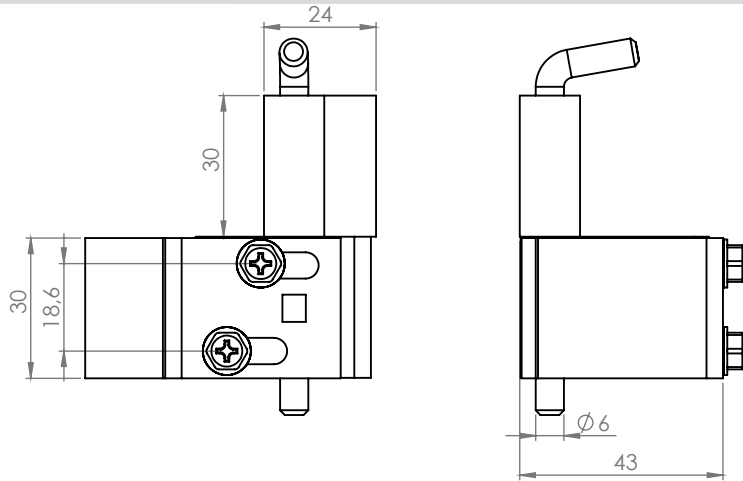



**3035 - 180° Hinge**

|             |            |
|-------------|------------|
| Item Number | 3035 - 431 |
|-------------|------------|



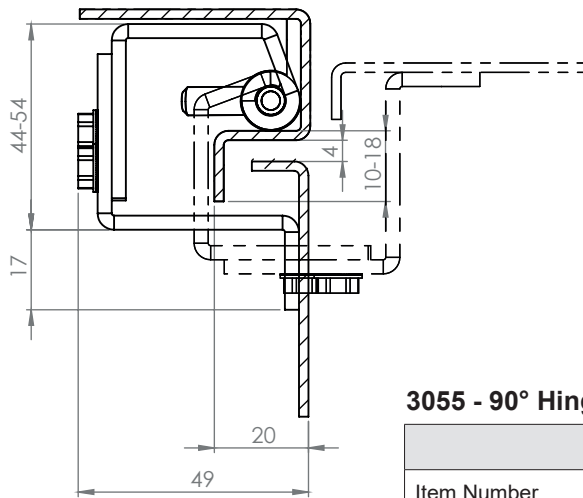
3055 - 90° Hinge



Hinges for Flat Doors

MATERIAL

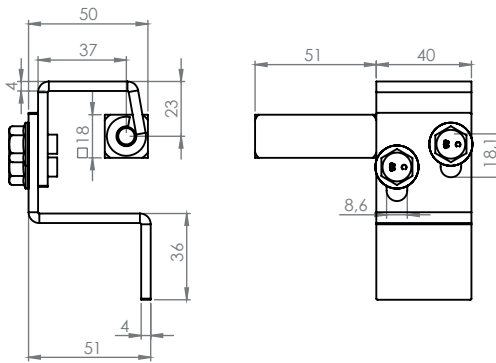

- Housing : Steel, zinc plated
- Welding piece : Steel
- Pin : Steel, zinc plated



3055 - 90° Hinge

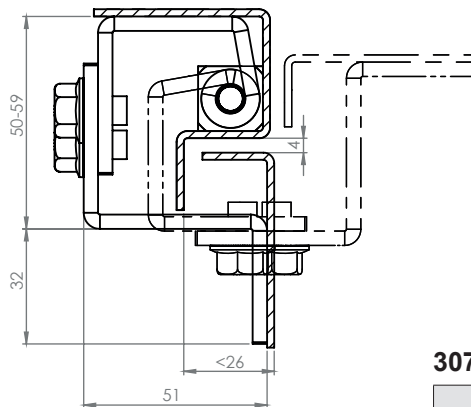
|             |            |
|-------------|------------|
| Item Number | 3055 - 330 |
|-------------|------------|

3073 - 90° Hinge



MATERIAL

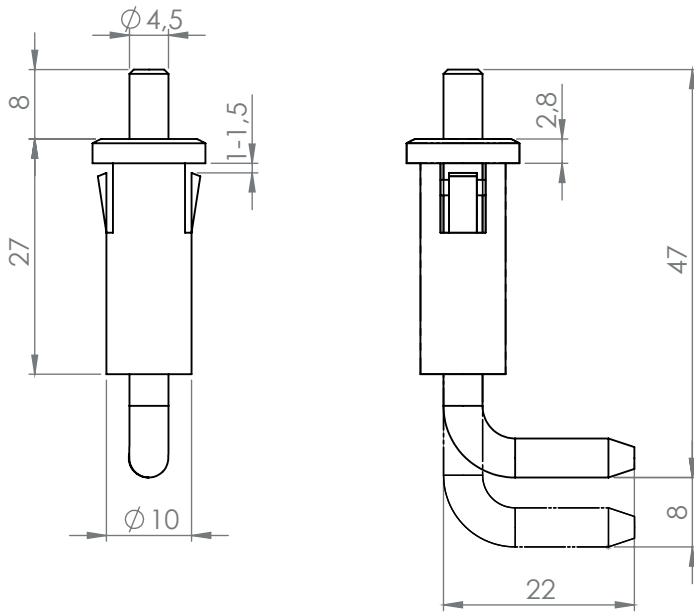
- Housing : Steel, zinc plated
- Welding piece : Steel
- Pin : Steel, zinc plated



3073 - 90° Hinge

|             |            |
|-------------|------------|
| Item Number | 3073 - 330 |
|-------------|------------|





**3076 - 120° Hinge**

|             |            |
|-------------|------------|
| Item Number | 3076 - 100 |
|-------------|------------|

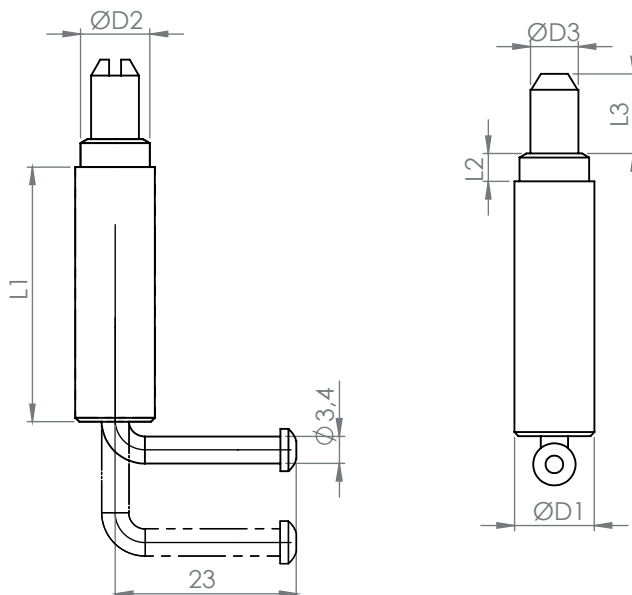
**3076 - 120° Hinge**



**MATERIAL**

**Housing** : Polyamide (PA6 GFR30), Black  
**Pin** : Steel, zinc plated  
**Spring** : Spring Steel


Hinges for Flat Doors



**3028 - 120° Hinge**

| Item Number | D1 | D2  | D3 | L1   | L2  | L3   |
|-------------|----|-----|----|------|-----|------|
| 3228 - 400  | 10 | 8,5 | 6  | 26,5 | 3,5 | 15,5 |
| 3028 - 400  | 10 | 8,7 | 6  | 32   | 3,5 | 10   |
| 3328 - 400  | 10 | 9,2 | 6  | 32   | 3,5 | 10   |
| 3428 - 400  | 10 | 12  | 9  | 47   | 6   | 14,5 |

**3028 - 120° Hinge**



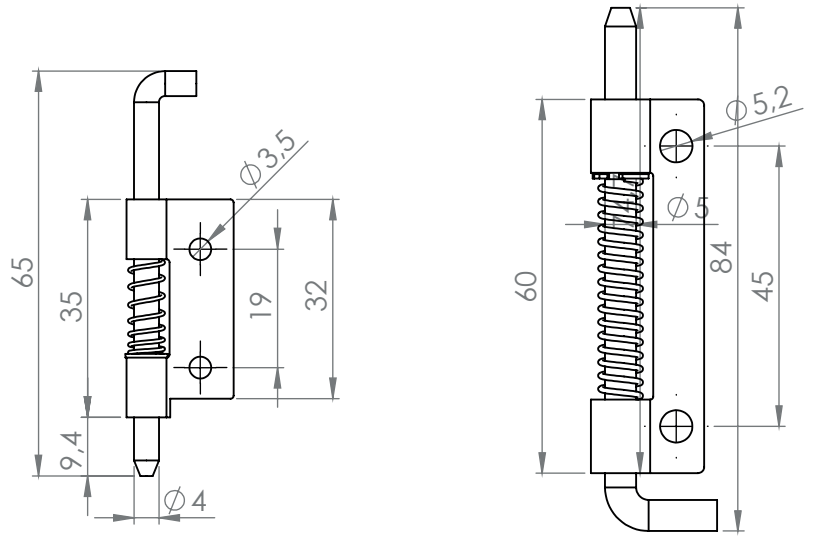

**MATERIAL**

**Housing** : Raw Steel  
**Welding piece** : Steel, zinc plated  
**Spring** : Spring Steel

LH/RH



3023 - 120° Hinge



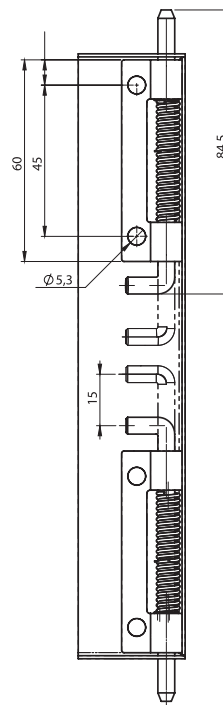
MATERIAL

- Housing** : Uncoated Steel / Steel, zinc plated
- Pin** : Steel, zinc plated
- Spring** : Spring Steel

3023 - 120° Hinge

|             |            |
|-------------|------------|
| Item Number | 3023 - 100 |
|-------------|------------|

3025 - 120° Hinge



MATERIAL


- Housing** : Uncoated Steel / Steel, zinc plated
- Pin** : Steel, zinc plated
- Spring** : Spring Steel

3025 - 120° Hinge

|             | RH Cover   | LH Cover   |
|-------------|------------|------------|
| Uncoated    | 3025 - 300 | 3027 - 300 |
| Zinc plated | 3025 - 330 | 3027 - 330 |



LH/RH







# 6 - Concealed Hinges



Page 164



Page 165



Page 166



Page 167



Page 168



Page 169



Page 170



Page 171



Page 173



Page 174



Page 175



Page 176



Page 177



Page 178



Page 179



Page 180



Page 181



Page 182



Page 184



Sayfa 185



Page 186



Page 186



Page 187



Page 187

## **Concealed Hinges**



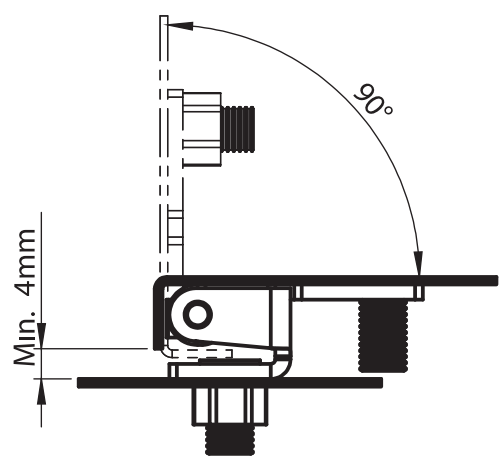
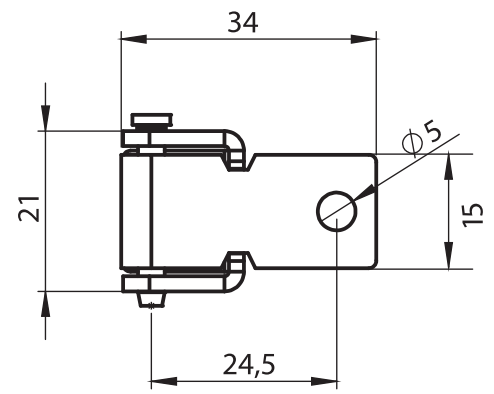
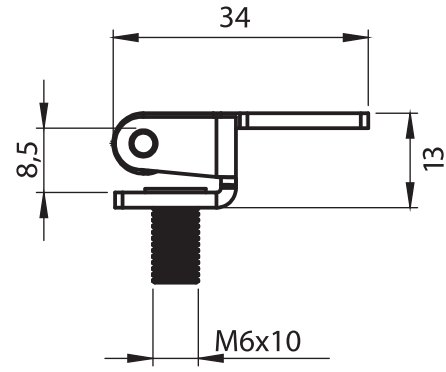
**3094  
120° Hinge**



Concealed Hinges

**Material**

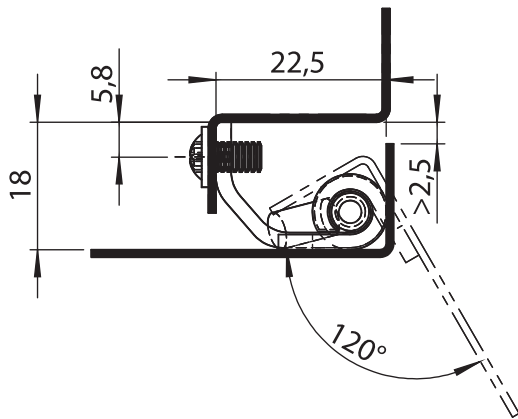
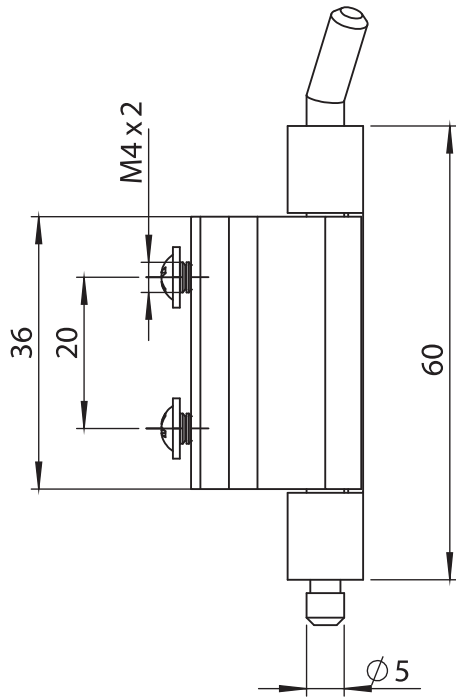
**Hinge Parts** : Steel, zinc plated  
**Pin** : Steel, zinc plated



**3063 - 90° Hinge**

|             |            |
|-------------|------------|
|             |            |
| Item Number | 3063 - 330 |

|  |       |
|--|-------|
|  | LH/RH |
|--|-------|



Concealed Hinges

**Material**

- Hinge Housing** : Steel, zinc plated
- Door Part** : Steel
- Pin** : Steel, zinc plated

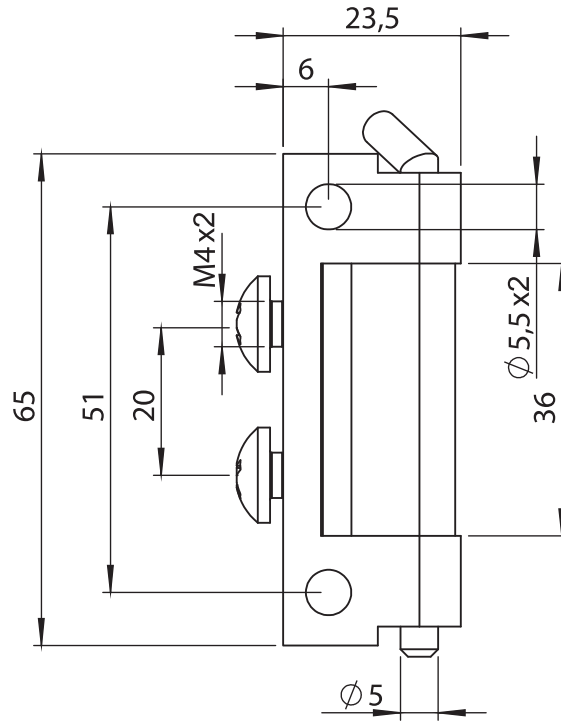
• Screws are not included

**3043 - 120° Hinge**

|             |            |
|-------------|------------|
| Item Number | 3043 - 330 |
|-------------|------------|

LH/RH

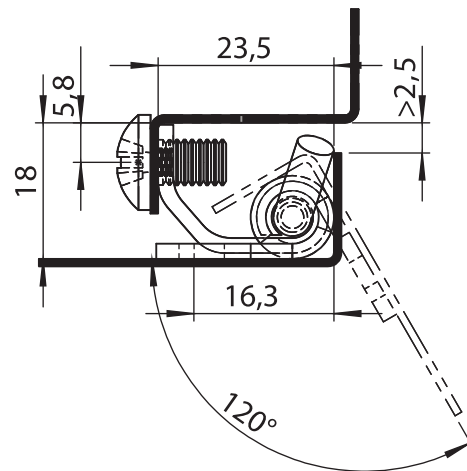




**Material**

- Hinge Housing** : Steel, zinc plated
- Door Part** : Steel, zinc plated
- Pin** : Steel, zinc plated

• Screws are not included

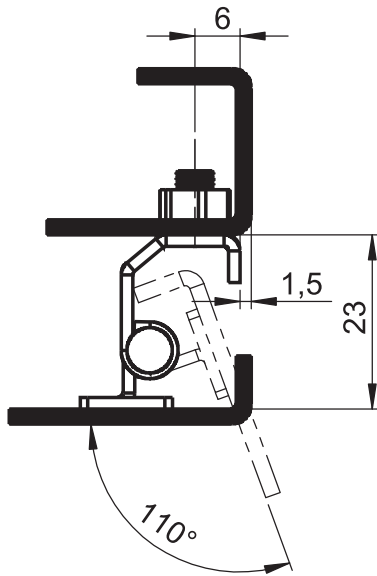
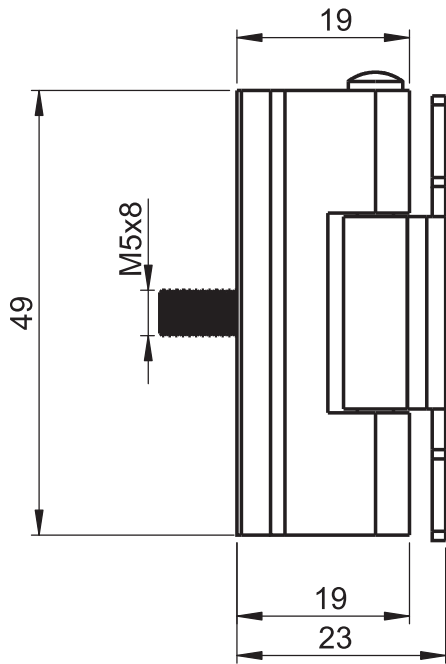


**3051 - 120° Hinge**

|             |            |
|-------------|------------|
| Item Number | 3051 - 330 |
|-------------|------------|



LH/RH



Concealed Hinges

**Material**

**Hinge Parts** : Steel, zinc plated  
**Pin** : Steel, zinc plated

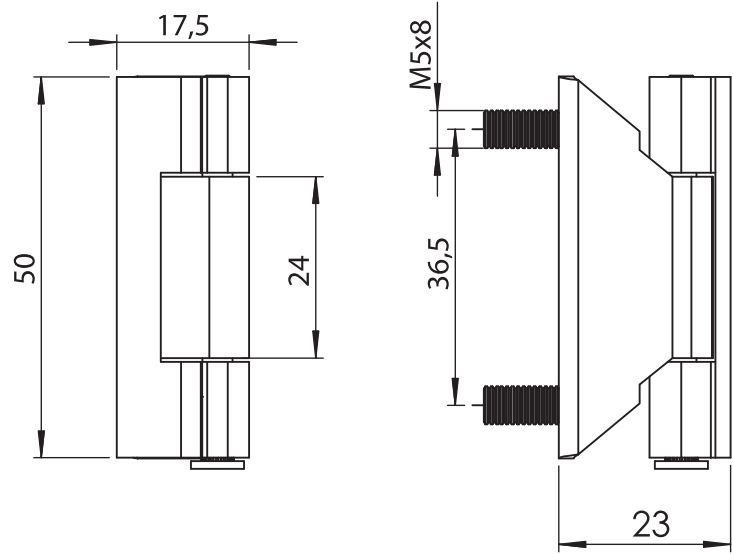
**3062 - 110° Hinge**

|             |            |
|-------------|------------|
| Item Number | 3062 - 330 |
|-------------|------------|

LH/RH

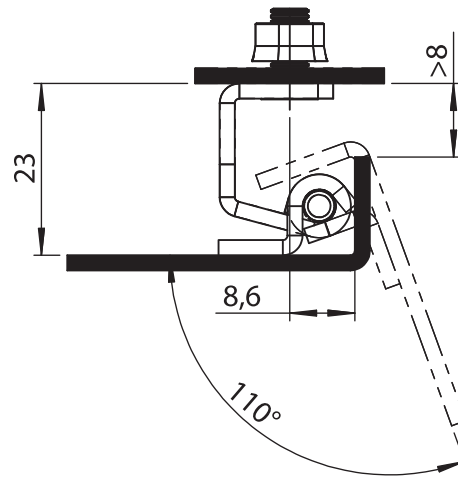


Concealed Hinges



**Material**

- Housing** : Steel, zinc plated
- Welding Part** : Steel, zinc plated
- Pin** : Steel, zinc plated

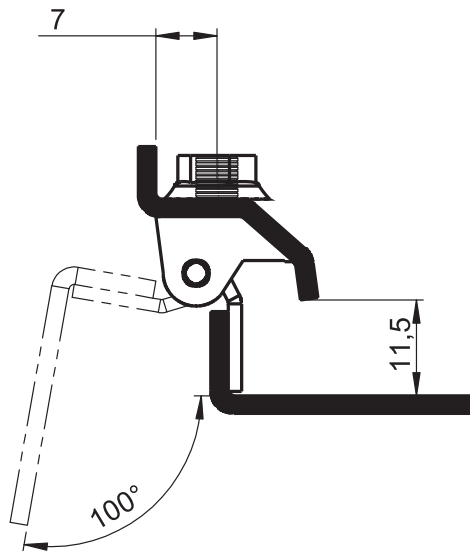
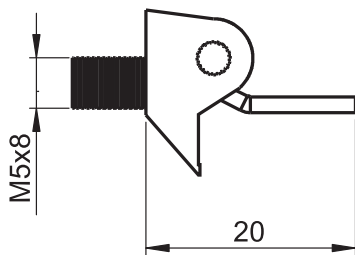
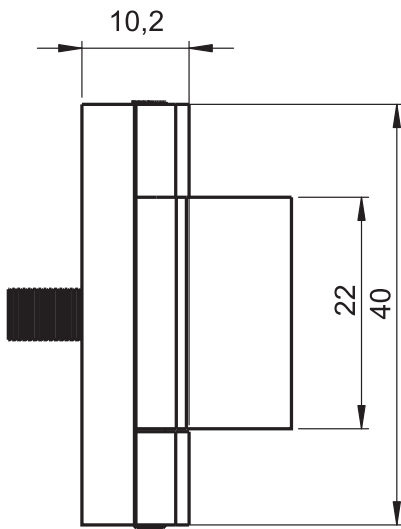


**3061 - 110° Hinge**

|             |            |
|-------------|------------|
| Item Number | 3061 - 330 |
|-------------|------------|



LH/RH



3064 - 110° Hinge

|             |            |
|-------------|------------|
| Item Number | 3064 - 350 |
|-------------|------------|



Concealed Hinges

**Material**

- Housing** : Zinc die, raw
- Welding Part** : Steel, copper plated
- Pin** : Steel, zinc plated

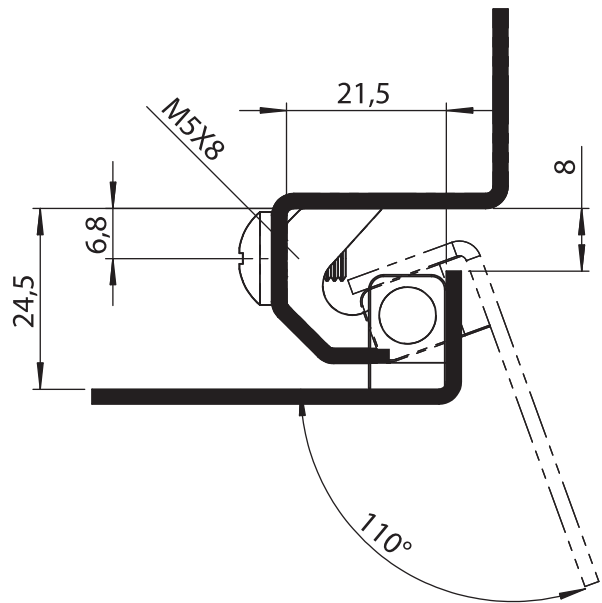
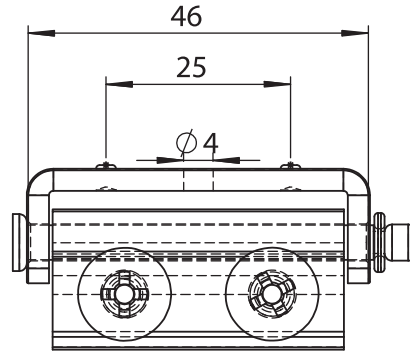
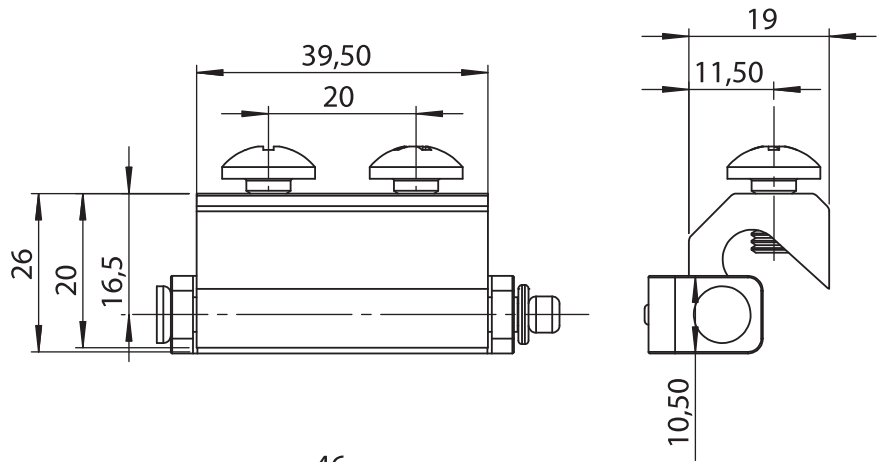
LH/RH 





**Materiai**

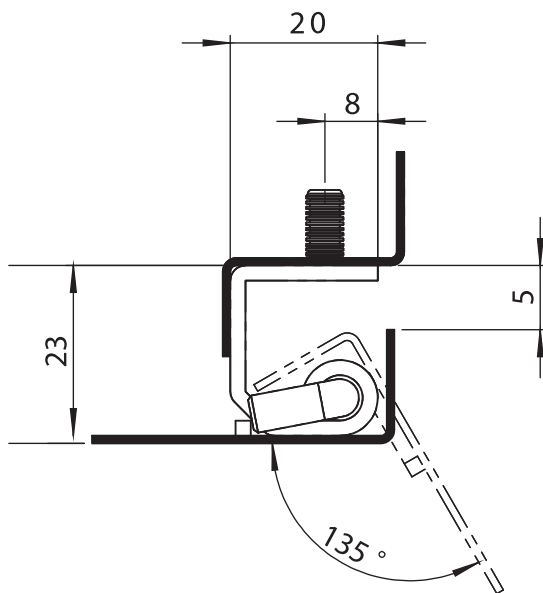
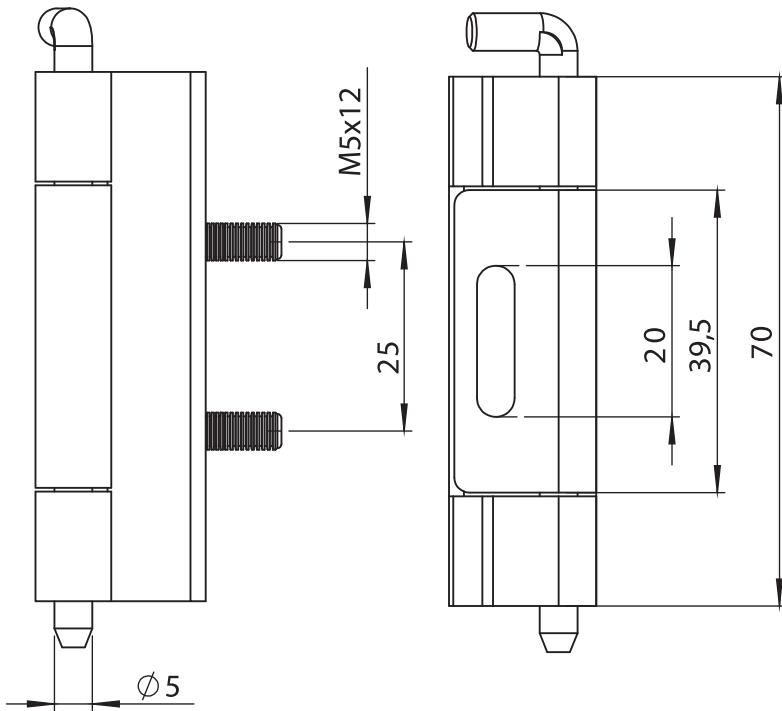
- Housing** : Aluminium or zinc die
- Welding Part** : Steel, copper plated
- Pin** : Steel, zinc plated



3048 - 110° Hinge

| Housing     | Aluminium  | Zinc Die   |
|-------------|------------|------------|
| Item Number | 3048 - 350 | 3048 - 330 |





3047 - 135° Hinge

|             |            |
|-------------|------------|
| Item Number | 3047 - 330 |
|-------------|------------|

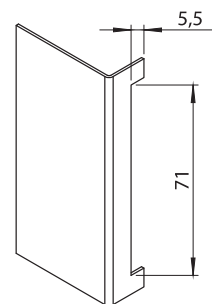


Concealed Hinges

**Material**

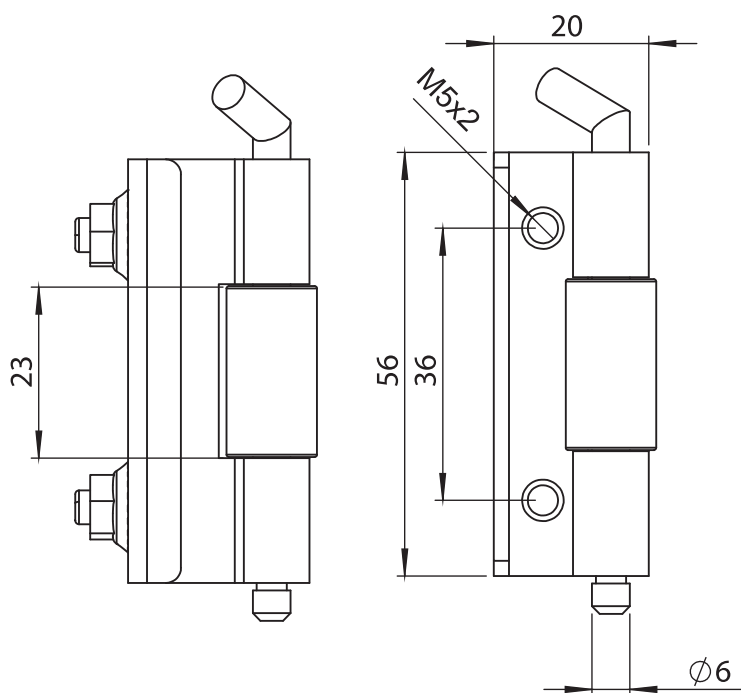
- Housing** : Steel, zinc plated
- Welding Part** : Steel, zinc plated
- Pin** : Steel, zinc plated

**Cut out on the door**



LH/RH



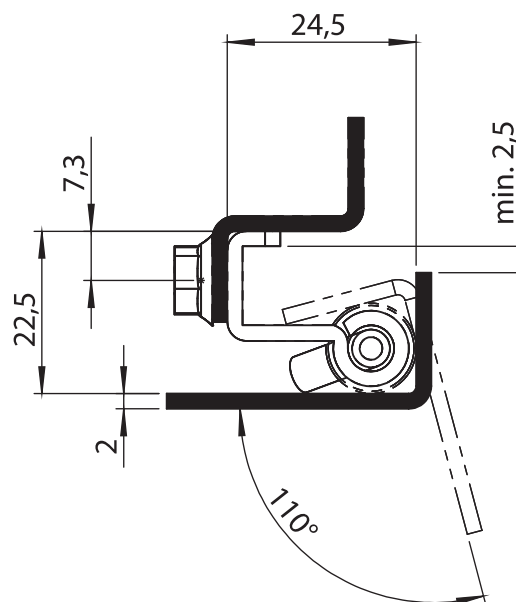


**Material**

**Housing** : Steel, zinc plated

**Welding Part** : Aluminium or steel, copper plated

**Pin** : Steel, zinc plated

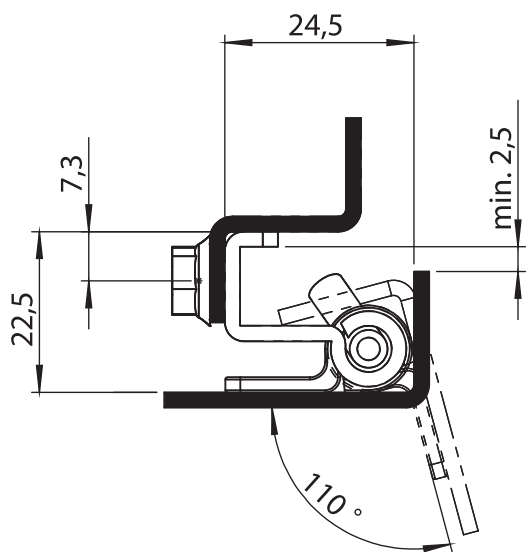
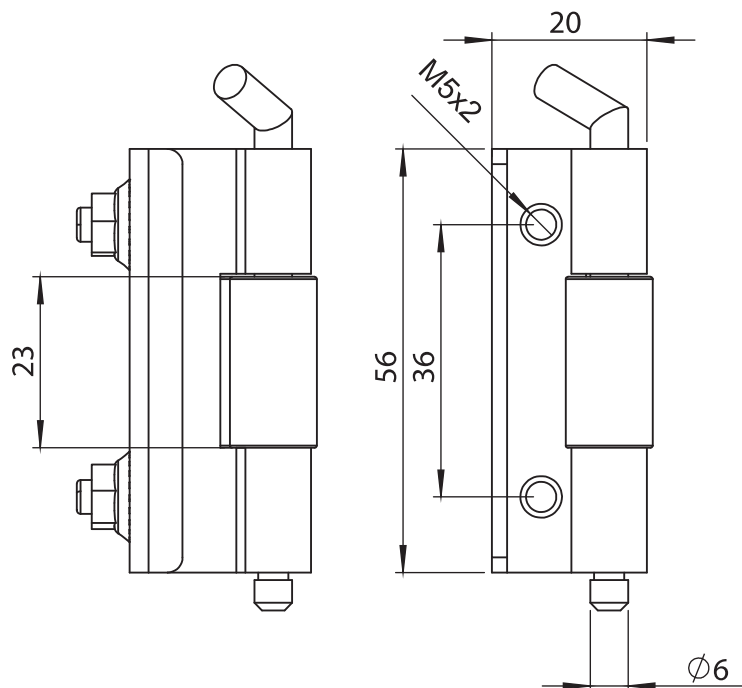


3249 - 110° Hinge

| Welding Part        | With M5 Holes | With Screws |
|---------------------|---------------|-------------|
| Steel copper plated | 3249 - 350    | 3249 - 351  |
| Aluminium           | 3249 - 340    | 3249 - 341  |



LH/RH



Concealed Hinges

### Material

**Housing** : Steel, zinc plated

**Welding Part** : Aluminium or steel, copper plated

**Pin** : Steel, zinc plated

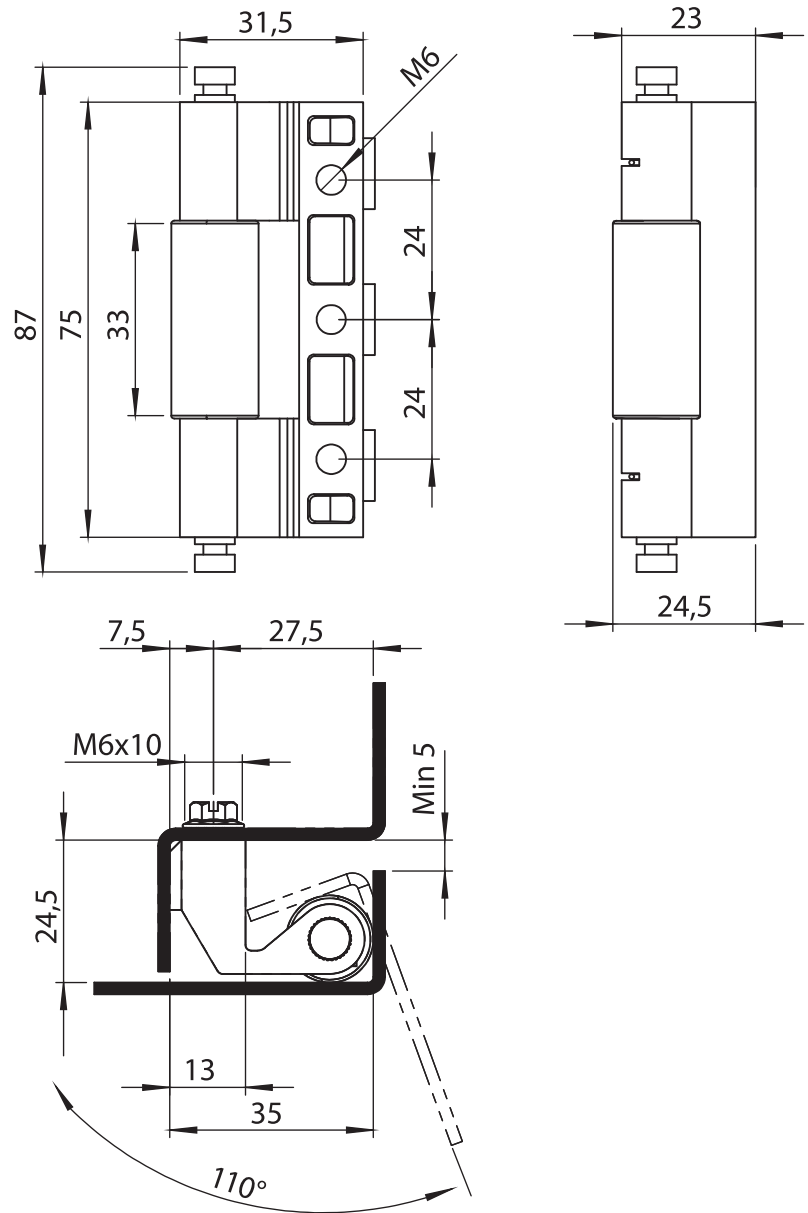
### 3249 - 110° Hinge

| Welding Part        | With M5 Holes | With Screws |
|---------------------|---------------|-------------|
| Steel copper plated | 3049 - 350    | 3049 - 351  |
| Aluminium           | 3049 - 340    | 3049 - 341  |

LH/RH



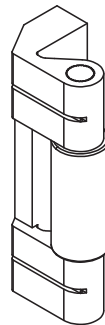
Concealed Hinges



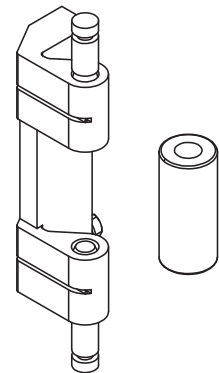
**Material**

- Housing** : Zinc die, zinc plated
- Welding Part** : Steel, copper plated
- Pin** : Steel, zinc plated

**Fixed Model**



**Removable Model**



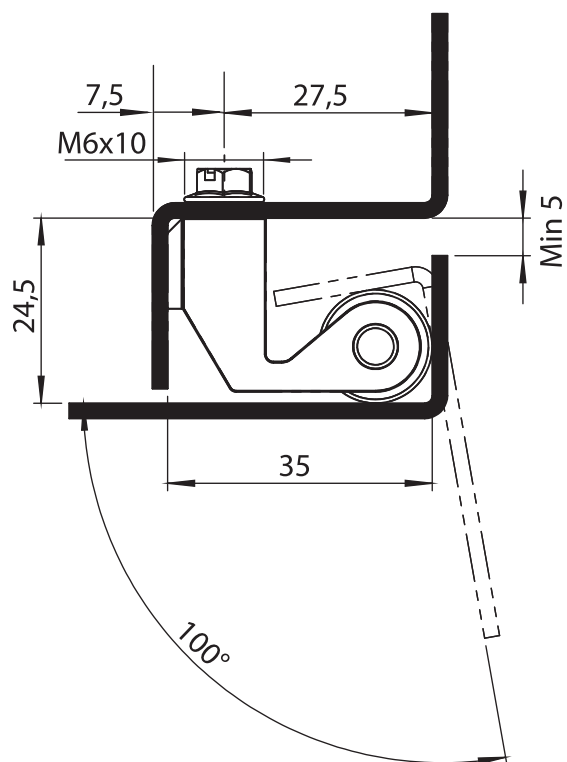
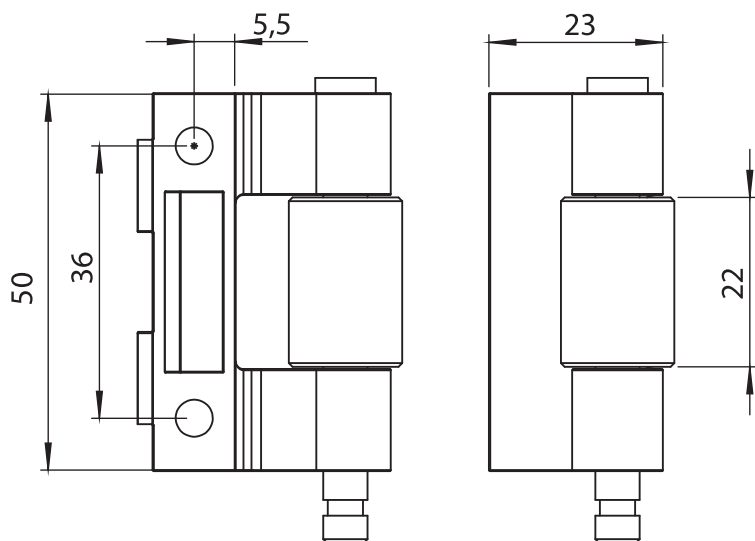
**3196 - Fixed Model**

|                 | Item Number |
|-----------------|-------------|
| Fixing at back  | 3196 - 350  |
| Fixing in front | 3196 - 370  |

**3096 - Removable Model**

|                 | Item Number |
|-----------------|-------------|
| Fixing at back  | 3096 - 350  |
| Fixing in front | 3096 - 370  |





### 3097 -100° Consealed Hinge

|                 | Item Number |
|-----------------|-------------|
| Fixing at back  | 3097 - 350  |
| Fixing in front | 3097 - 370  |



Concealed Hinges

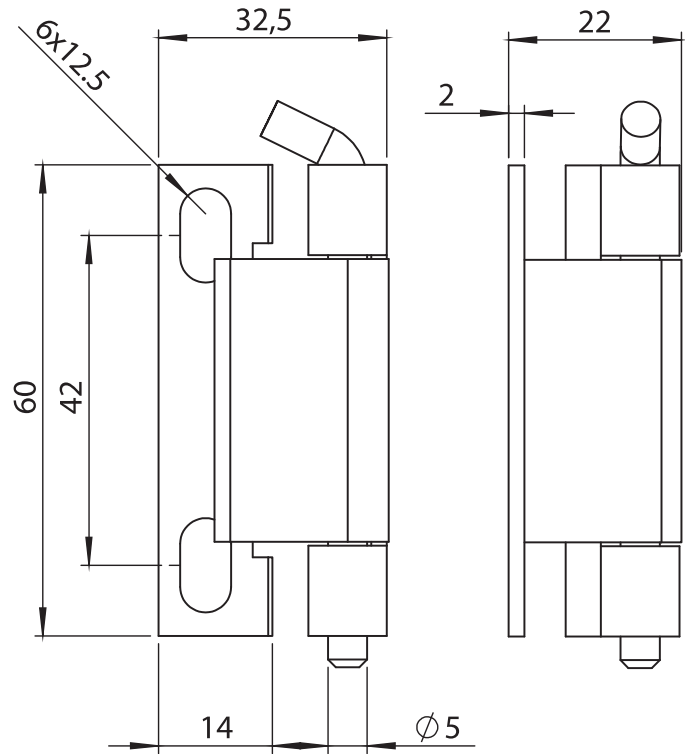
#### Material

- Housing** : Zinc die, zinc plated
- Welding Part** : Steel, copper plated
- Pin** : Steel, zinc plated

LH/RH



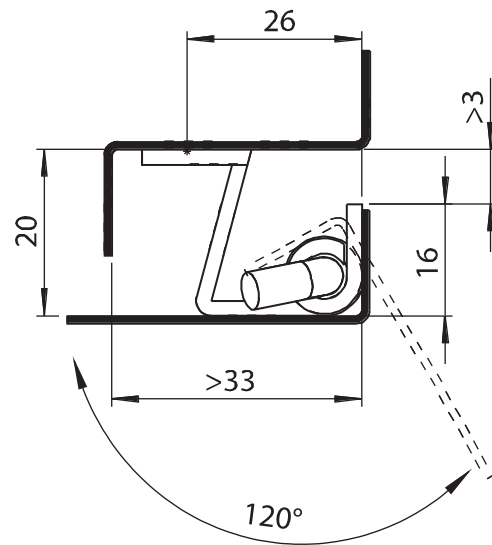
Concealed Hinges



**Material**

- Housing** : Steel, zinc plated
- Welding Part** : Steel
- Pin** : Steel, zinc plated

• Screws are not included

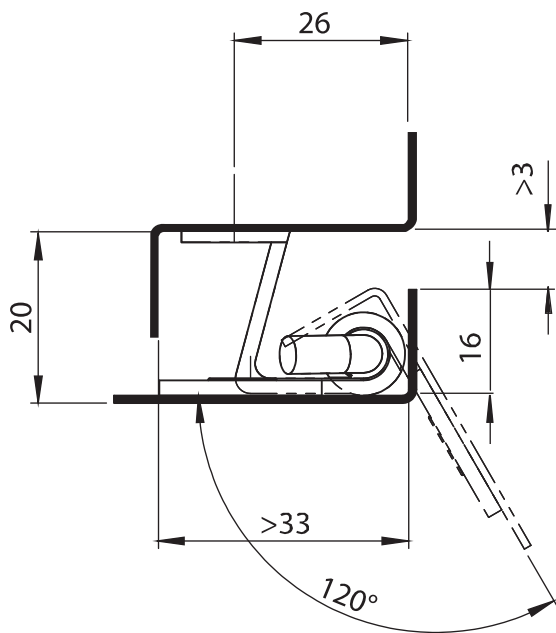
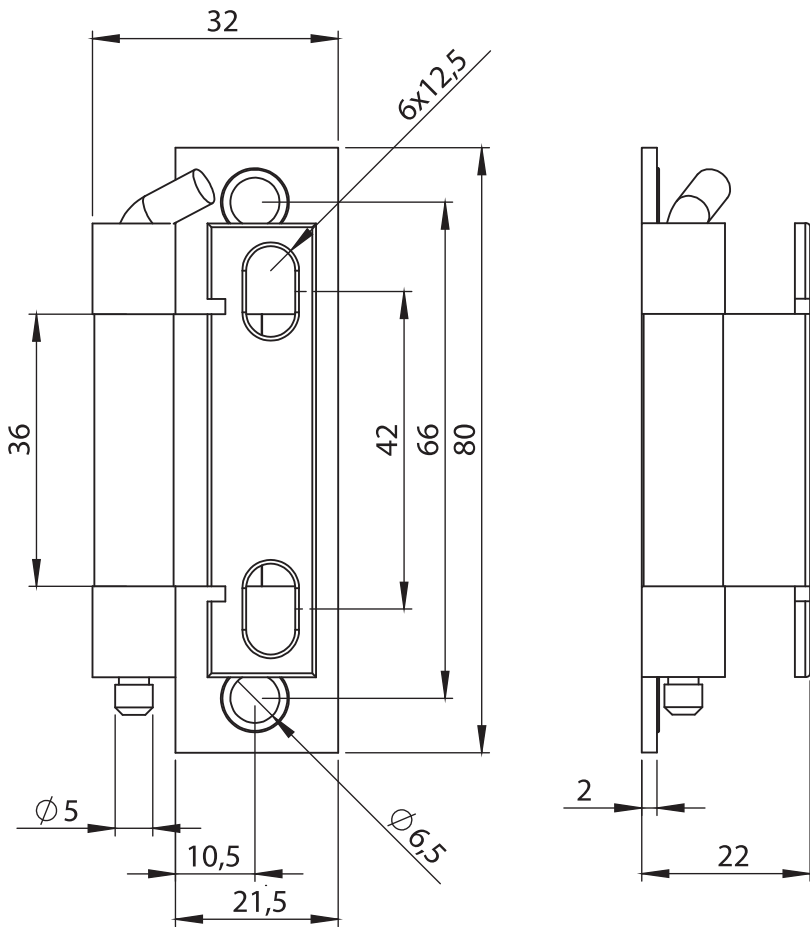


**3046 - 120° Hinge**

|             |            |
|-------------|------------|
|             |            |
| Item Number | 3046 - 330 |



LH/RH



3045 - 120° Hinge

|             |            |
|-------------|------------|
| Item Number | 3045 - 330 |
|-------------|------------|



Concealed Hinges

**Material**

- Housing** : Steel, zinc plated
- Welding Part** : Steel, zinc plated
- Pin** : Steel, zinc plated

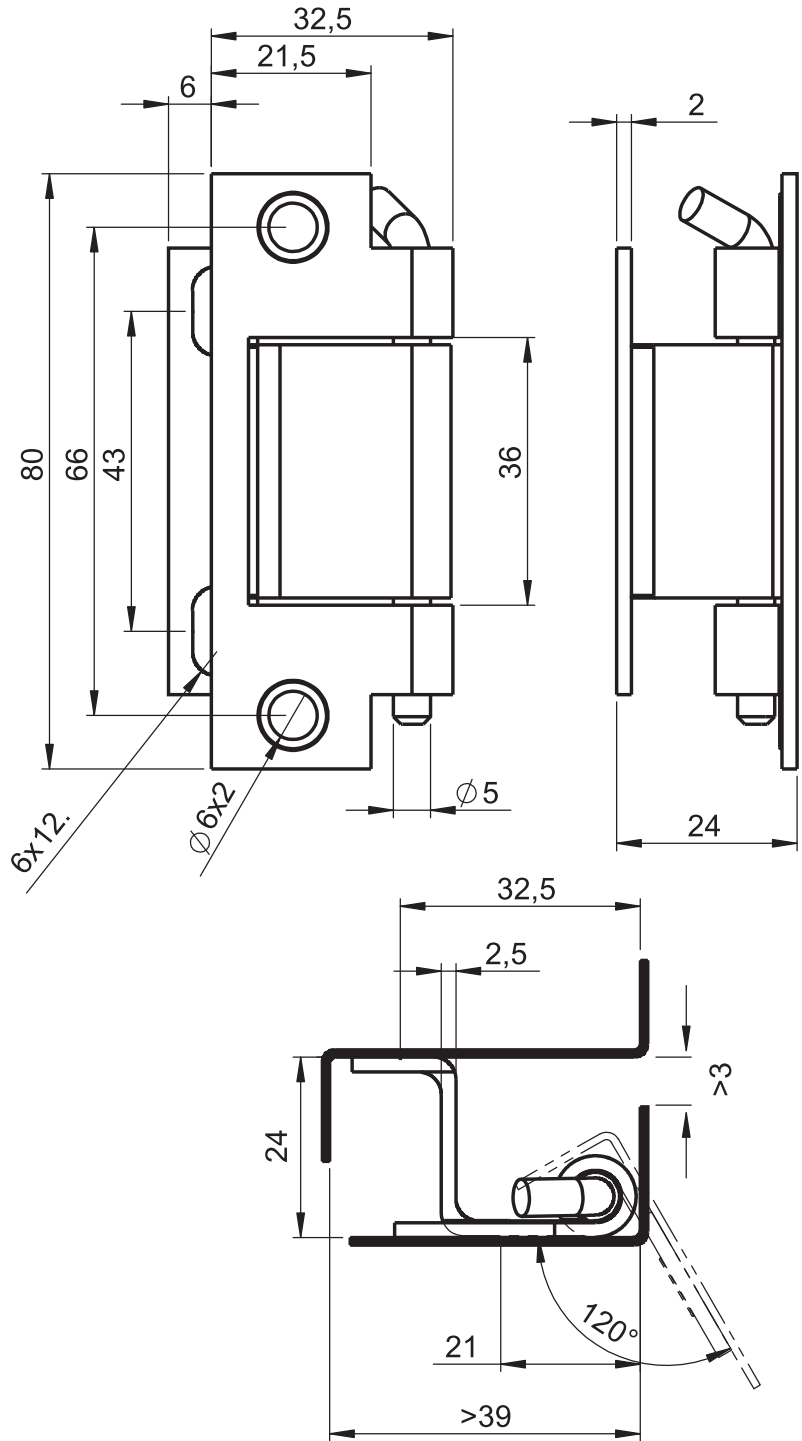
• Screws are not included

LH/RH





Concealed Hinges



**Material**

- Housing** : Steel, zinc plated
- Welding Part** : Steel, zinc plated
- Pin** : Steel, zinc plated

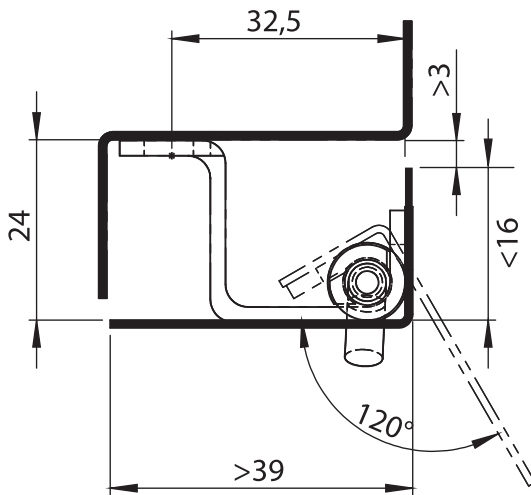
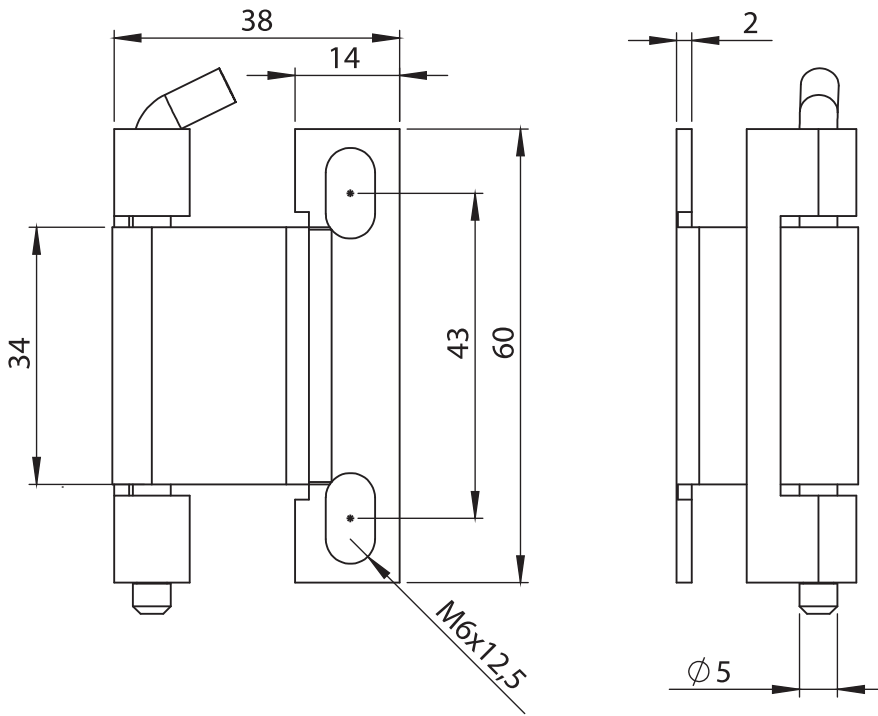
• Screws are not included

**3054 - 120° Hinge**

|             |            |
|-------------|------------|
| Item Number | 3054 - 330 |
|-------------|------------|



LH/RH



Concealed Hinges

**Material**

- Housing** : Steel, zinc plated
- Welding Part** : Steel
- Pin** : Steel, zinc plated

• Screws are not included

3044 - 120° Hinge

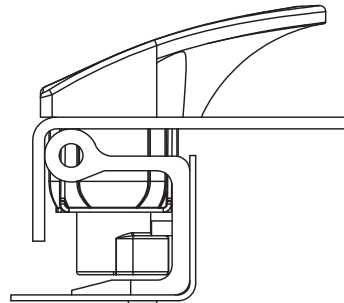
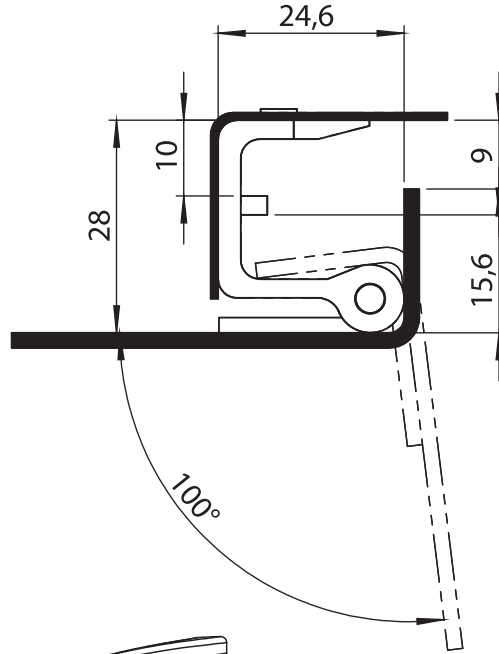
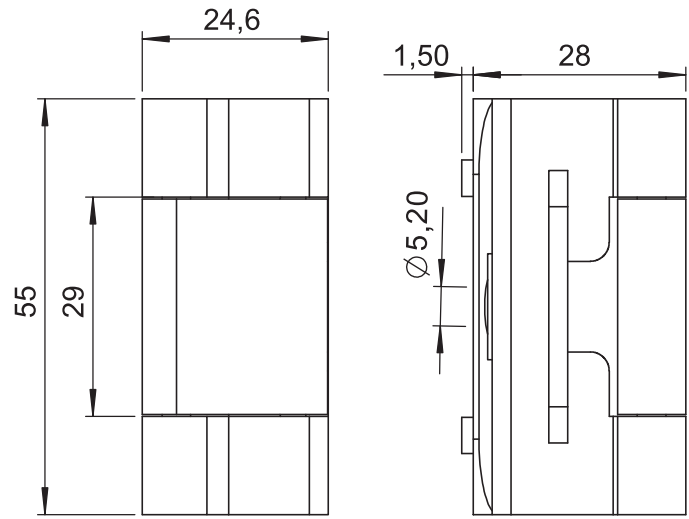
|             |            |
|-------------|------------|
| Item Number | 3044 - 330 |
|-------------|------------|





**Material**

- Housing** : Zinc die, raw
- Welding Part** : Steel, copper plated
- Pin** : Steel, zinc plated

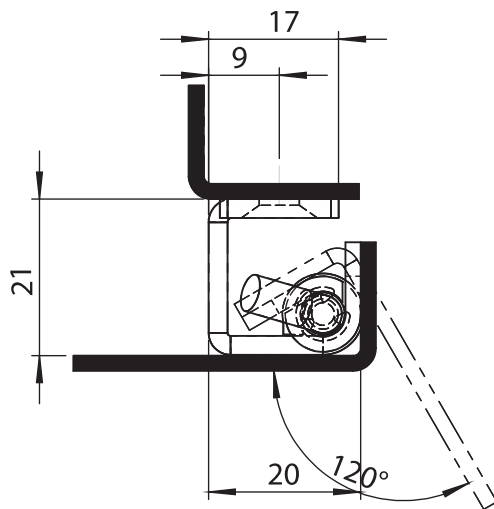
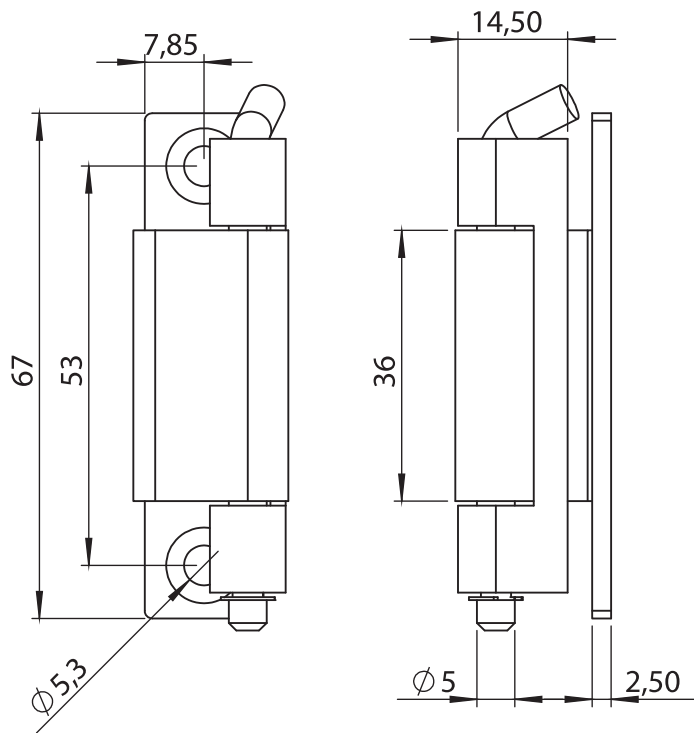


\* This hinge can be used for locking quarter turns.  
Model no's: 1370 and 1380

**3095 - 100° Hinge**

|             |            |
|-------------|------------|
|             |            |
| Item Number | 3095 - 350 |





Concealed Hinges

**Material**

- Housing** : Steel, zinc plated
- Welding Part** : Steel
- Pin** : Steel, zinc plated

• Screws are not included

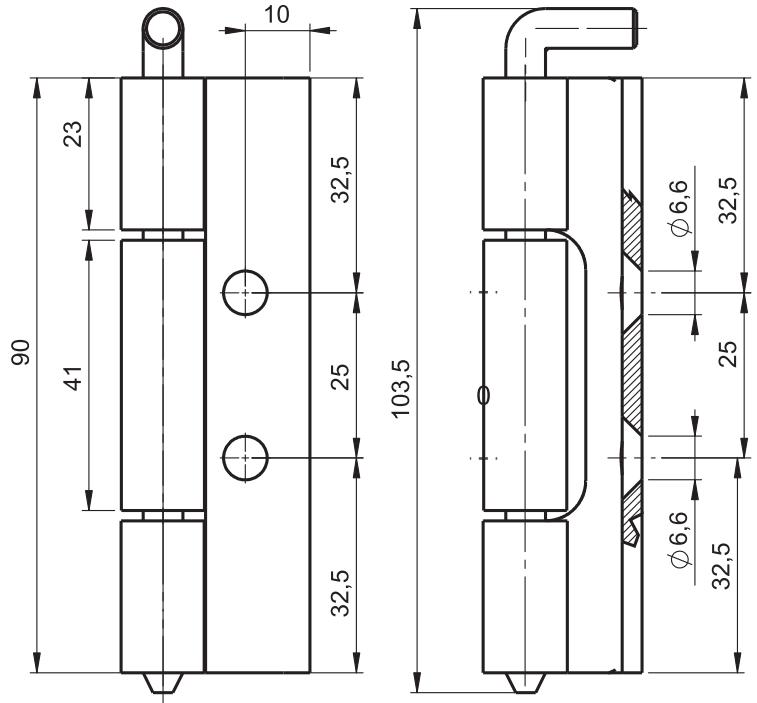
**3077 - 120° Hinge**

|             |  |
|-------------|--|
| Item Number |  |
| 3077 - 330  |  |

LH/RH



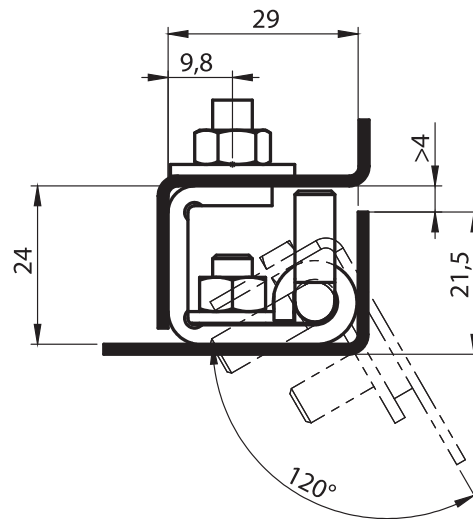
Concealed Hinges



**Material**

- Housing** : Steel raw or zinc plated
- Welding Part** : Steel
- Pin** : Steel, zinc plated

• Screws are not included

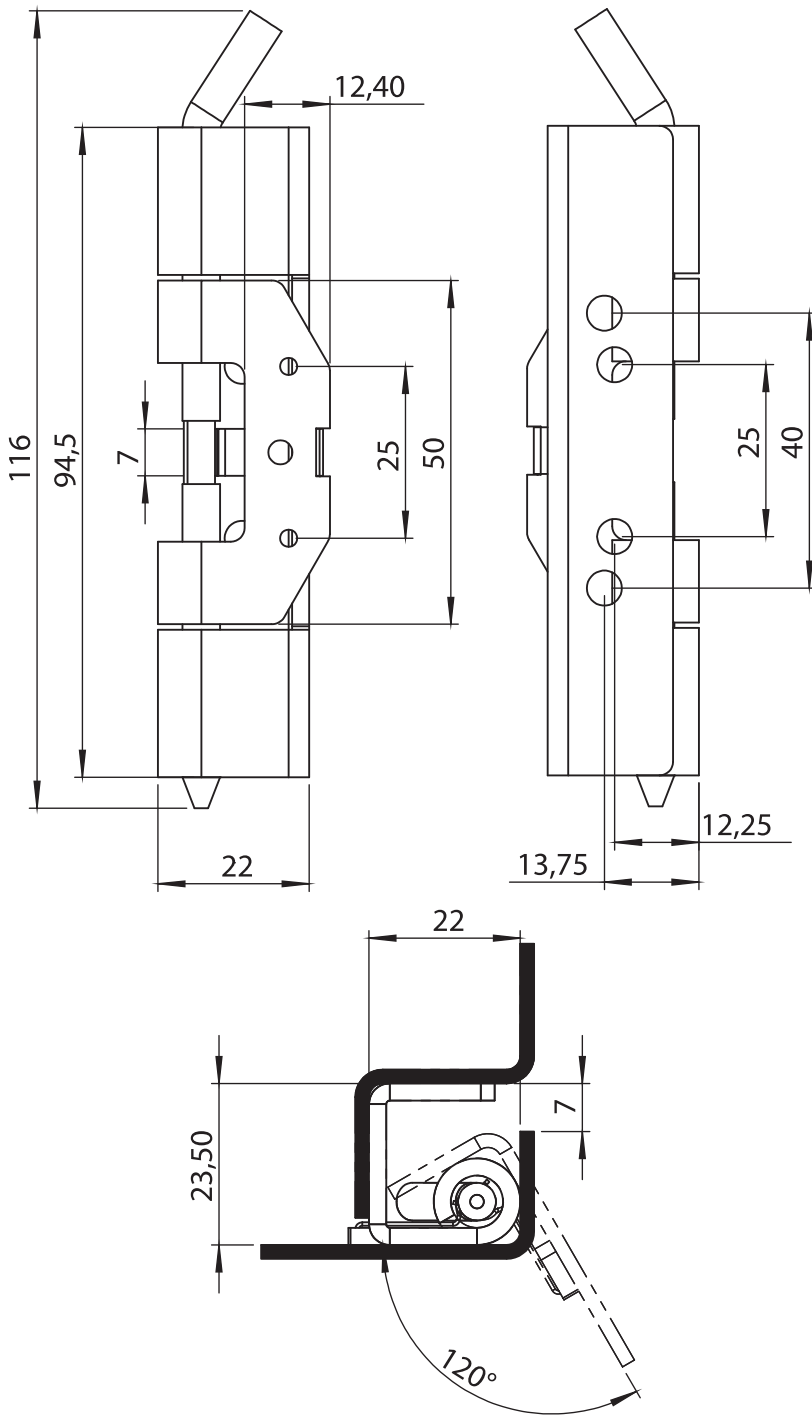


3026 - 120° Hinge

|             | Raw Steel  | Zinc Plated |
|-------------|------------|-------------|
| Item Number | 3026 - 300 | 3026 - 330  |



LH/RH



Concealed Hinges

**Material**

- Housing** : Steel, zinc plated
- Welding Part** : Steel raw
- Pin** : Steel, zinc plated
- Pin holder spring** : Spring steel

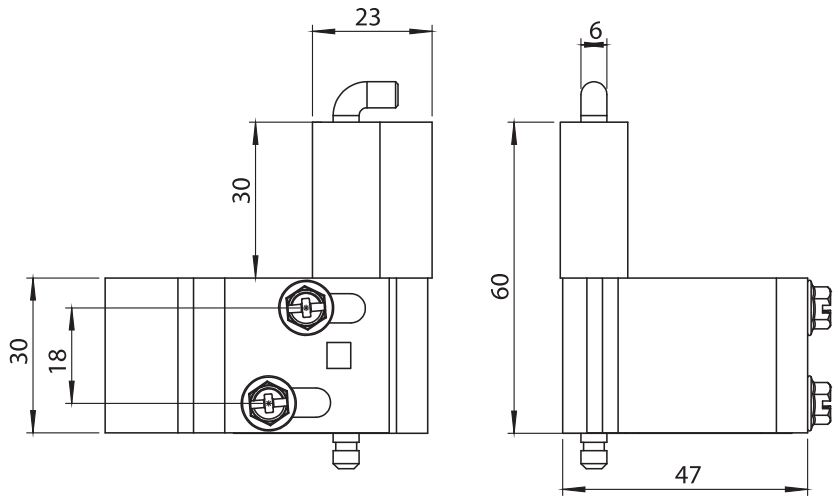
• Screws are not included

3094 - 120° Hinge

|             |            |
|-------------|------------|
| Item Number | 3094 - 330 |
|-------------|------------|

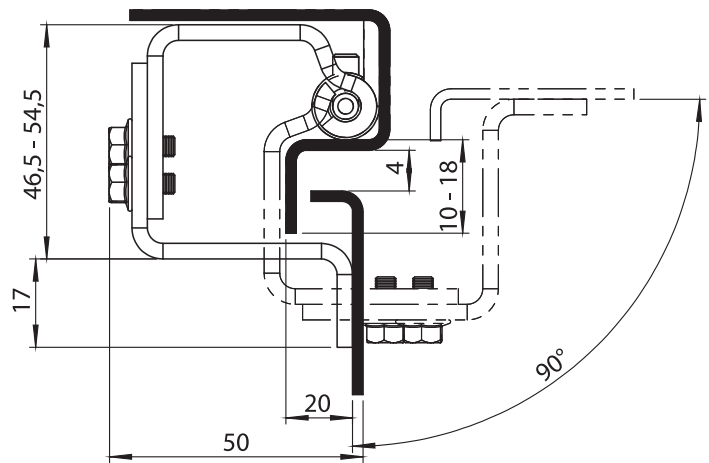


Concealed Hinges



**Material**

- Housing** : Steel, zinc plated
- Welding Part** : Steel
- Pin** : Steel, zinc plated

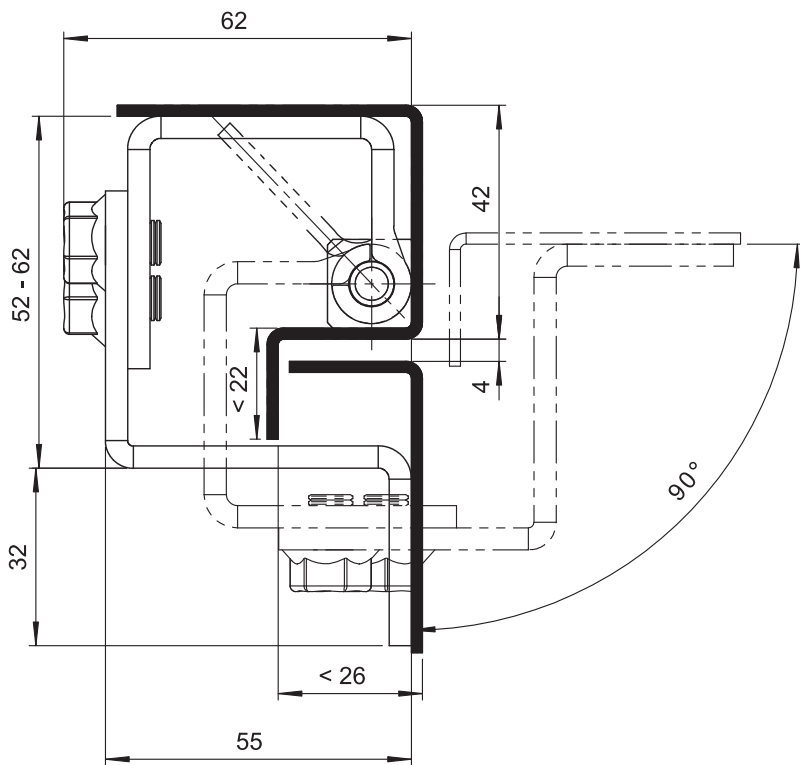
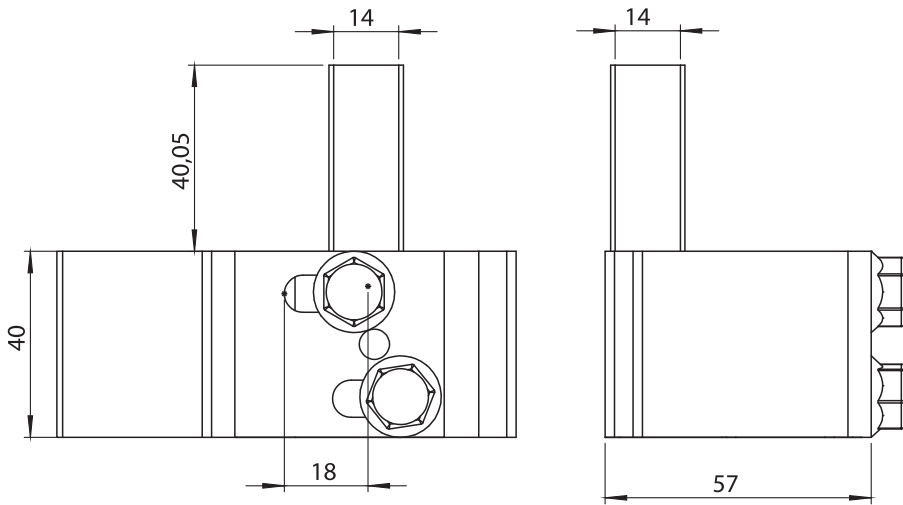


**3055 - 90° Hinge**

|             |            |
|-------------|------------|
|             |            |
| Item Number | 3055 - 330 |



LH/RH



Concealed Hinges

### Material

- Housing** : Steel, zinc plated
- Welding Part** : Steel
- Pin** : Steel, zinc plated

### 3073 - 90° Hinge

|             |            |
|-------------|------------|
| Item Number | 3073 - 330 |
|-------------|------------|

LH/RH





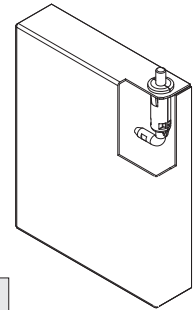
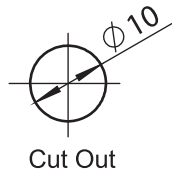
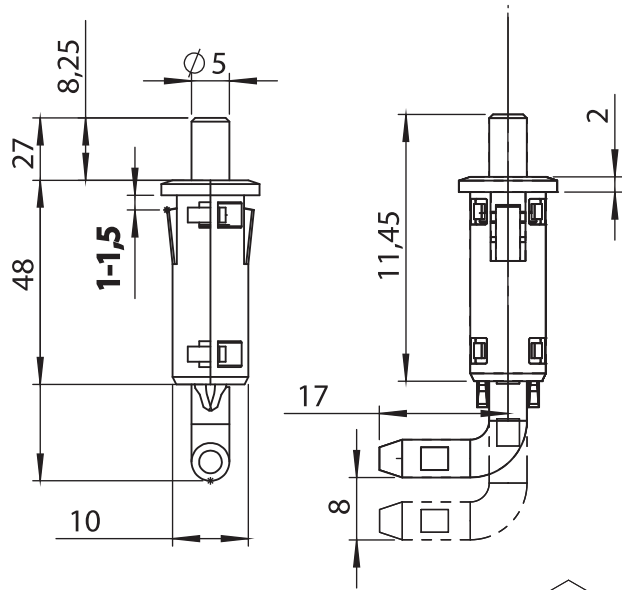
**3076**  
120° Hinge



**Material**  
**Housing** : Polyamide (PA6 GFR30), black  
**Pin** : Steel, zinc plated  
**Spring** : Spring steel



LH/RH



**3076 - 120° Hinge**

|             |            |
|-------------|------------|
| Item Number | 3076 - 100 |
|-------------|------------|

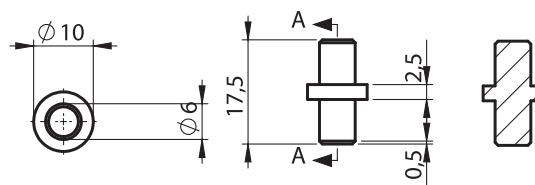
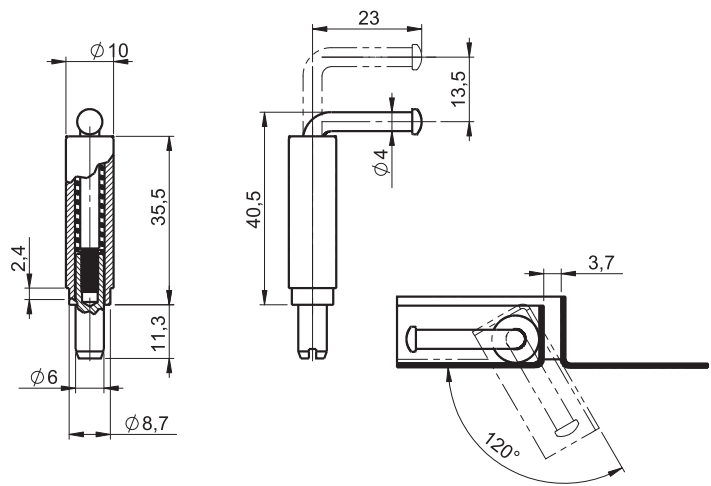
**3028**  
120° Hinge



**Material**  
**Housing** : Steel raw  
**Pin** : Steel, zinc plated  
**Spring** : Spring steel

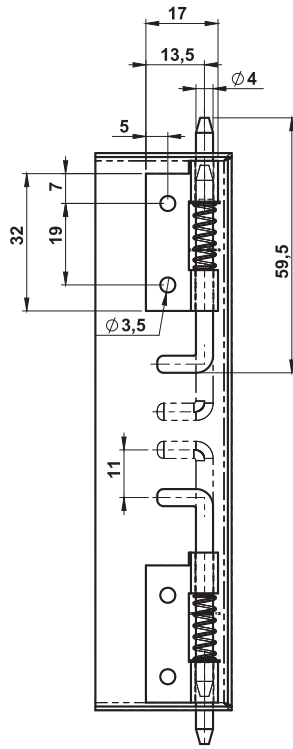


LH/RH



**3028 - 120° Hinge**

|             | Hinge      | Opposite Part |
|-------------|------------|---------------|
| Item Number | 3028 - 400 | 3028 - 405    |



**3023 - 120° Hinge**

|             | RH         | LH         |
|-------------|------------|------------|
| Non Plated  | 3023 - 300 | 3024 - 300 |
| Zinc Plated | 3023 - 330 | 3024 - 330 |

**3023  
120° Hinge**



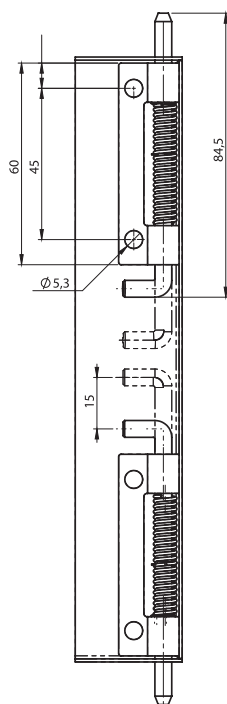
**Material**

- Housing** : Steel, non plated or zinc plated
- Pin** : Steel, zinc plated
- Spring** : Spring steel

LH/RH



Concealed Hinges



**3025 - 120° Hinge**

|             | RH       | LH       |
|-------------|----------|----------|
| Non Plated  | 3025-300 | 3027-300 |
| Zinc Plated | 3025-330 | 3027-330 |

**3025  
120° Hinge**



**Material**

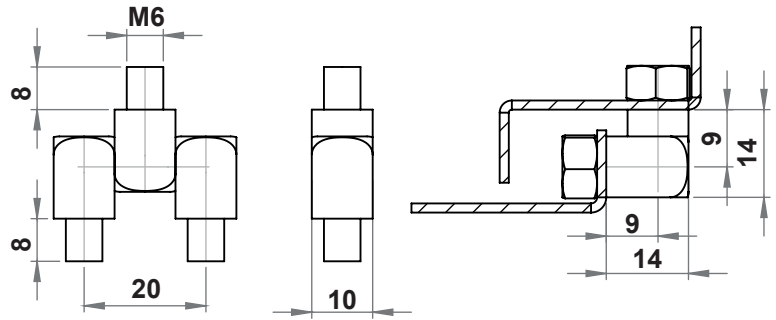

- Housing** : Steel, non plated or zinc plated
- Pin** : Steel, zinc plated
- Spring** : Spring steel

LH/RH



## SIDE HINGES

**3085**  
180° Side Hinge (10 mm)



**3085 - 180° Hinge**

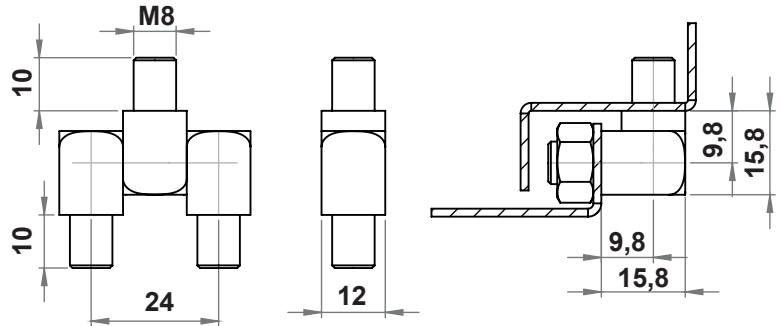

|             | Raw        | Nickel Plated |
|-------------|------------|---------------|
| Item Number | 3085 - 400 | 3085 - 430    |

**MATERIAL**

Housing : Brass, raw or nickel plated

Side Hinges

**3086**  
180° Side Hinge (12 mm)



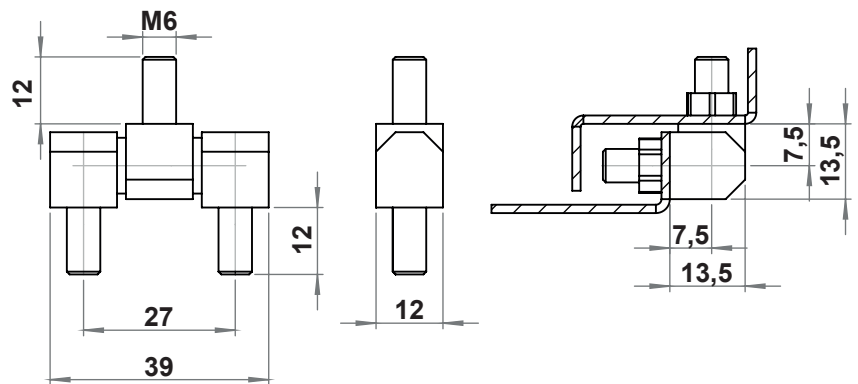
**3086 - 180° Hinge**

|             | Raw        | Nickel Plated |
|-------------|------------|---------------|
| Item Number | 3086 - 400 | 3086 - 450    |

**MATERIAL**

Housing : Brass, raw or nickel plated

**3031**  
180° Side Hinge (12 mm)

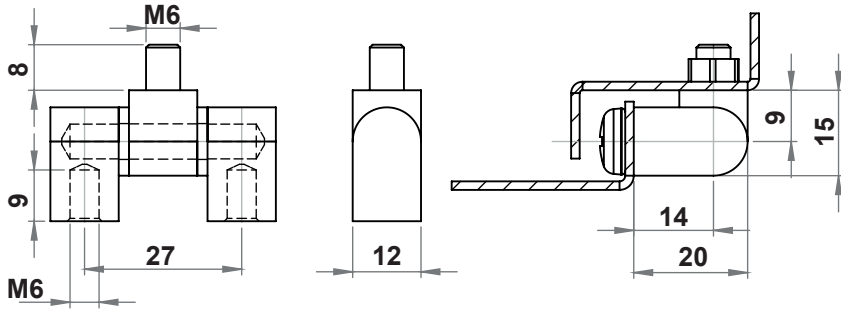


**3031 - 180° Hinge**

|             | Raw        | Chrome Plated |
|-------------|------------|---------------|
| Item Number | 3031 - 400 | 3031 - 430    |

**MATERIAL**


Housing : Brass, raw or chrome plated



3231 - Hinge

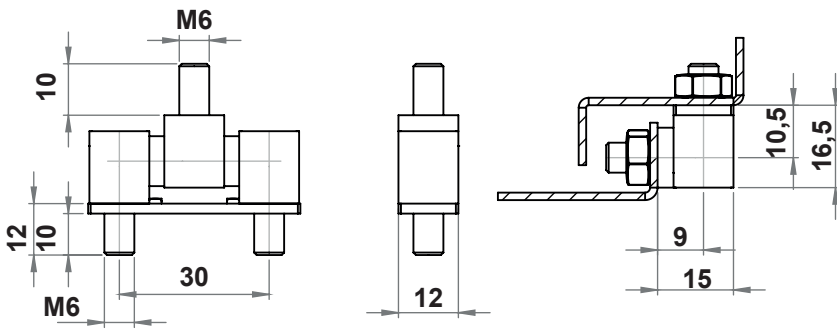
|             |            |
|-------------|------------|
| Item Number | 3231 - 400 |
|-------------|------------|

3231 Side Hinge



**MATERIAL**

Housing : Brass, raw or chrome plated



3087 - Hinge

|         | Raw        | Chrome Plated |
|---------|------------|---------------|
| 90° M6  | 3093 - 406 | 3093 - 436    |
| 90° M8  | 3093 - 408 | 3093 - 438    |
| 180° M6 | 3087 - 406 | 3087 - 436    |
| 180° M8 | 3087 - 408 | 3087 - 438    |

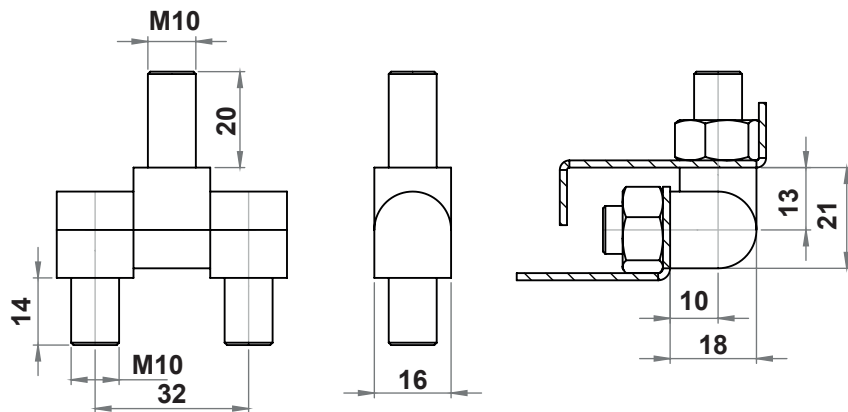
3087 Side Hinge (12 mm)



**MATERIAL**

Housing : Brass, raw or chrome plated  
Pin : Brass, chrome plated

Side Hinges



3089 - 180° Hinge

|             | Raw        | Chrome Plated |
|-------------|------------|---------------|
| Item Number | 3089 - 400 | 3089 - 430    |


3089 180° Side Hinge (16 mm)



**MATERIAL**

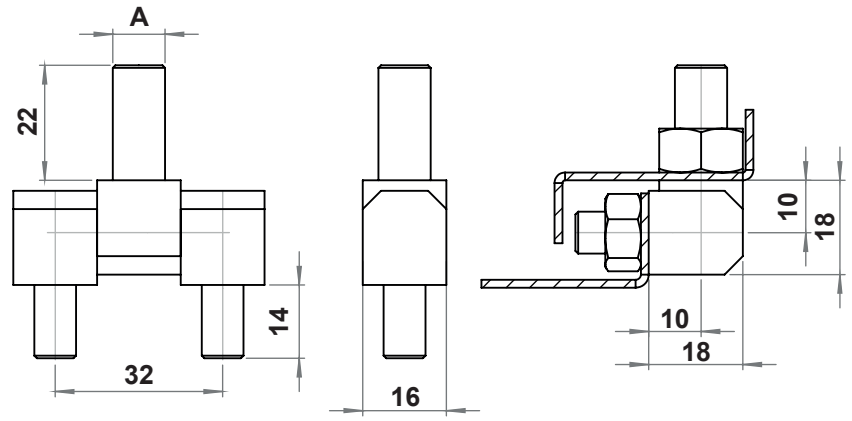
Housing : Brass, raw or chrome plated  
Pin : Brass, chrome plated

**3090**  
180° Side Hinge (22 mm)



**MATERIAL**

**Housing** : Steel, zinc plated  
**Pin** : Steel, zinc plated




**3090 - 180° Hinge**

|             | A=M8       | A=M10      |
|-------------|------------|------------|
| Item Number | 3090 - 445 | 3090 - 440 |

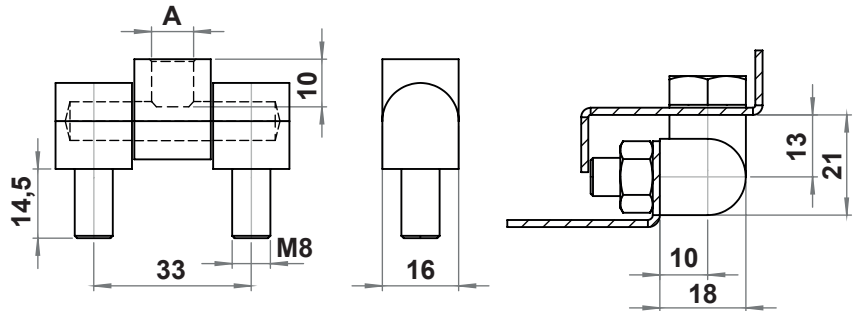
Side Hinges

**3033**  
180° Side Hinge



**MATERIAL**

**Housing** : Steel, zinc plated  
**Pin** : Steel, zinc plated



**3033 - 180° Hinge**

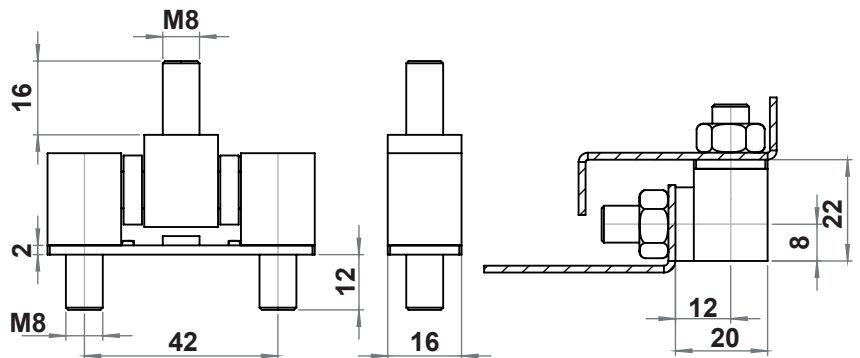
|             | A=M8       | A=M10      |
|-------------|------------|------------|
| Item Number | 3033 - 445 | 3033 - 440 |

**3088**  
100° Side Hinge (16 mm)



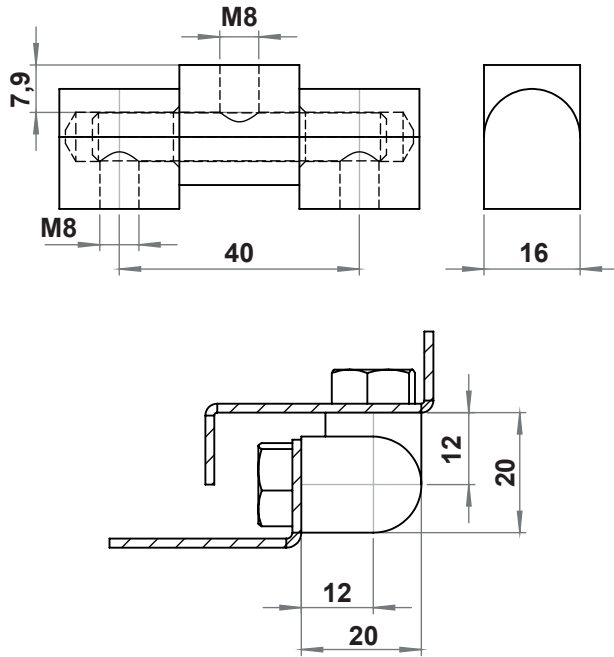
**MATERIAL**

**Housing** : Brass, raw or chrome plated  
**Pin** : Brass, chrome plated



**3088 - 100° Hinge**

|             | Raw        | Chrome Plated |
|-------------|------------|---------------|
| Item Number | 3088 - 408 | 3088 - 438    |



**3091 - 180° Hinge**

|             |            |
|-------------|------------|
| Item Number | 3091 - 430 |
|-------------|------------|

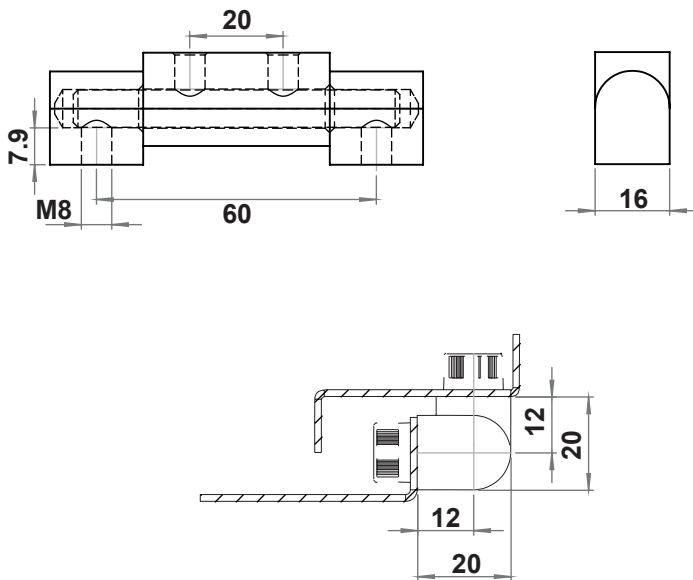
**3091  
180° Hinge**



**MATERIAL**

Housing : Brass, zinc plated  
Pin : Brass, zinc plated


Side Hinges



**3092 - 180° Hinge**

|             | Brass, Chrome Plated | Steel, Chrome Plated |
|-------------|----------------------|----------------------|
| Item Number | 3092 - 430           | 3092 - 440           |

**3092  
180° Hinge**



**MATERIAL**

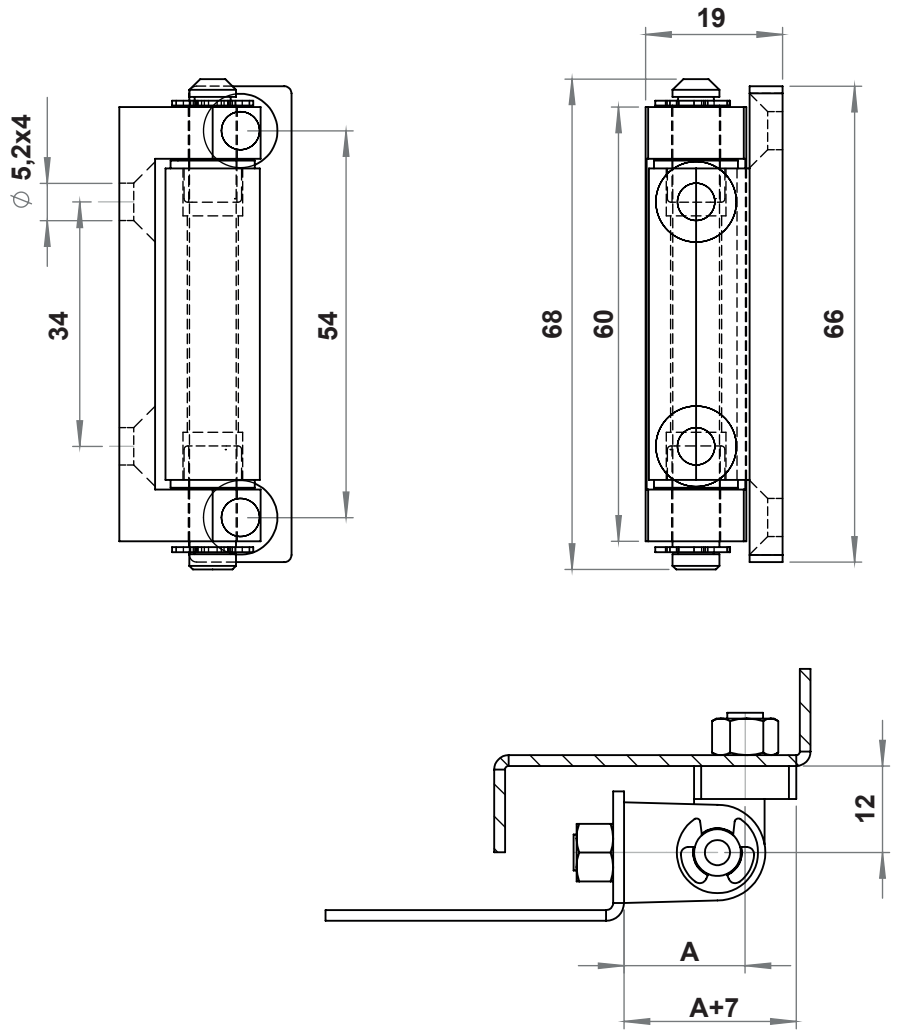
Housing : Brass, chrome plated / Steel, zinc plated  
Pin : Brass, chrome plated / Steel, zinc plated



Side Hinges

**MATERIAL****Housing** : Zinc die, chrome plated or black coated**Pin** : Steel, zinc plated**Washer** : Polyamide (PA)**OPTIONS**

Stainless steel version available.

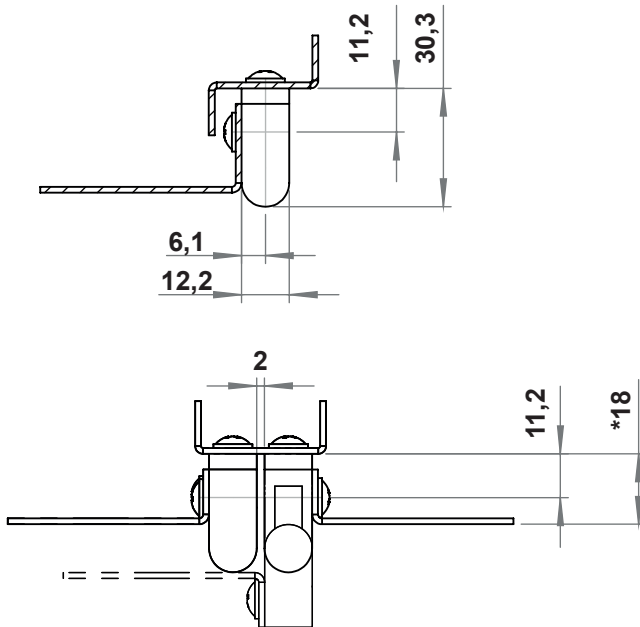
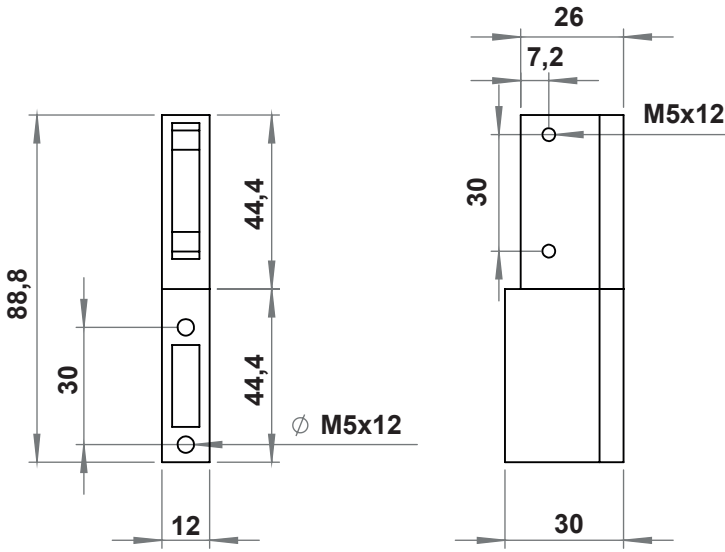
**3008 - 180° Hinge**

|           | Black Plated | Chrome Plated |
|-----------|--------------|---------------|
| A=13,5 mm | 3008 - 210   | 3008 - 220    |
| A=23,5 mm | 3082 - 210   | 3082 - 220    |



LH/RH






\* This dimension will be between 18-23,5mm.  
If it is 18mm, door will open 180°.



## MATERIAL

Housing : Zinc die, chrome plated or black coated  
Pin : Steel, zinc plated



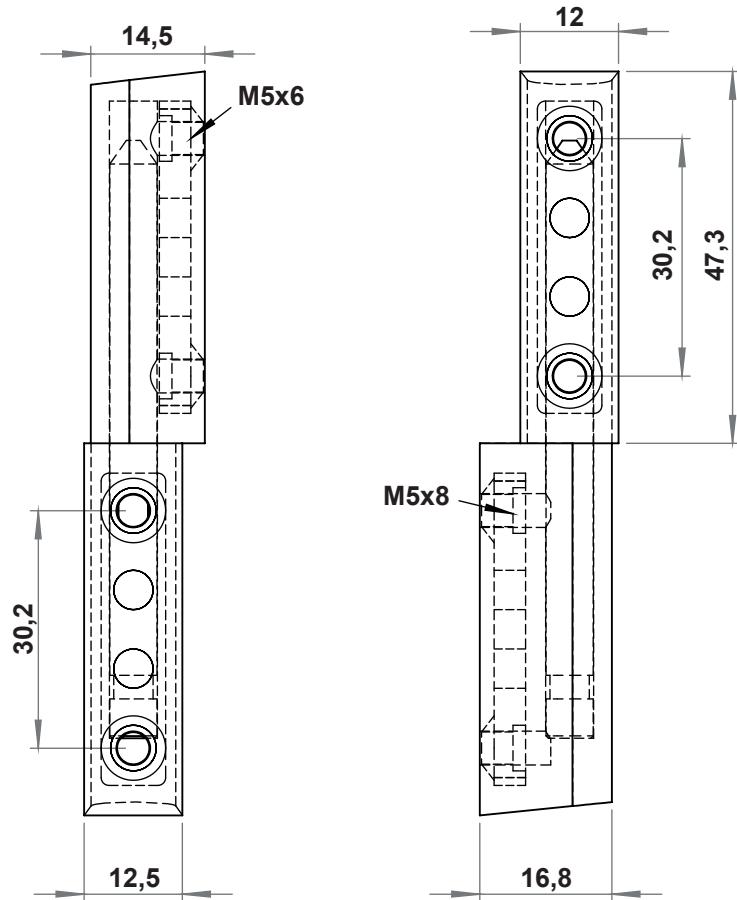
## 3074 - 180° Side Hinge (Lift-Off)

|             | Black Plated | Chrome Plated |
|-------------|--------------|---------------|
| Item Number | 3074 - 210   | 3074 - 220    |



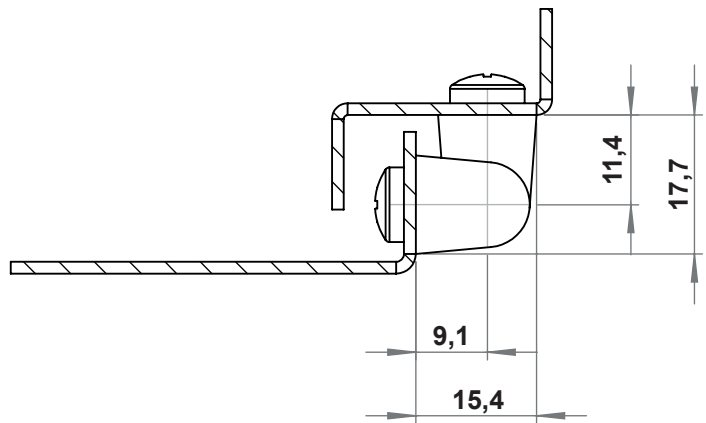
LH/RH





**MATERIAL**

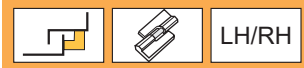
Housing : Polyamide (PA6 GFR30), black  
 Pin : Steel, zinc plated

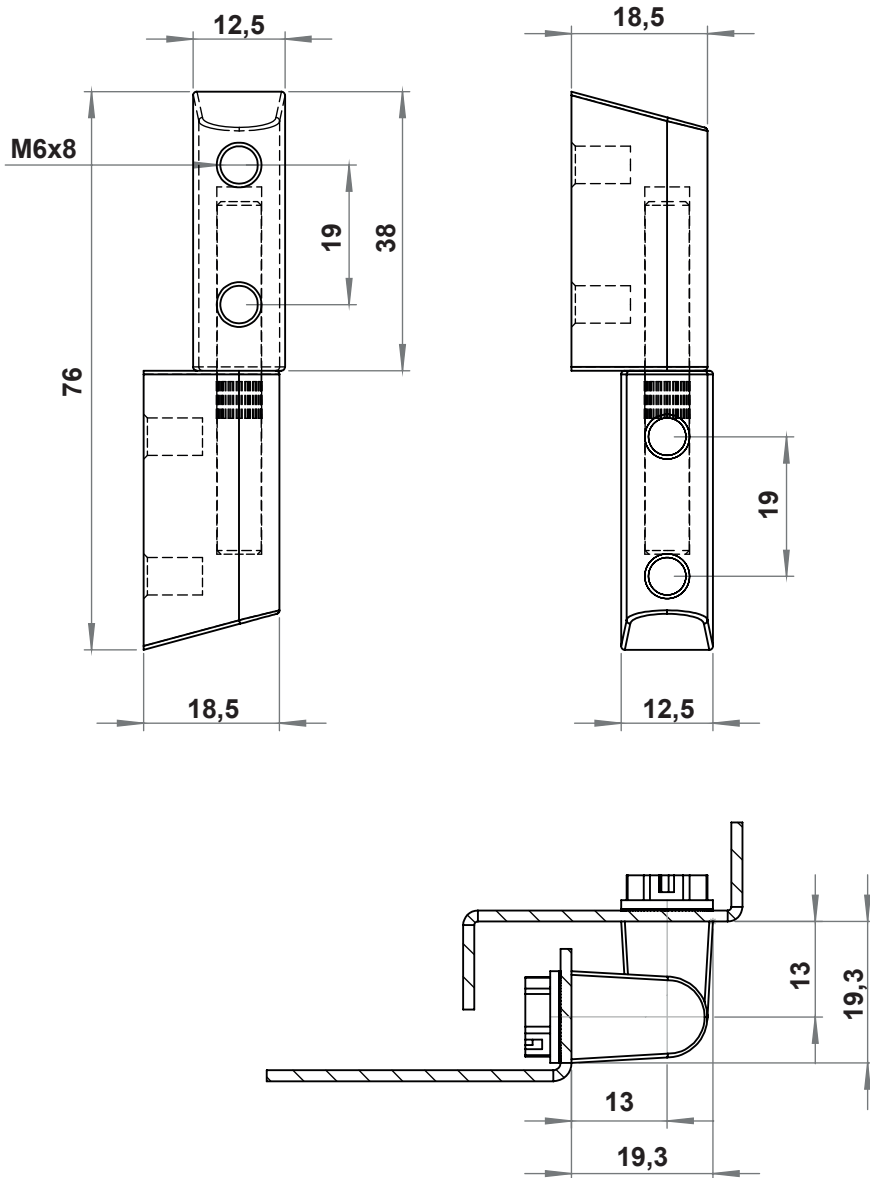


\* Attention! The screws should not touch the pin.

**3068 - 180° Side Hinge (Lift-Off)**

|             |            |
|-------------|------------|
| Item Number | 3068 - 100 |
|-------------|------------|





Side Hinges

### MATERIAL

Housing : Stainless steel AISI 316

Pin : Steel, zinc plated



### 3125 - 180° Side Hinge (Lift-Off)

|             |            |
|-------------|------------|
| Item Number | 3125 - 500 |
|-------------|------------|



LH/RH



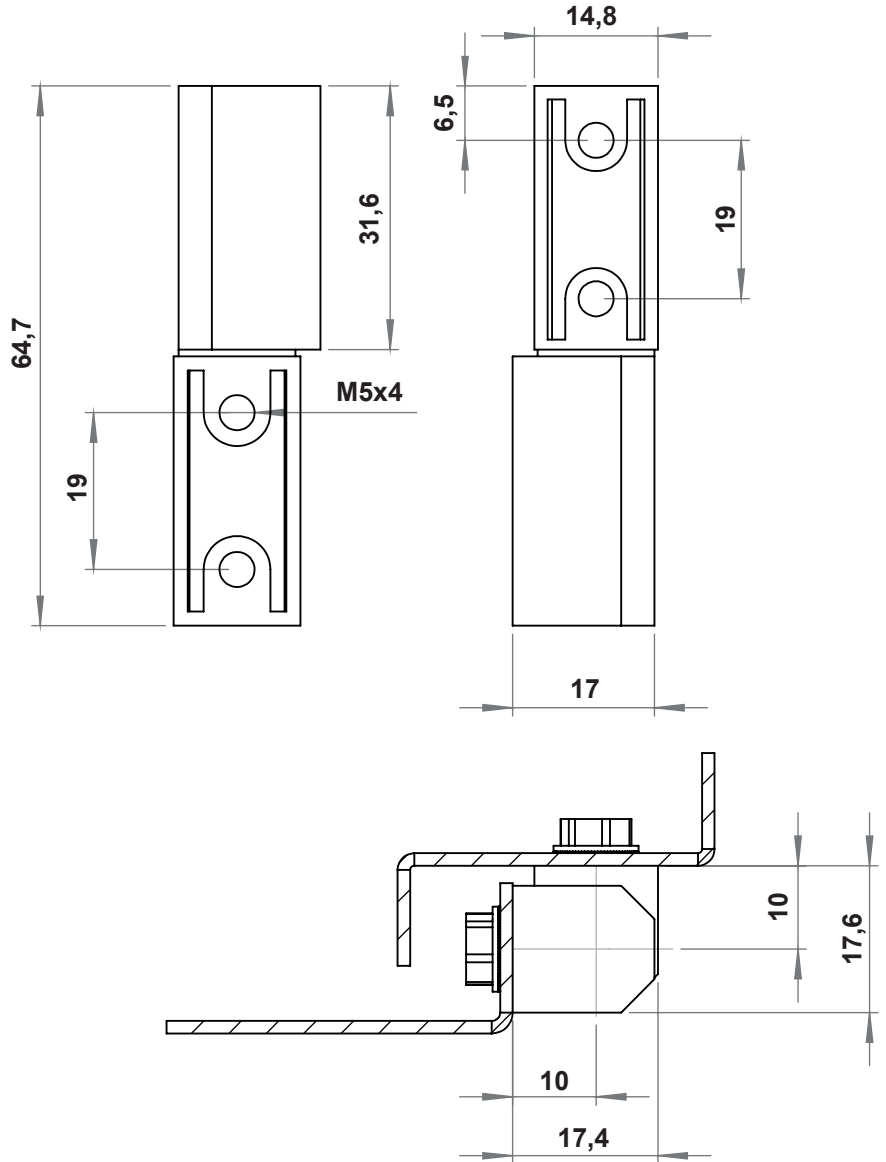


**MATERIAL**

**Housing** : Zinc die, chrome plated or black coated  
**Pin** : Steel, zinc plated

**OPTIONS**

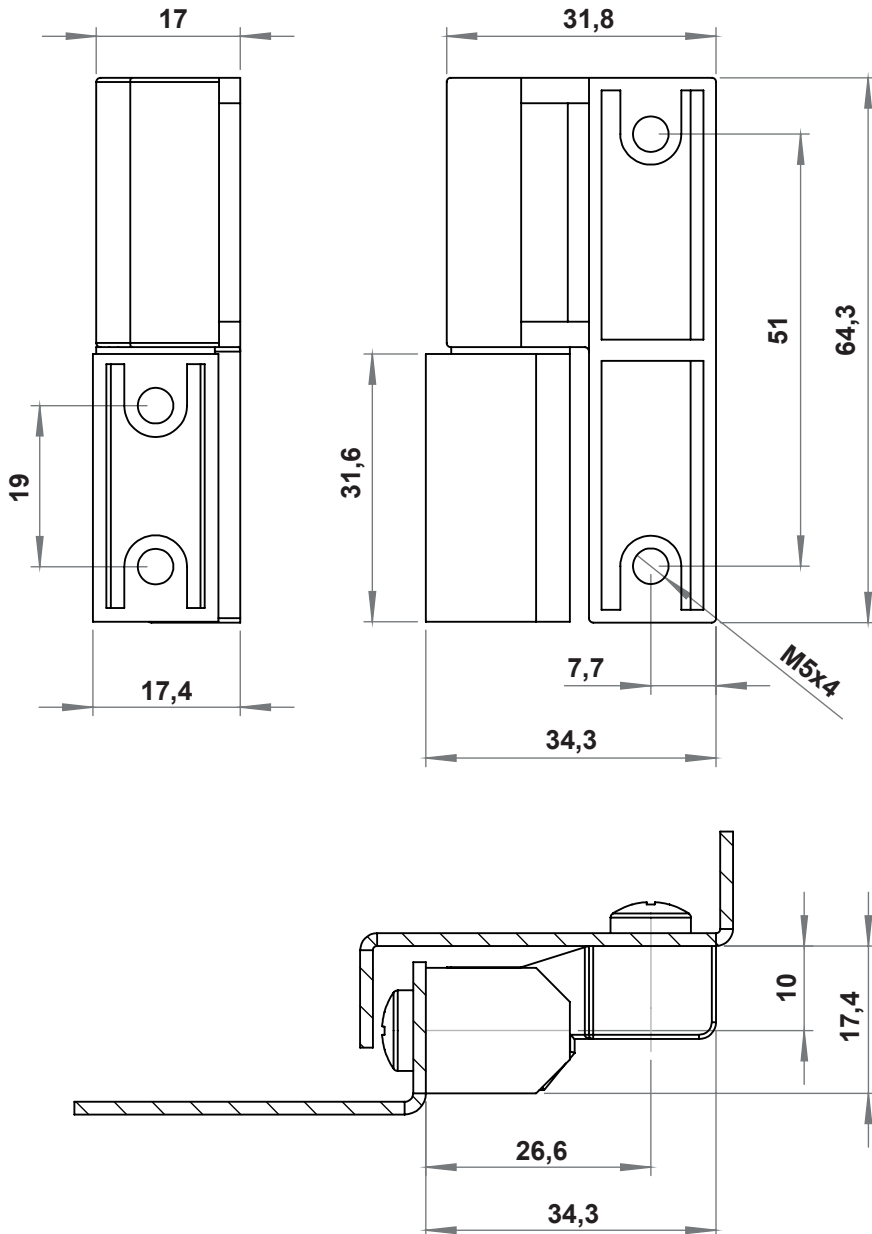
Stainless steel version available.



**3067 - 180° Side Hinge (Lift-Off)**

|             | Black Coated | Chrome Coated |
|-------------|--------------|---------------|
| Item Number | 3067 - 210   | 3067 - 220    |






Side Hinges

### MATERIAL

Housing : Zinc die, chrome plated or black coated  
 Pin : Steel, zinc plated




### 3071 - 90° Side Hinge (Lift-Off)

|                 | Raw        | Black Coated | Chrome Coated |
|-----------------|------------|--------------|---------------|
| Door RH version | 3071 - 200 | 3071 - 210   | 3071 - 220    |
| Door LH version | 3171 - 200 | 3171 - 210   | 3171 - 220    |



LH/RH





## 8 - Corner Hinges



Page 202



Page 203



Page 204



Page 205



Page 206



Page 208



Page 210



Page 212



Page 214



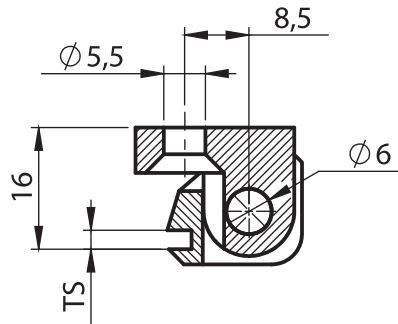
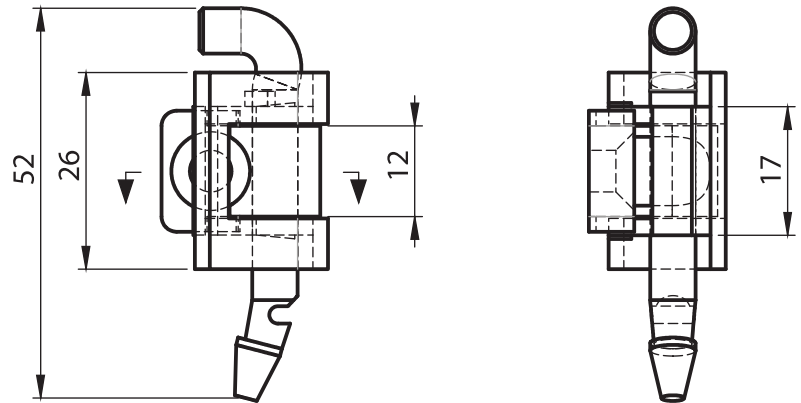
Page 216

## **Corner Hinges**



**3038  
180° Hinge**

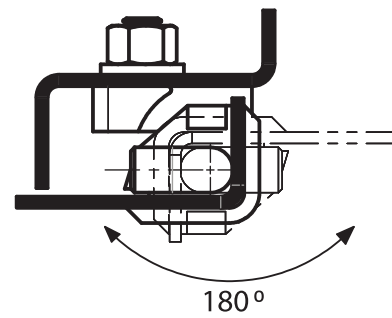
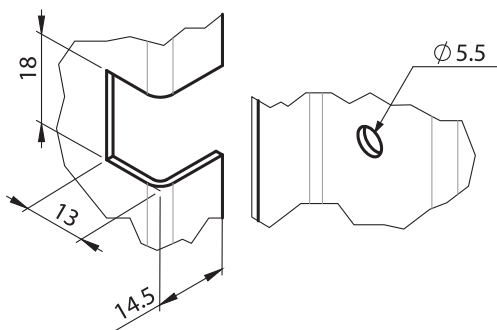




**Material**

**Housing** : Polyamide (PA)  
**Pin** : Polyamide (PA) or steel, zinc plated

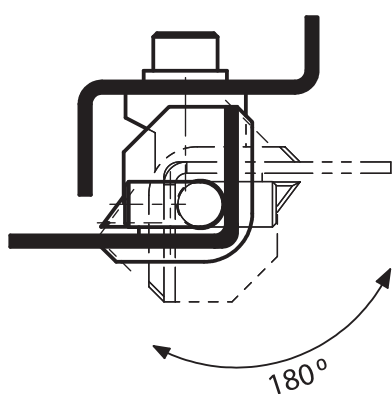
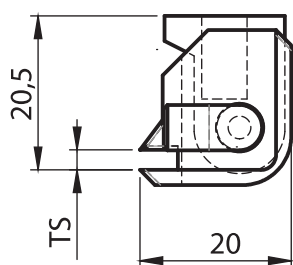
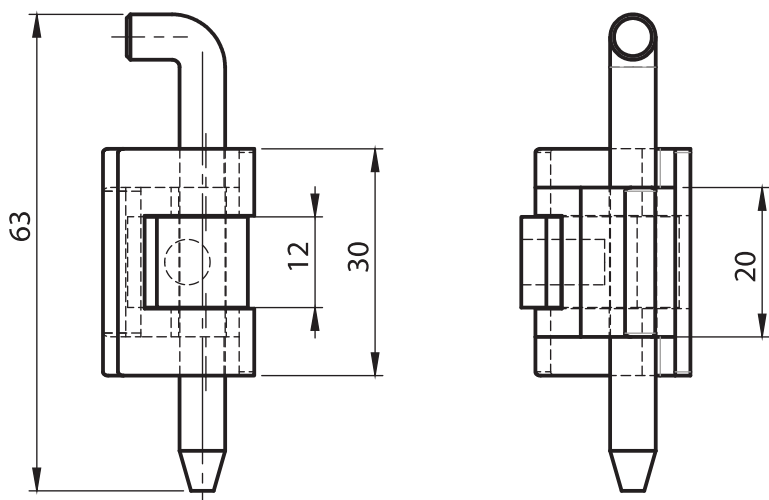
**Cut Out**



**3003 - 180° Hinge**

| TS            | With Plastic Pin | With Steel Pin |
|---------------|------------------|----------------|
| 1mm - 1,25 mm | 3003 - 100       | 3003 - 105     |
| 1,5mm - 2 mm  | 3004 - 100       | 3004 - 105     |





3006 - 180° Hinge

| TS            | Black Coated | Chrome Plated |
|---------------|--------------|---------------|
| 1mm - 1,25 mm | 3037 - 210   | 3037 - 220    |
| 1,5mm - 2 mm  | 3006 - 210   | 3006 - 220    |



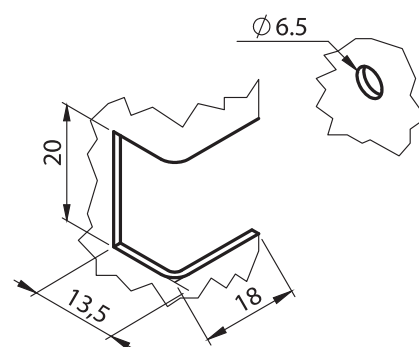
Corner Hinges

**Material**

**Housing** : Zinc die, chrome plated or black coated

**Pin** : Steel, zinc plated

**Cut Out**



LH/RH

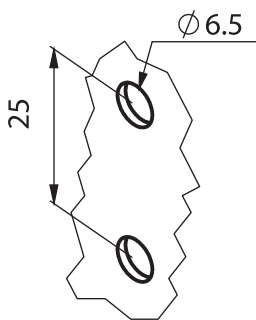




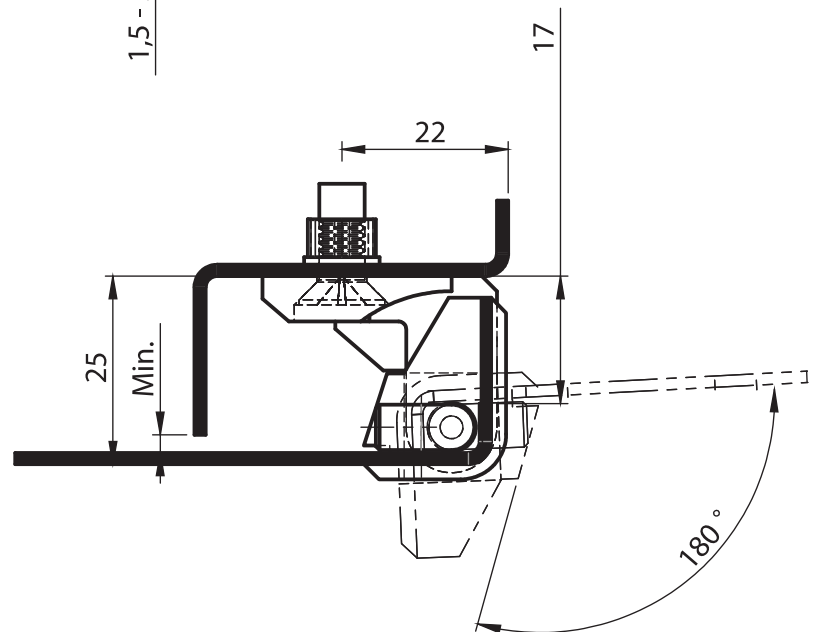
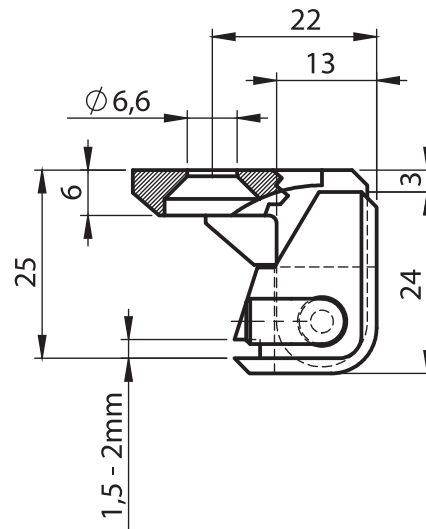
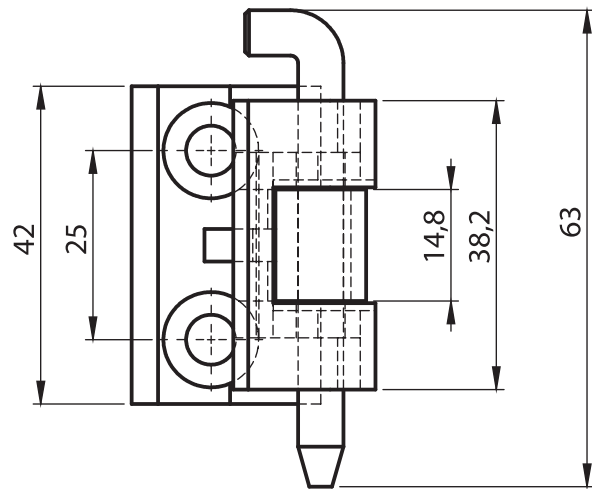
**Material**

- Housing** : Zinc die, chrome plated or black coated
- Pin** : Steel, zinc plated

**Cut Out**

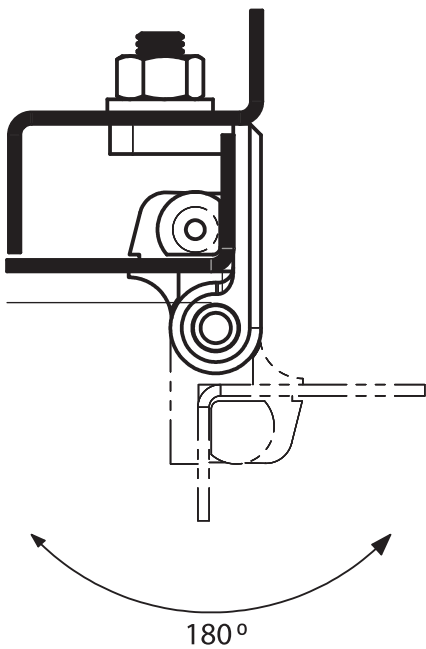
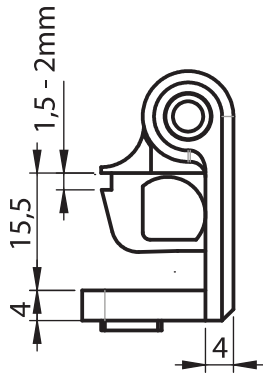
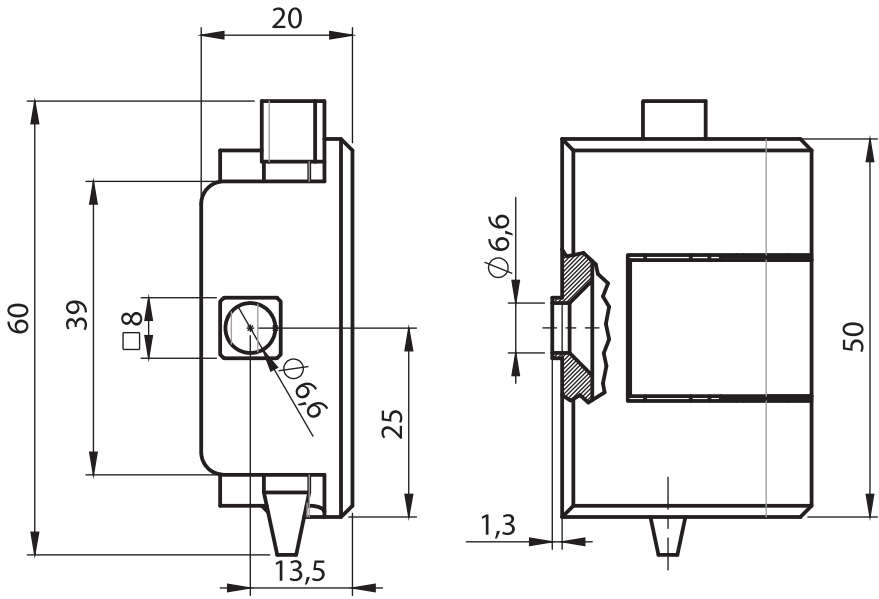


LH/RH



**3005 - 180° Hinge**

|             | Black Coated | Chrome Plated |
|-------------|--------------|---------------|
| Item Number | 3005 - 210   | 3005 - 220    |



3002 - 180° Hinge

|             | Black Coated | Chrome Plated |
|-------------|--------------|---------------|
| Item Number | 3002 - 210   | 3002 - 220    |



Corner Hinges

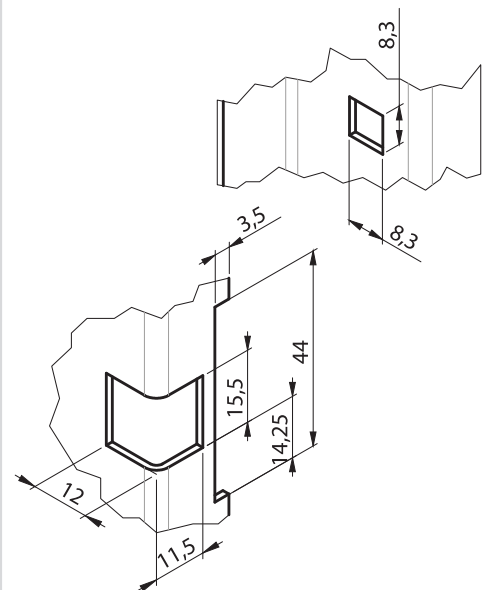
### Material

**Housing** : Zinc die, chrome plated or black coated

**Pin** : Steel and Polyamide (PA)

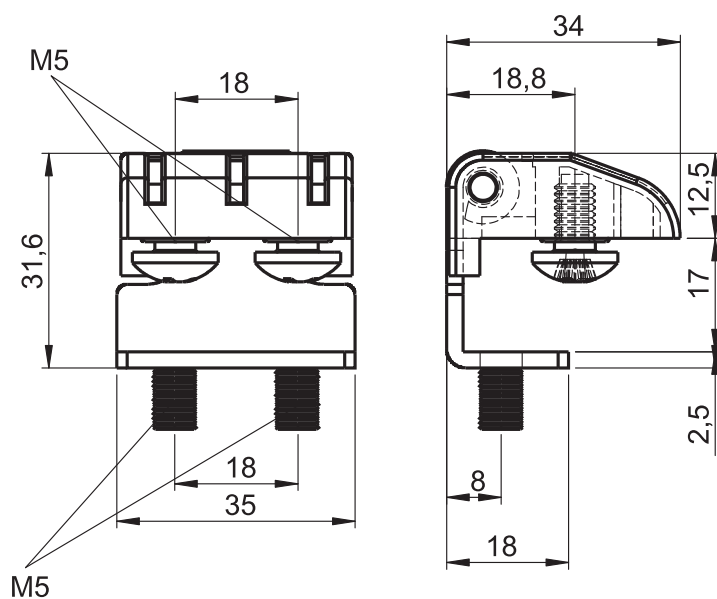
**Washers** : Polyamide (PA)

### Cut Out



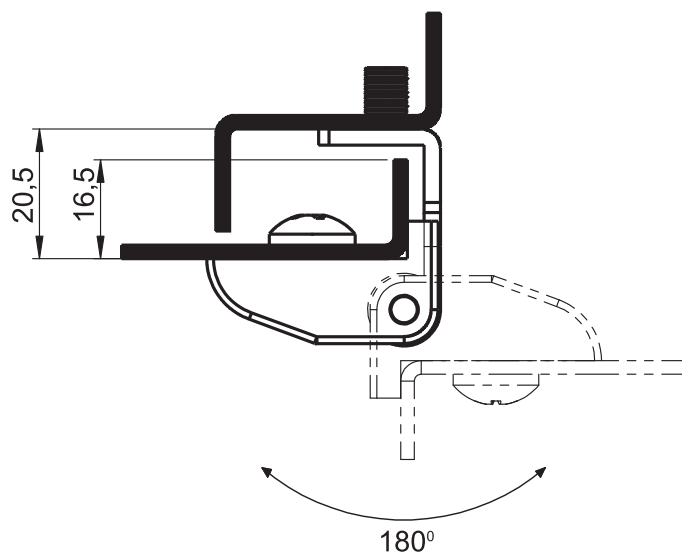
LH/RH





**Material**

- Housing** : Zinc die and steel  
Black coated or chrome plated
- Pin** : Steel, zinc plated

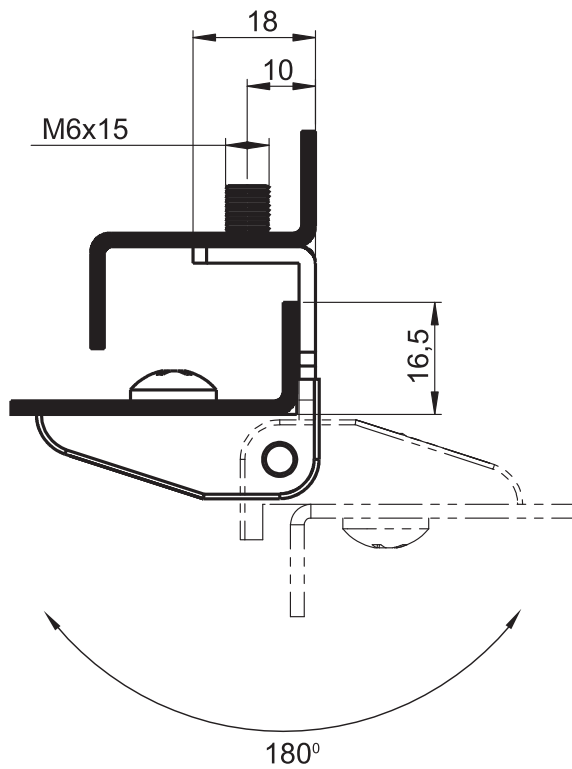
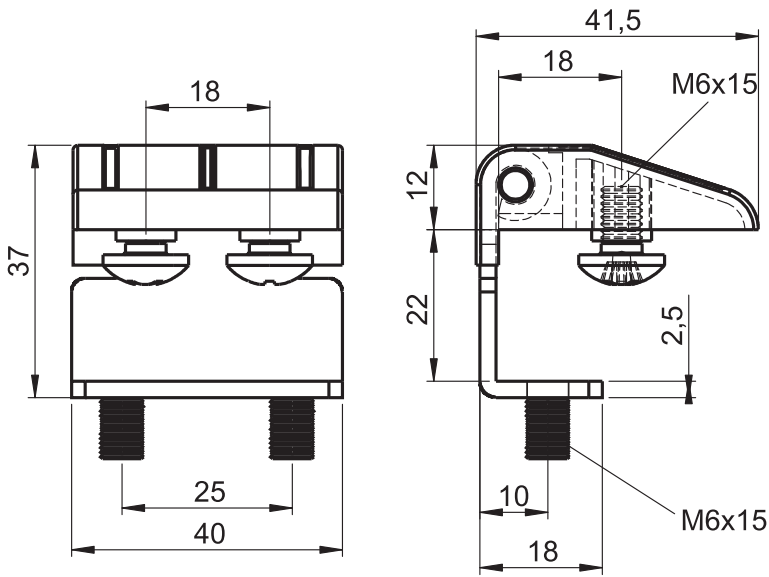


3039 - 180° Hinge

|             | Black Coated | Chrome Plated |
|-------------|--------------|---------------|
| With Holes  | 3039 - 210   | 3039 - 220    |
| With Screws | 3039 - 211   | 3039 - 221    |



LH/RH



Corner Hinges

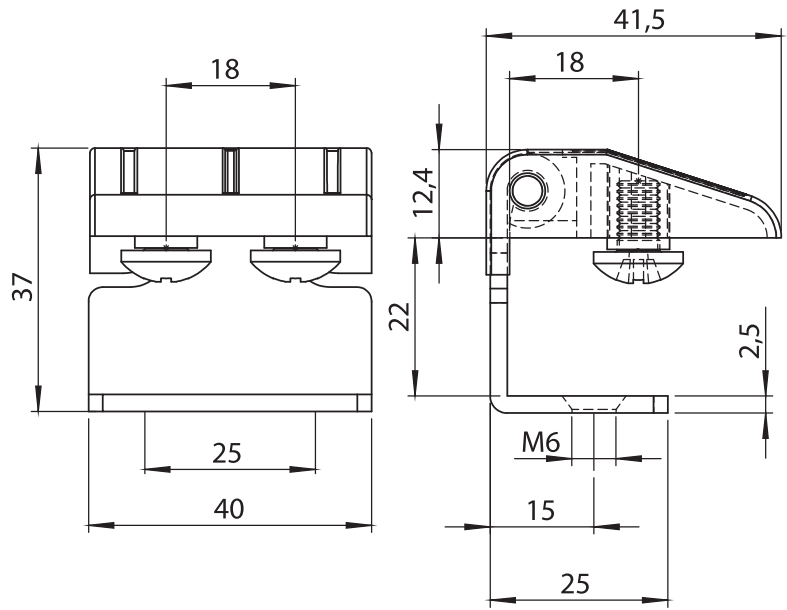
**Material**

**Housing** : Zinc die and steel  
Black coated or chrome plated  
**Pin** : Steel, zinc plated

**3038 - 180° Hinge**

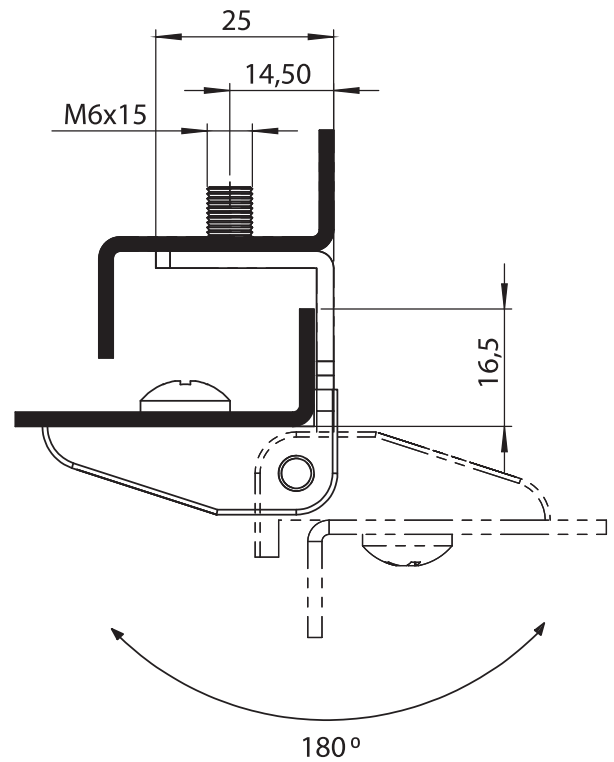
|             | Black Coated | Chrome Plated |
|-------------|--------------|---------------|
| With Holes  | 3038 - 210   | 3038 - 220    |
| With Screws | 3038 - 211   | 3038 - 221    |





**Material**

- Housing** : Zinc die and steel  
Black coated or chrome plated
- Pin** : Steel, zinc plated




**3041 - 180° Hinge**

|             | Black Coated | Chrome Plated |
|-------------|--------------|---------------|
| With Holes  | 3041 - 210   | 3041 - 220    |
| With Screws | 3041 - 211   | 3041 - 221    |

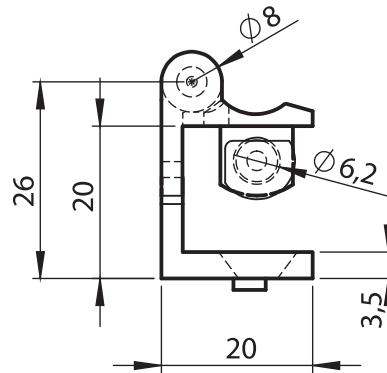
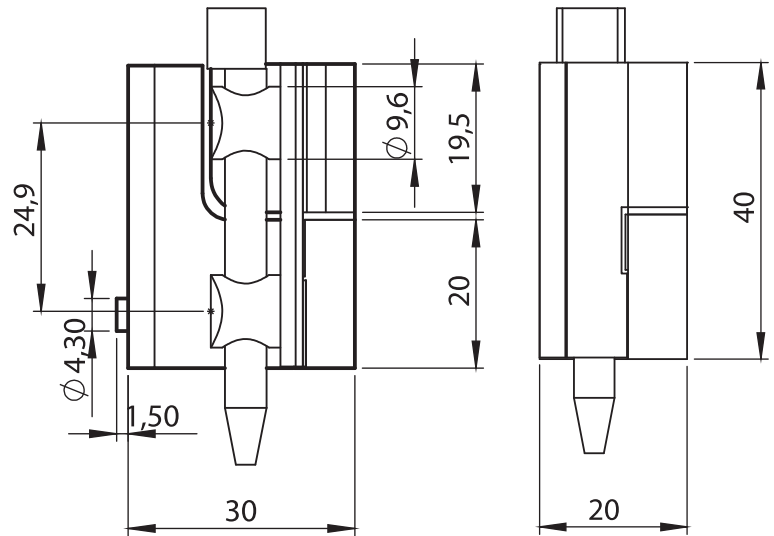


LH/RH



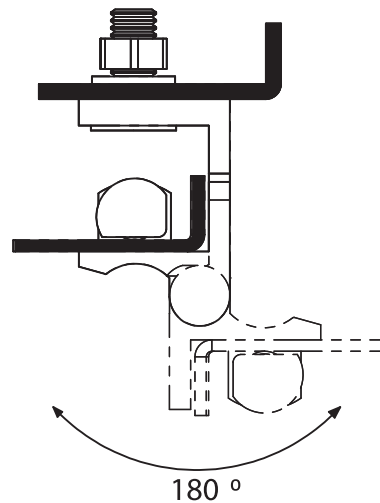
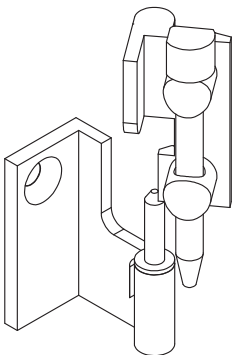
Notes





**Material**

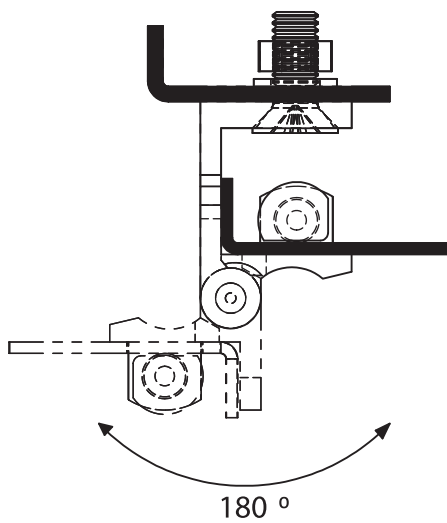
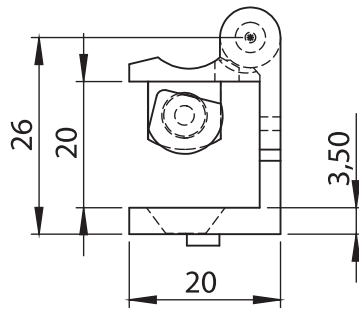
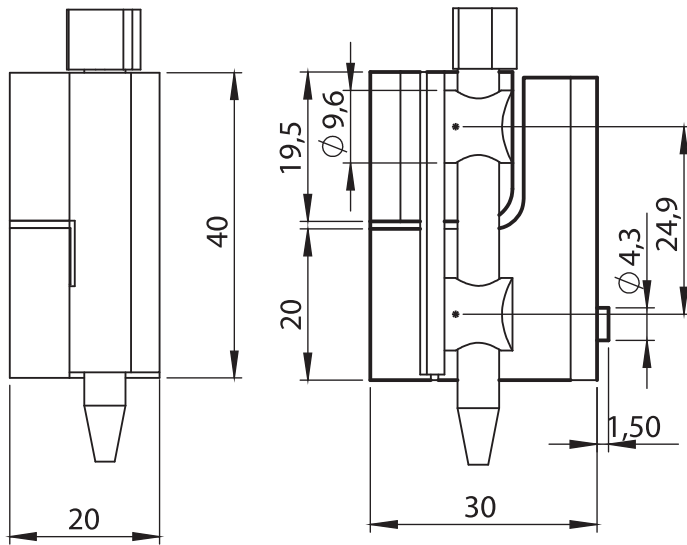
- Housing** : Zinc die, black coated or chrome plated
- Pin 1** : Steel, zinc plated
- Pin 2** : Polyamide (PA)
- Washer** : Brass



3054 - 180° Hinge

|             | Black Coated | Chrome Plated |
|-------------|--------------|---------------|
| Item Number | 3054 - 210   | 3054 - 220    |

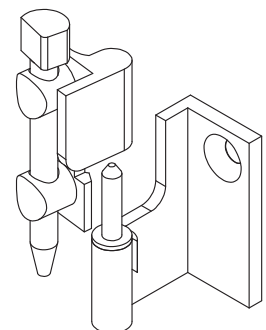




Corner Hinges

### Material

- Housing** : Zinc die, black coated or chrome plated
- Pin 1** : Steel, zinc plated
- Pin 2** : Polyamide (PA)
- Washer** : Brass



3055 - 180° Hinge

|             | Black Coated | Chrome Plated |
|-------------|--------------|---------------|
| Item Number | 3055 - 210   | 3055 - 220    |



LH



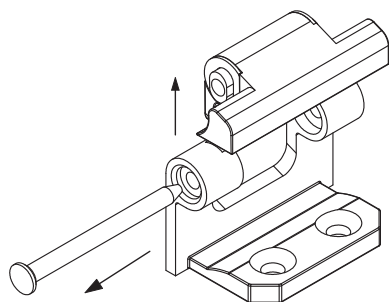
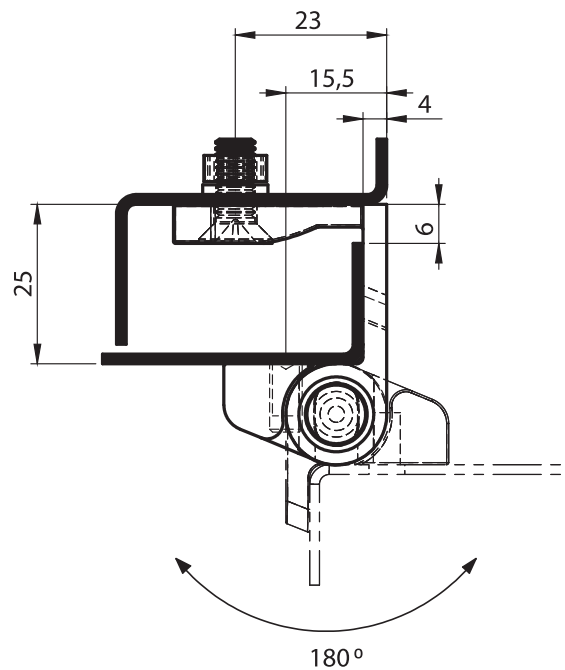
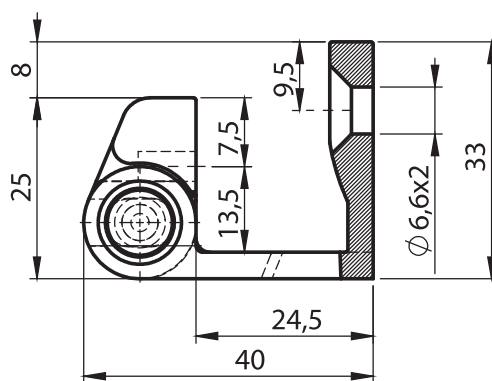
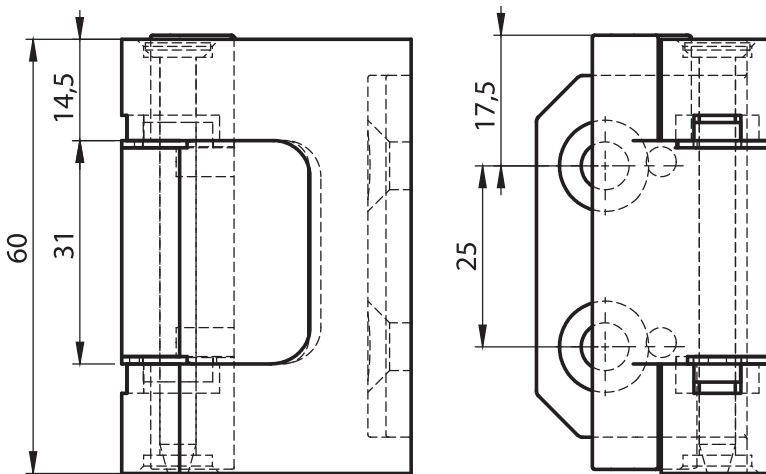


Corner Hinges

**Material**

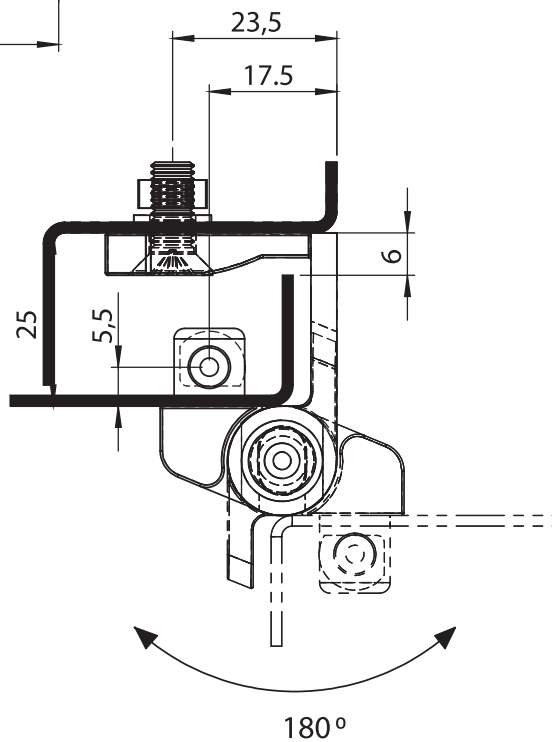
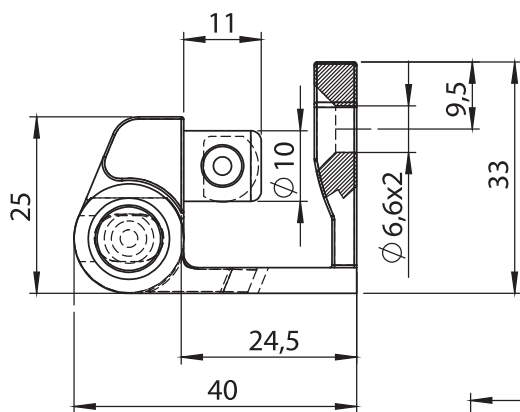
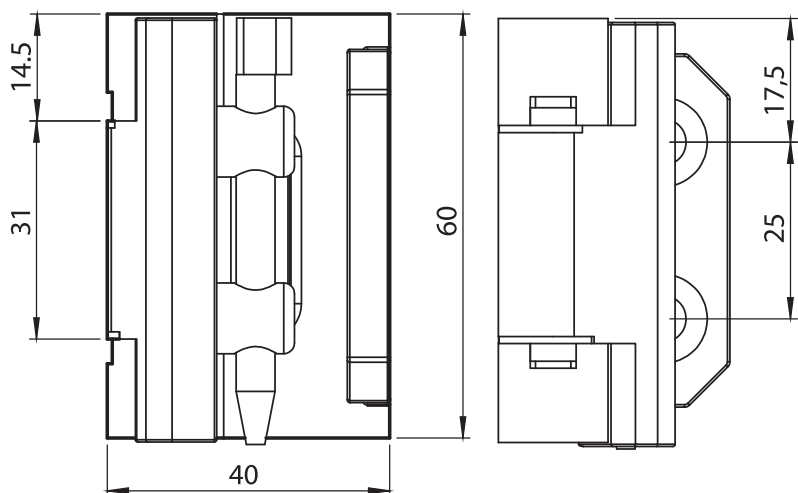
**Housing** : Zinc die, black coated or chrome plated

**Pin** : Polyamide (PA)



**3007 - 180° Hinge**

|             | Black Coated | Chrome Plated |
|-------------|--------------|---------------|
| Item Number | 3007 - 210   | 3007 - 220    |

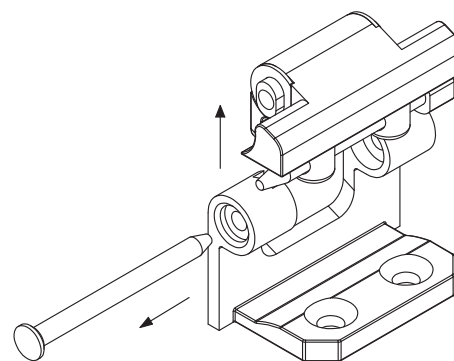


Corner Hinges

### Material

**Housing** : Zinc die, black coated or chrome plated

**Pin** : Polyamide (PA)



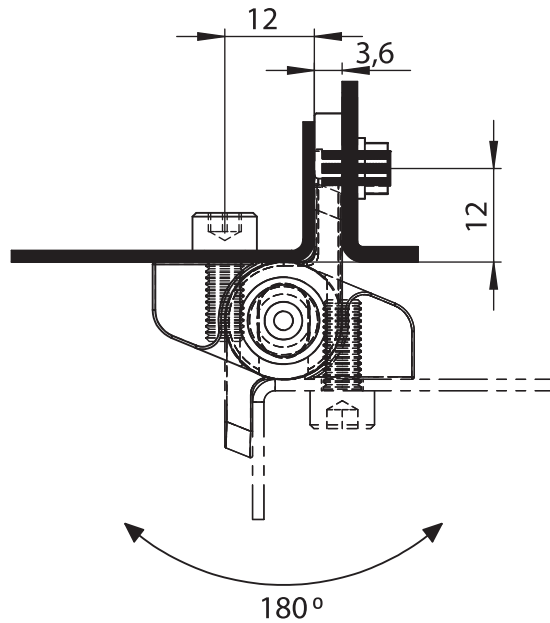
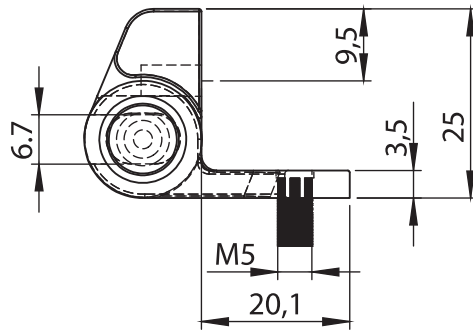
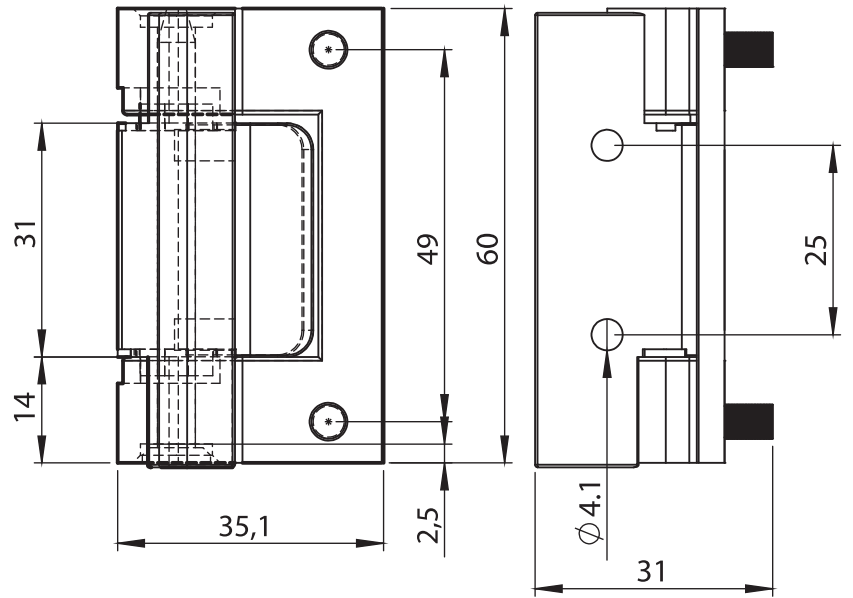
### 3058 - 180° Hinge

|             | Black Coated | Chrome Plated |
|-------------|--------------|---------------|
| Item Number | 3058 - 210   | 3058 - 220    |



LH/RH

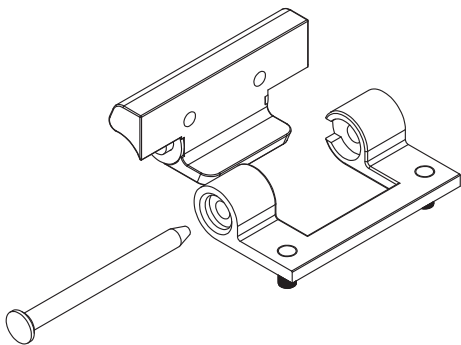




**Material**

**Housing** : Zinc die, black coated or chrome plated

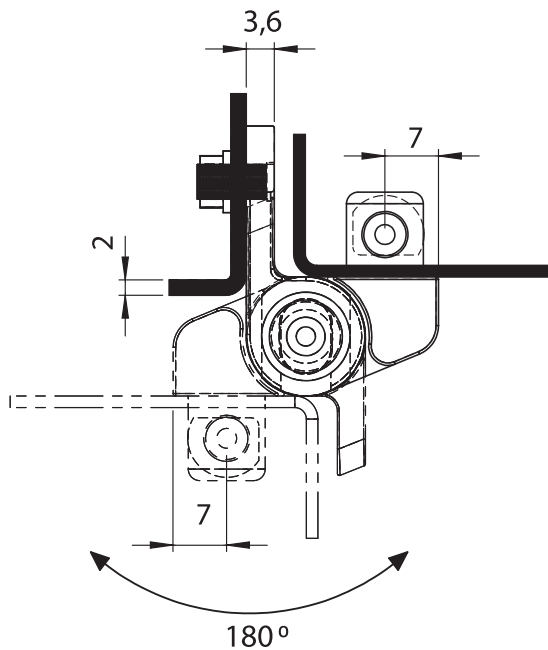
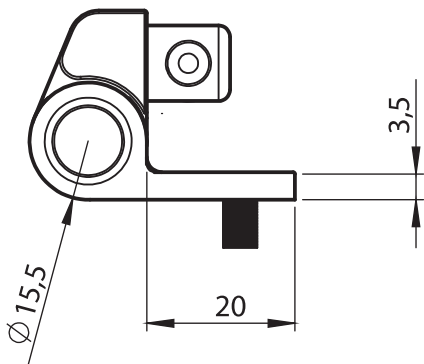
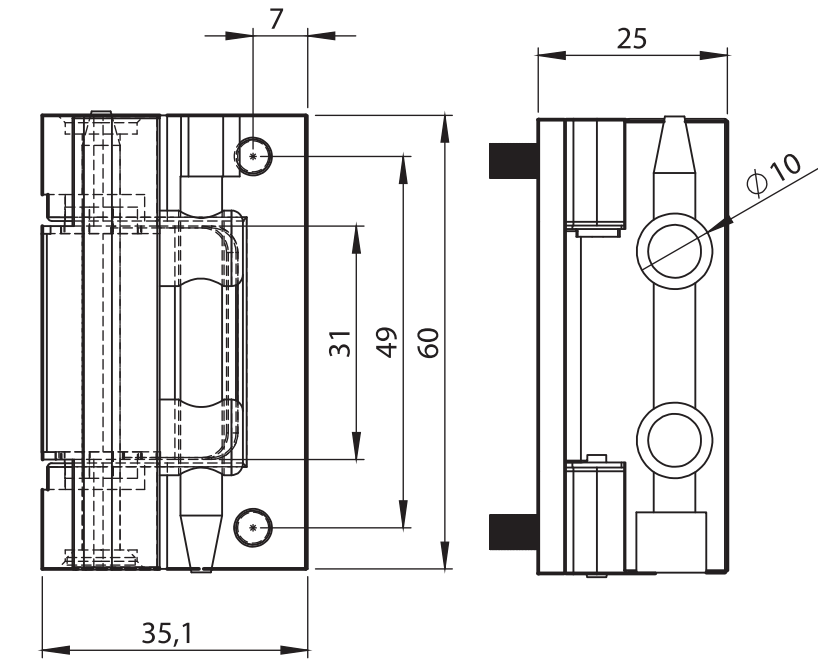
**Pin** : Polyamide (PA)



**3057 - 180° Hinge**

|             | Black Coated | Chrome Plated |
|-------------|--------------|---------------|
| Item Number | 3057 - 210   | 3057 - 220    |



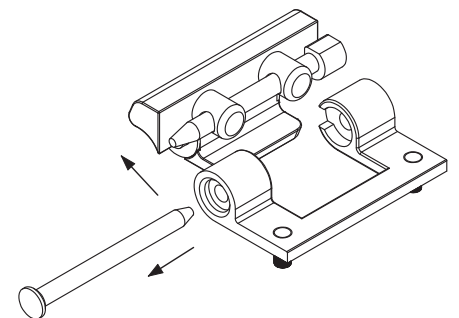


Corner Hinges

### Material

**Housing** : Zinc die, black coated or chrome plated

**Pin** : Polyamide (PA)



### 3056 - 180° Hinge

|             | Black Coated | Chrome Plated |
|-------------|--------------|---------------|
| Item Number | 3056 - 210   | 3056 - 220    |



LH/RH



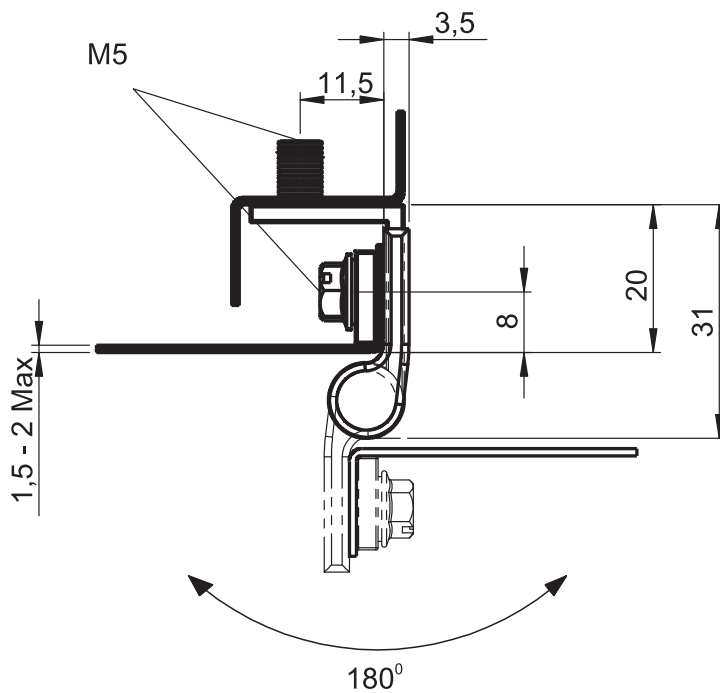
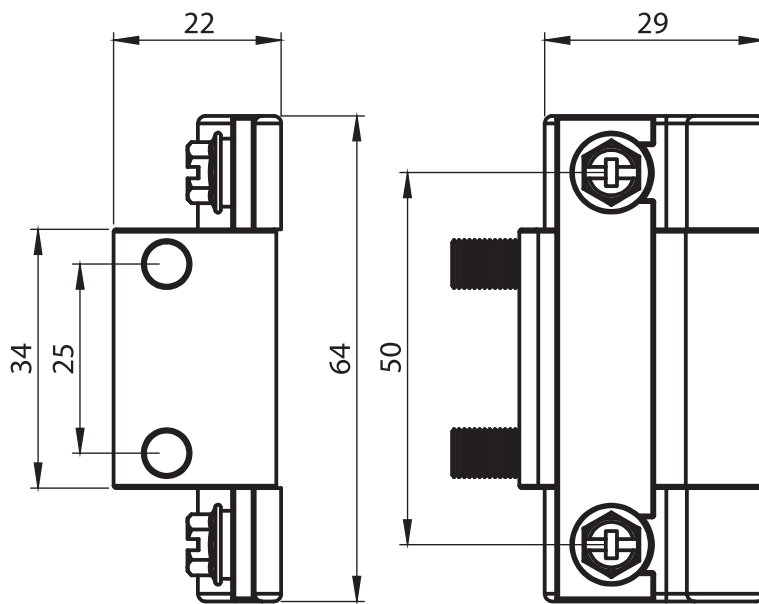
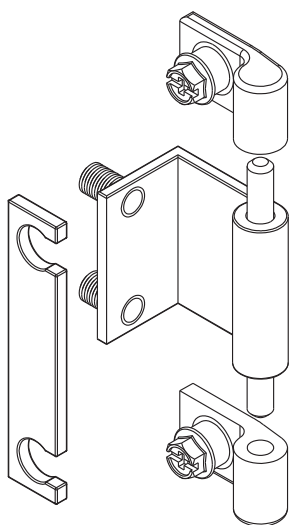


**Material**

**Door Parts** : Zinc die, black coated or chrome plated

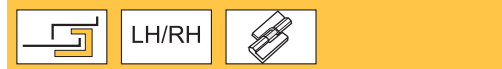
**Housing** : Steel, black coated

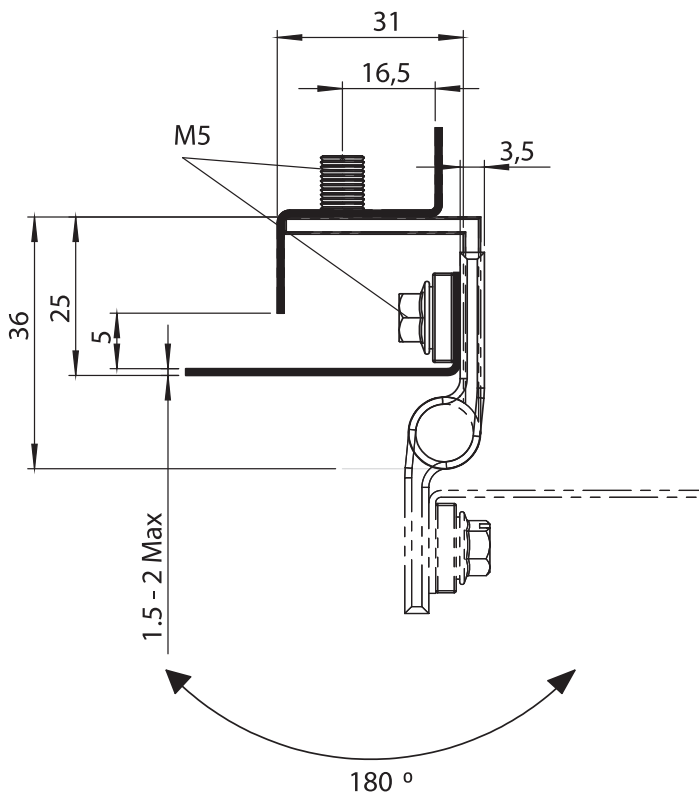
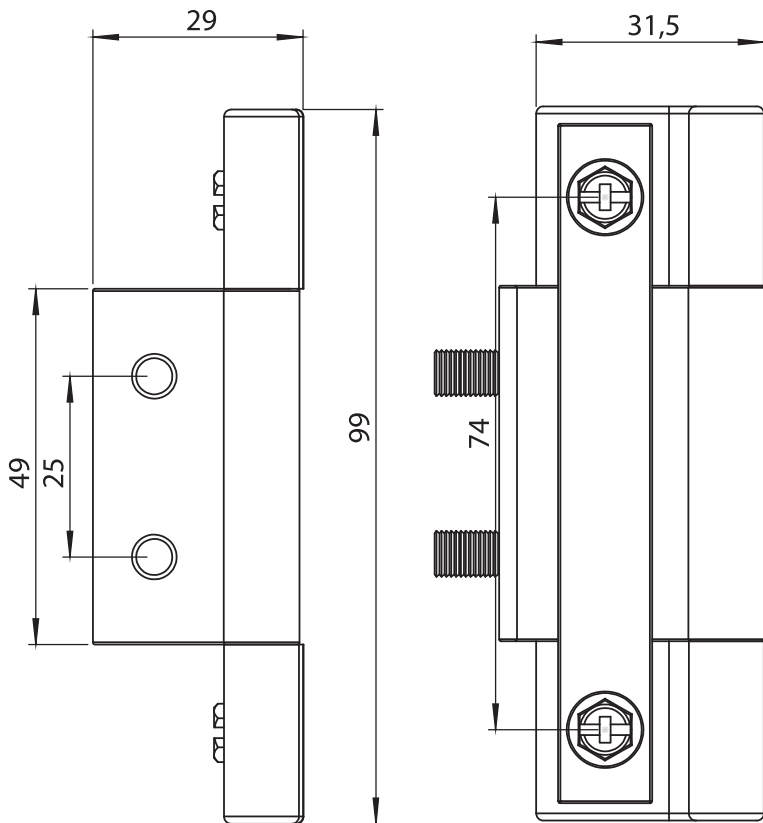
**Pin** : Steel, zinc plated



**3050 - 180° Hinge**

|             | Black Coated | Chrome Plated |
|-------------|--------------|---------------|
| Item Number | 3050 - 210   | 3050 - 220    |





3052 - 180° Hinge

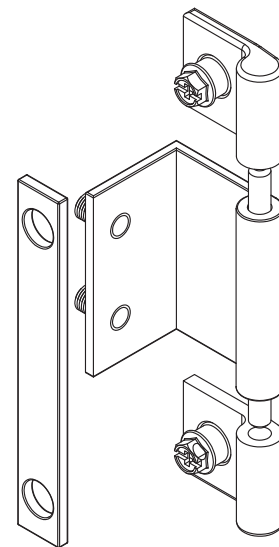
|             | Black Coated | Chrome Plated |
|-------------|--------------|---------------|
| Item Number | 3052 - 210   | 3052 - 220    |



Corner Hinges

### Material

- Door Parts** : Zinc die, black coated or chrome plated
- Housing** : Steel, black coated
- Pin** : Steel, zinc plated





# 9 - Gaskets



Page 220



Page 220



Page 221



Page 222



Page 223



Page 223



Page 224



Page 225



Page 226



Page 227



Page 228



Page 229



Page 230



Page 231




Page 231



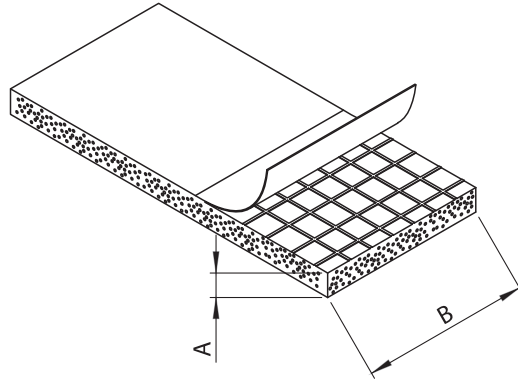

Page 231

**Gaskets**



**6902  
Self Gripping Gasket**

**6300  
Cell Sponge Rubber**



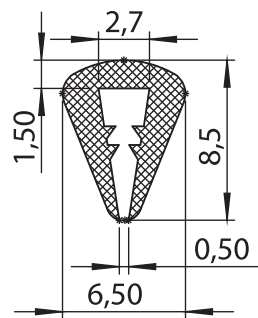
Gaskets

**Material**

Polyethylene (PE) or EPDM

| PE         | EPDM       | A (mm) | B (mm) |
|------------|------------|--------|--------|
| 6210 - 200 | 6210 - 100 | 2      | 10     |
| 6215 - 200 | 6215 - 100 | 2      | 15     |
| 6220 - 200 | 6220 - 100 | 2      | 20     |
| 6225 - 200 | 6225 - 100 | 2      | 25     |
| 6310 - 200 | 6310 - 100 | 3      | 10     |
| 6315 - 200 | 6315 - 100 | 3      | 15     |
| 6320 - 200 | 6320 - 100 | 3      | 20     |
| 6325 - 200 | 6325 - 100 | 3      | 25     |
| 6330 - 200 | 6330 - 100 | 3      | 30     |
| 6510 - 200 | 6510 - 100 | 5      | 10     |
| 6515 - 200 | 6515 - 100 | 5      | 15     |
| 6520 - 200 | 6520 - 100 | 5      | 20     |
| 6525 - 200 | 6525 - 100 | 5      | 25     |
| 6530 - 200 | 6530 - 100 | 5      | 30     |
| 6535 - 200 | 6535 - 100 | 5      | 35     |
| 6540 - 200 | 6540 - 100 | 5      | 40     |

**6990  
U Edge Protection**



**Material**

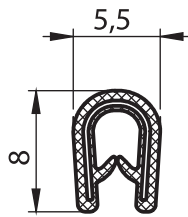
PVC

**6990 - U Edge Protection**

| Item Number | 6990 - 100 |
|-------------|------------|
| Item Number | 6990 - 100 |

### 6911 - Gasket

|             |            |
|-------------|------------|
| Item Number | 6911 - 100 |
|-------------|------------|



#### Material

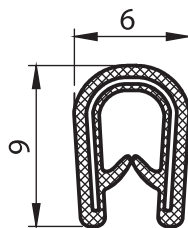
PVC, black  
Steel spring core  
For 0,8 - 1,5 mm thickness

6911



### 6912 - Gasket

|             |            |
|-------------|------------|
| Item Number | 6912 - 100 |
|-------------|------------|



#### Material

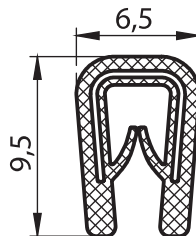
PVC, black  
Steel spring core  
For 1 - 2 mm thickness

6912



### 6913 - Gasket

|             |            |
|-------------|------------|
| Item Number | 6913 - 100 |
|-------------|------------|



#### Material

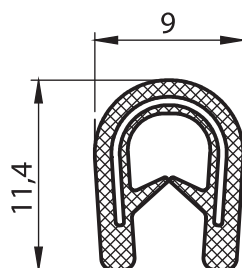
PVC, black  
Steel spring core  
For 1 - 2 mm thickness

6913



### 6914 - Gasket

| Thickness | Item Number |
|-----------|-------------|
| 1-2,5 mm  | 6914 - 100  |
| 2-4 mm    | 6914 - 120  |



#### Material

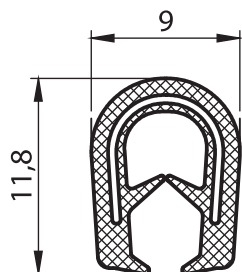
PVC, black  
Steel spring core

6914



### 6915 - Gasket

|             |            |
|-------------|------------|
| Item Number | 6915 - 102 |
|-------------|------------|



#### Material

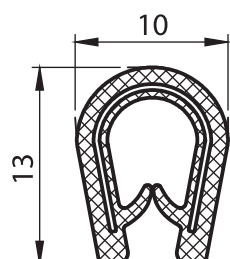
PVC, black  
Steel spring core  
For 1 - 3 mm thickness

6915



### 6916 - Gasket

|             |            |
|-------------|------------|
| Item Number | 6916 - 100 |
|-------------|------------|



#### Material

PVC, black  
Steel spring core  
For 1 - 4 mm thickness

6916

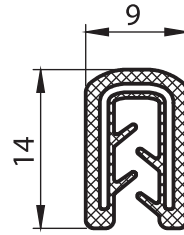


6917



6917 - Gasket

|             |            |
|-------------|------------|
| Item Number | 6917 - 100 |
|-------------|------------|



**Material**

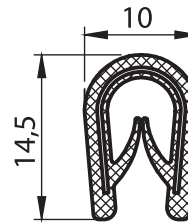
PVC, black  
Steel spring core  
For 1 - 2,5 mm thickness

6918



6918 - Gasket

|             |            |
|-------------|------------|
| Item Number | 6918 - 100 |
|-------------|------------|



**Material**

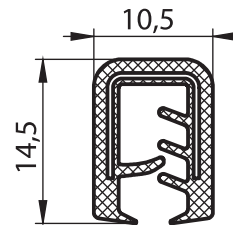
PVC, black  
Steel spring core  
For 1 - 4 mm thickness

6919



6919 - Gasket

|             |            |
|-------------|------------|
| Item Number | 6919 - 100 |
|-------------|------------|



**Material**

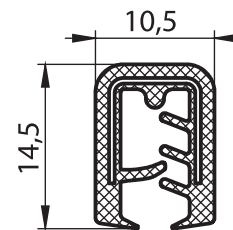
PVC, black  
Steel spring core  
For 2 - 5 mm thickness

6920



6920 - Gasket

|             |            |
|-------------|------------|
| Item Number | 6920 - 102 |
|-------------|------------|



**Material**

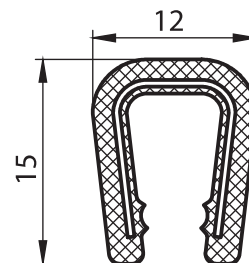
PVC, black  
Steel spring core  
For 2 - 5 mm thickness

6922



6922 - Gasket

| Kalınlık | Item Number |
|----------|-------------|
| 6-8 mm   | 6922 - 100  |
| 8-10 mm  | 6922 - 120  |



**Material**

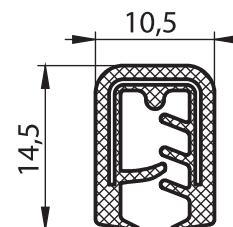
PVC, black  
Steel spring core

6923



6923 - Gasket

|             |            |
|-------------|------------|
| Item Number | 6923 - 100 |
|-------------|------------|

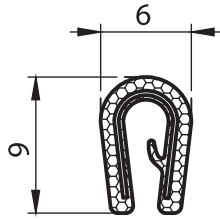


**Material**

PVC, black  
Steel spring core  
For 10 - 12 mm thickness

### 6924 - Gasket

|             |            |
|-------------|------------|
| Item Number | 6924 - 100 |
|-------------|------------|



#### Material

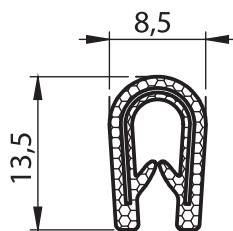
EPDM, black  
Steel spring core  
For 1 - 2 mm thickness

6924



### 6925 - Gasket

|             |            |
|-------------|------------|
| Item Number | 6925 - 100 |
|-------------|------------|



#### Material

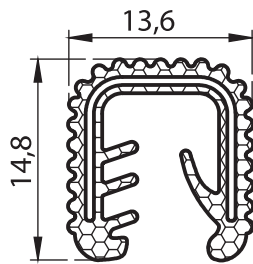
EPDM, black  
Steel spring core  
For 1 - 3 mm thickness

6925



### 6926 - Gasket

|             |            |
|-------------|------------|
| Item Number | 6926 - 100 |
|-------------|------------|



#### Material

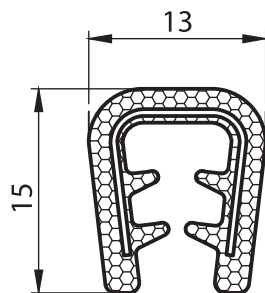
EPDM, black  
Steel spring core  
For 5 - 6 mm thickness

6926



### 6927 - Gasket

|             |            |
|-------------|------------|
| Item Number | 6927 - 100 |
|-------------|------------|



#### Material

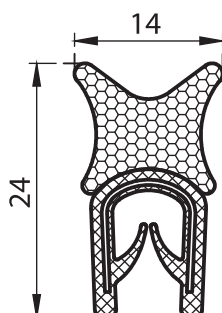
EPDM, black  
Steel spring core  
For 5 - 8 mm thickness

6927



### 6928 - Gasket

|             |            |
|-------------|------------|
| Item Number | 6928 - 100 |
|-------------|------------|



#### Material

EPDM + PVC, black  
Steel spring core  
For 1 - 4 mm thickness

6928

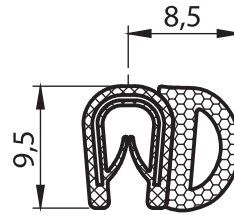


6929



6929 - Gasket

|             |            |
|-------------|------------|
| Item Number | 6929 - 100 |
|-------------|------------|



**Material**

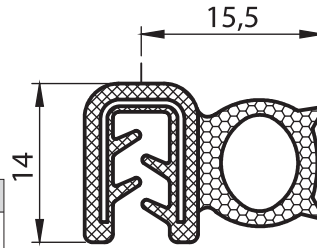
EPDM + PVC, black  
Steel spring core  
For 1 - 2 mm thickness

6930



6930 - Gasket

|             |            |
|-------------|------------|
| Item Number | 6930 - 100 |
|-------------|------------|



**Material**

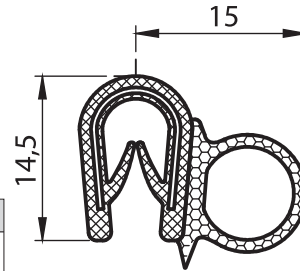
EPDM + PVC, black  
Steel spring core  
For 1 - 2,5 mm thickness

6931



6931 - Gasket

|             |            |
|-------------|------------|
| Item Number | 6931 - 100 |
|-------------|------------|



**Material**

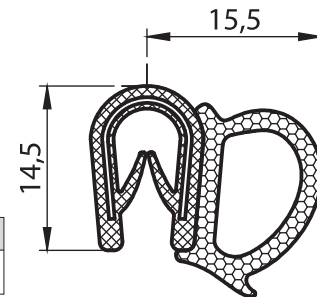
EPDM + PVC, black  
Steel spring core  
For 1 - 4 mm thickness

6932



6932 - Gasket

|             |            |
|-------------|------------|
| Item Number | 6932 - 100 |
|-------------|------------|



**Material**

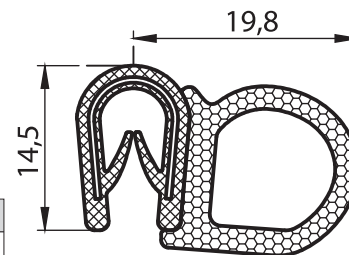
EPDM + PVC, black  
Steel spring core  
For 1 - 4 mm thickness

6933



6933 - Gasket

|             |            |
|-------------|------------|
| Item Number | 6933 - 100 |
|-------------|------------|



**Material**

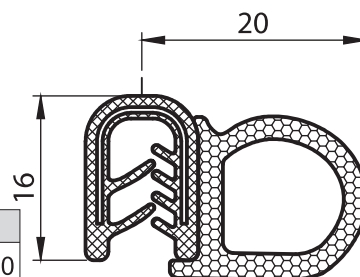
EPDM + PVC, black  
Steel spring core  
For 1 - 2 mm thickness

6934



6934 - Gasket

|             |            |
|-------------|------------|
| Item Number | 6934 - 100 |
|-------------|------------|



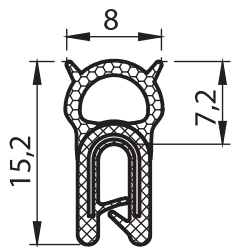
**Material**

EPDM + PVC, black  
Steel spring core  
For 1 - 4 mm thickness



6935 - Gasket

|             |            |
|-------------|------------|
| Item Number | 6935 - 100 |
|-------------|------------|



**Material**

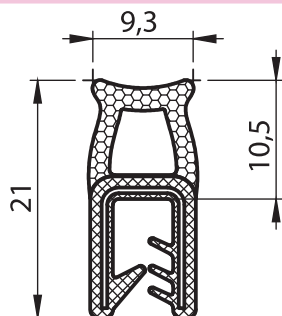
EPDM  
Steel spring core  
For 0,5 - 1,5 mm thickness

6935



6936 - Gasket

|             |            |
|-------------|------------|
| Item Number | 6936 - 100 |
|-------------|------------|



**Material**

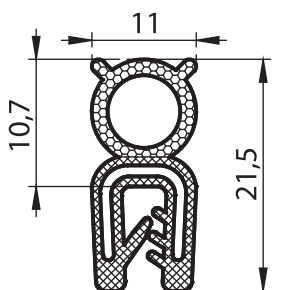
EPDM  
Steel spring core  
For 1 - 3 mm thickness

6936



6903 - Gasket

|             |            |
|-------------|------------|
| Item Number | 6903 - 100 |
|-------------|------------|



**Material**

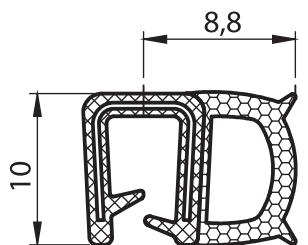
EPDM  
Steel spring core  
For 1 - 3 mm thickness

6903



6937 - Gasket

|             |            |
|-------------|------------|
| Item Number | 6937 - 100 |
|-------------|------------|



**Material**

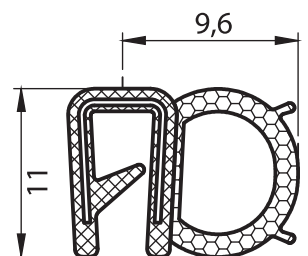
EPDM  
Steel spring core  
For 1 - 2,5 mm thickness

6937



6938 - Gasket

|             |            |
|-------------|------------|
| Item Number | 6938 - 100 |
|-------------|------------|



**Material**

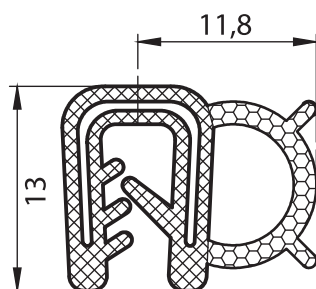
EPDM  
Steel spring core  
For 1 - 2 mm thickness

6938



6902 - Gasket

|             |            |
|-------------|------------|
| Item Number | 6902 - 100 |
|-------------|------------|



**Material**

EPDM  
Steel spring core  
For 2 mm thickness

6902



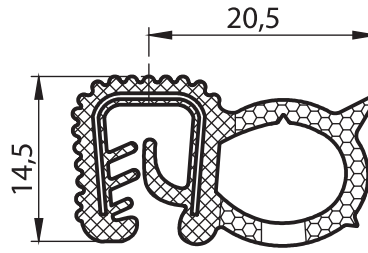


6901



6901 - Gasket

| Thickness  | Item Number |
|------------|-------------|
| 1 - 2,5 mm | 6901 - 100  |
| 2 - 4 mm   | 6901 - 120  |
| 5 - 6 mm   | 6901 - 130  |



**Material**

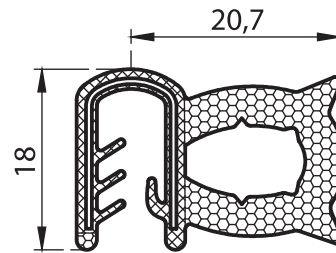
EPDM  
Steel spring core

6904



6904 - Gasket

| Item Number | Item Number |
|-------------|-------------|
| 6904 - 100  | 6904 - 100  |



**Material**

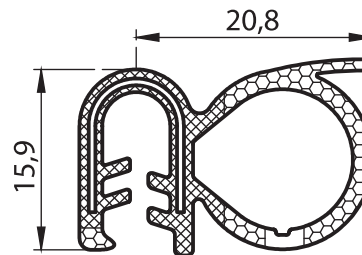
EPDM  
Steel spring core  
For 3,5 - 5 mm thickness

6905



6905 - Gasket

| Item Number | Item Number |
|-------------|-------------|
| 6905 - 100  | 6905 - 100  |



**Material**

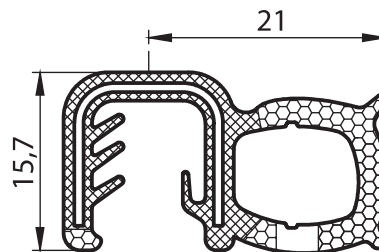
EPDM  
Steel spring core  
For 3 - 4 mm thickness

6906



6906 - Gasket

| Item Number | Item Number |
|-------------|-------------|
| 6906 - 100  | 6906 - 100  |



**Material**

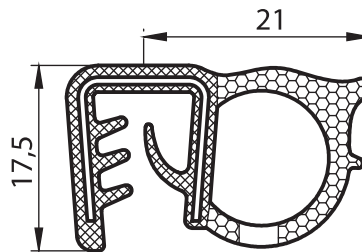
EPDM  
Steel spring core  
For 5 - 6 mm thickness

6907



6907 - Gasket

| Item Number | Item Number |
|-------------|-------------|
| 6907 - 100  | 6907 - 100  |



**Material**

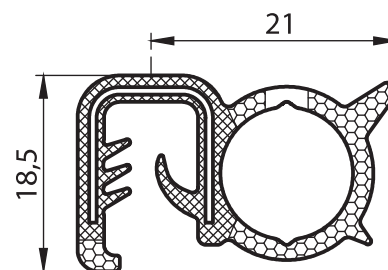
EPDM  
Steel spring core  
For 5 - 9 mm thickness

6970



6970 - Gasket

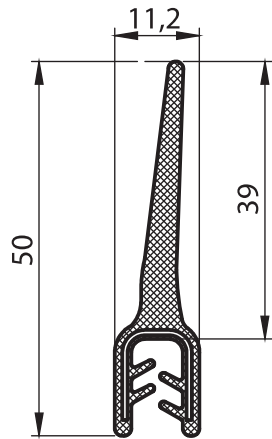
| Item Number | Item Number |
|-------------|-------------|
| 6970 - 100  | 6970 - 100  |



**Material**

EPDM  
Steel spring core  
For 2 - 4 mm thickness

6971



6971 - Gasket

|             |            |
|-------------|------------|
| Item Number | 6971 - 100 |
|-------------|------------|

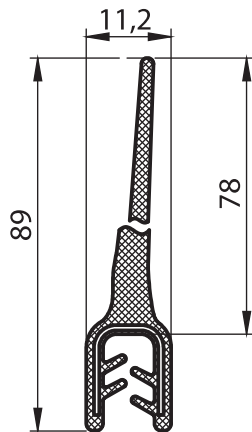
**Material**

EPDM  
Steel spring core  
For 2-4 mm thickness



Gaskets

6972



6972 - Gasket

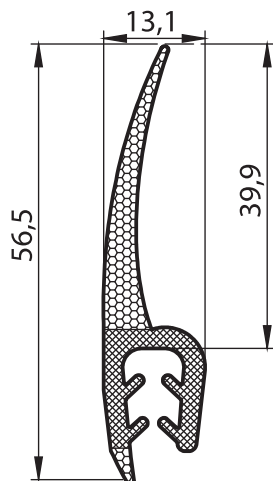
|             |            |
|-------------|------------|
| Item Number | 6972 - 100 |
|-------------|------------|

**Material**

EPDM  
Steel spring core  
For 2-4 mm thickness



6973



6973 - Gasket

|             |            |
|-------------|------------|
| Item Number | 6973 - 100 |
|-------------|------------|

**Material**

EPDM  
Steel spring core  
For 4-6 mm thickness

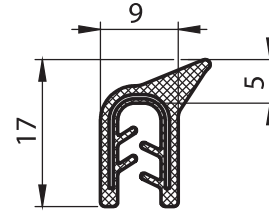


6974



6974 - Gasket

|             |            |
|-------------|------------|
| Item Number | 6974 - 100 |
|-------------|------------|



**Material**

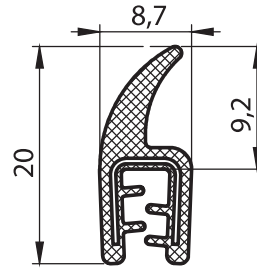
EPDM  
Steel spring core  
For 1,5 - 3 mm thickness

6975



6975 - Gasket

|             |            |
|-------------|------------|
| Item Number | 6975 - 100 |
|-------------|------------|



**Material**

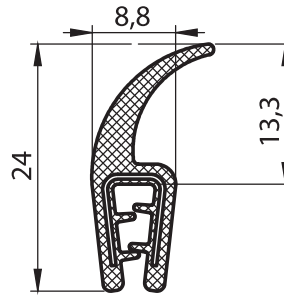
EPDM  
Steel spring core  
For 1 - 2 mm thickness

6976



6976 - Gasket

|             |            |
|-------------|------------|
| Item Number | 6976 - 100 |
|-------------|------------|



**Material**

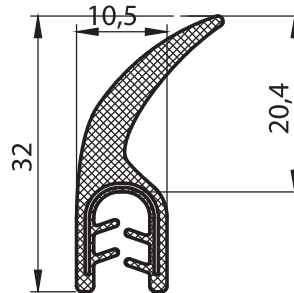
EPDM  
Steel spring core  
For 1,5 - 2,5 mm thickness

6977



6977 - Gasket

|             |            |
|-------------|------------|
| Item Number | 6977 - 100 |
|-------------|------------|



**Material**

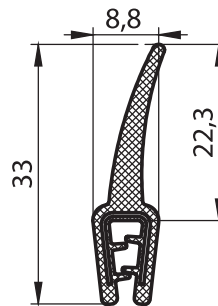
EPDM  
Steel spring core  
For 2 - 4 mm thickness

6978



6978 - Gasket

|             |            |
|-------------|------------|
| Item Number | 6978 - 100 |
|-------------|------------|



**Material**

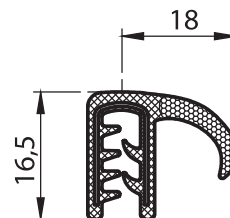
EPDM  
Steel spring core  
For 1 - 2,5 mm thickness

6979



6979 - Gasket

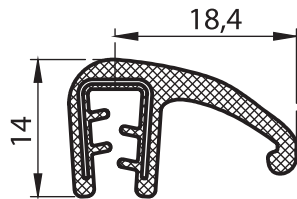
|             |            |
|-------------|------------|
| Item Number | 6979 - 100 |
|-------------|------------|



**Material**

EPDM  
Steel spring core  
For 2 - 3 mm thickness

Gaskets



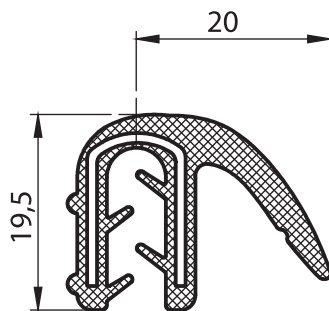
**6980 - Gasket**

|             |            |
|-------------|------------|
| Item Number | 6980 - 100 |
|-------------|------------|

**Material**

EPDM  
Steel spring core  
For 1 - 2,5 mm thickness

**6980**



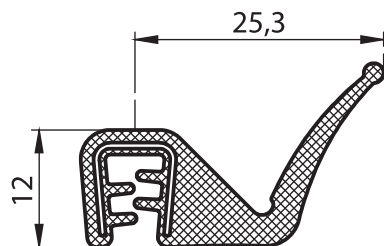
**6981 - Gasket**

|             |            |
|-------------|------------|
| Item Number | 6981 - 100 |
|-------------|------------|

**Material**

EPDM  
Steel spring core  
For 1 - 3,5 mm thickness

**6981**



**6982 - Gasket**

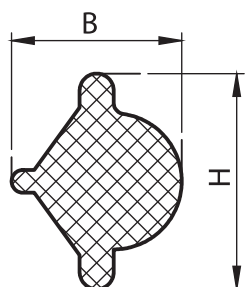
|             |            |
|-------------|------------|
| Item Number | 6982 - 100 |
|-------------|------------|

**Material**

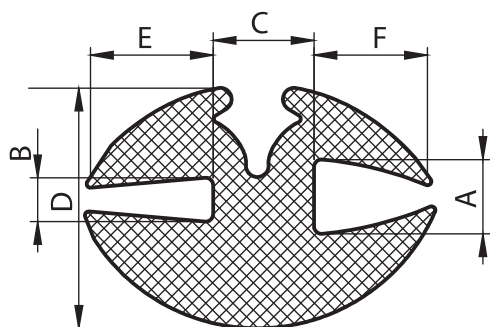
EPDM  
Steel spring core  
For 1 - 2,5 mm thickness

**6982**





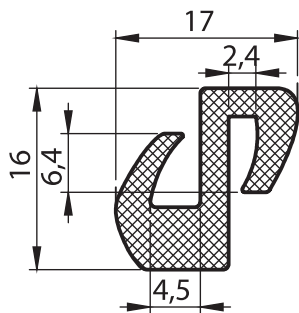
| EPDM       | A (mm) | B (mm) | Material |
|------------|--------|--------|----------|
| 6940 - 100 | 5,5    | 4,5    | EPDM     |
| 6940 - 120 | 7      | 6      | EPDM     |
| 6940 - 130 | 9,5    | 7,5    | EPDM     |
| 6941 - 100 | 9,5    | 7,5    | PVC      |



| Item Number | A   | B   | C   | D    | E    | F    |
|-------------|-----|-----|-----|------|------|------|
| 6908 - 100  | 2,5 | 1,5 | 7   | 16   | 7    | 7    |
| 6909 - 100  | 2,5 | 3   | 7   | 17,9 | 10,5 | 11,5 |
| 6910 - 100  | 2,5 | 4,5 | 7   | 17,8 | 10,5 | 11,5 |
| 6942 - 100  | 3   | 1   | 4   | 11,6 | 4,5  | 6    |
| 6943 - 100  | 3   | 2   | 4   | 10,2 | 3    | 3    |
| 6944 - 100  | 4   | 1,5 | 4   | 13,6 | 5    | 6    |
| 6945 - 100  | 4   | 1,5 | 7   | 16   | 7    | 7    |
| 6946 - 100  | 4   | 2   | 7,3 | 18   | 11   | 8,7  |
| 6947 - 100  | 4   | 3   | 4   | 12,6 | 5    | 6    |
| 6948 - 100  | 4   | 3   | 7   | 16   | 7    | 7    |
| 6949 - 100  | 4   | 3   | 7   | 14   | 7    | 7    |
| 6950 - 100  | 4   | 3   | 7,5 | 19,5 | 12,5 | 9,5  |
| 6951 - 100  | 4,5 | 5   | 7   | 16   | 7    | 7    |
| 6952 - 100  | 5   | 2   | 5   | 15   | 6    | 6    |
| 6953 - 100  | 5   | 2   | 7,5 | 19   | 12,5 | 9,5  |
| 6954 - 100  | 5   | 3   | 7   | 19   | 8    | 8    |
| 6955 - 100  | 5   | 3   | 7,5 | 19   | 12,5 | 9,5  |
| 6956 - 100  | 5   | 5   | 7   | 18,4 | 9    | 8    |
| 6957 - 100  | 5,5 | 2   | 7,3 | 19   | 11   | 8,7  |
| 6958 - 100  | 5,5 | 3,5 | 6   | 19   | 10   | 10   |
| 6959 - 100  | 6   | 1,5 | 7,5 | 19   | 12,5 | 9,5  |
| 6960 - 100  | 6   | 2,5 | 7   | 19   | 8    | 8    |
| 6961 - 100  | 6   | 3   | 7,5 | 19   | 12,5 | 9,5  |
| 6962 - 100  | 6   | 4   | 7,5 | 19   | 12,5 | 9,5  |
| 6963 - 100  | 6   | 6   | 8,5 | 19   | 9,5  | 9    |
| 6964 - 100  | 7   | 3   | 7   | 20,5 | 12   | 8,5  |
| 6965 - 100  | 8   | 3   | 7,5 | 22   | 12,5 | 9,5  |
| 6966 - 100  | 8   | 4   | 8,5 | 25   | 12,5 | 10   |
| 6967 - 100  | 10  | 3   | 7,5 | 23   | 12,5 | 9,5  |
| 6968 - 100  | 10  | 6   | 7,5 | 24   | 12,5 | 9,5  |
| 6969 - 100  | 14  | 4   | 11  | 29   | 11   | 12   |

**6939 - Window Rubber Profile**

|             |            |
|-------------|------------|
| Item Number | 6939 - 100 |
|-------------|------------|



**Material**

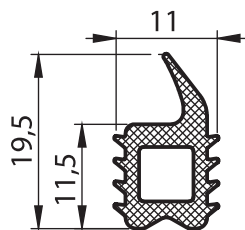
EPDM  
Steel spring core  
For 0,5 - 1,5 mm thickness

**6939 Window Rubber Profile**



**6983 - Door Profile**

|             |            |
|-------------|------------|
| Item Number | 6983 - 100 |
|-------------|------------|



**Material**

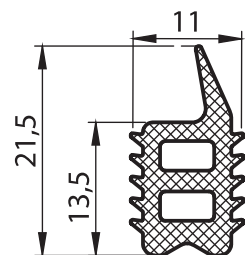
PVC

**6983 Door Profile**



**6984 - Door Profile**

|             |            |
|-------------|------------|
| Item Number | 6984 - 100 |
|-------------|------------|



**Material**

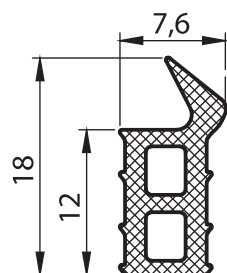
PVC

**6984 Door Profile**



**6985 - Door Profile**

|             |            |
|-------------|------------|
| Item Number | 6985 - 100 |
|-------------|------------|



**Material**

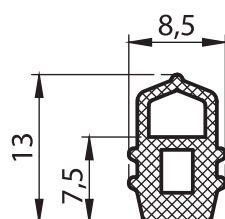
PVC

**6985 Door Profile**



**6986 -Door Profile**

|             |            |
|-------------|------------|
| Item Number | 6986 - 100 |
|-------------|------------|



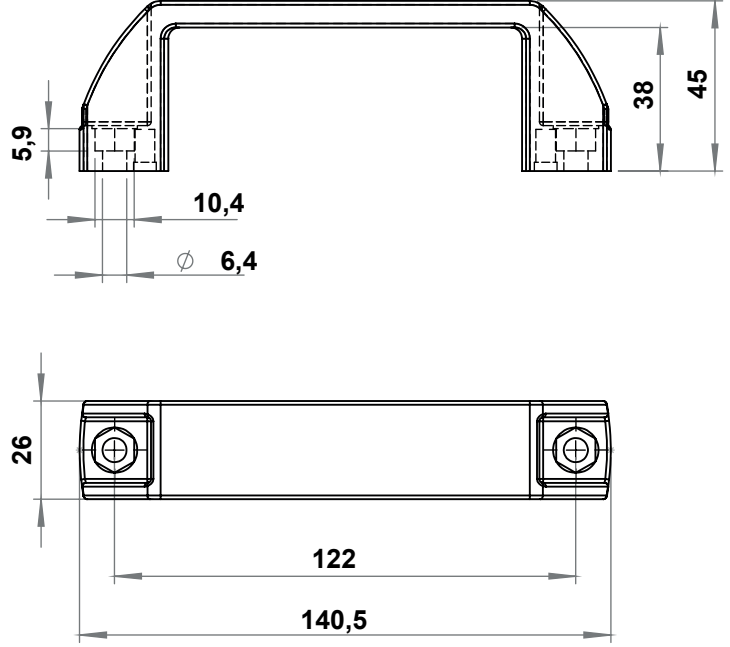
**Material**

PVC

**6986 Door Profile**



**Handle**



Suitable to be used with M6 hexagon screws.  
DIN 933, DIN 931, DIN 961 Screws can be used.  
Screws are not included.

Handle

**MATERIAL**

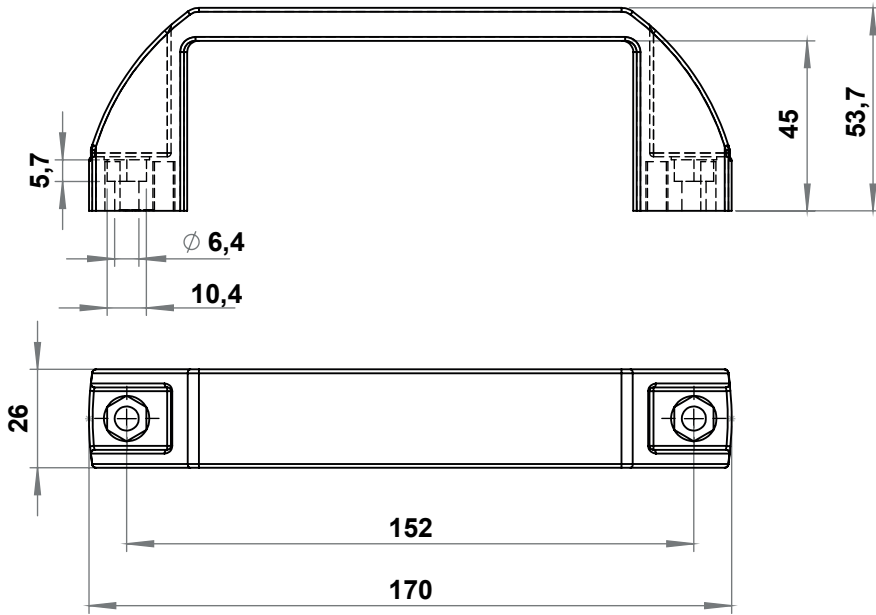
Polyamide (PA6 GFR 30) / PP / ABS V0, black

\* Please contact with Elkomsan for your other color requests.

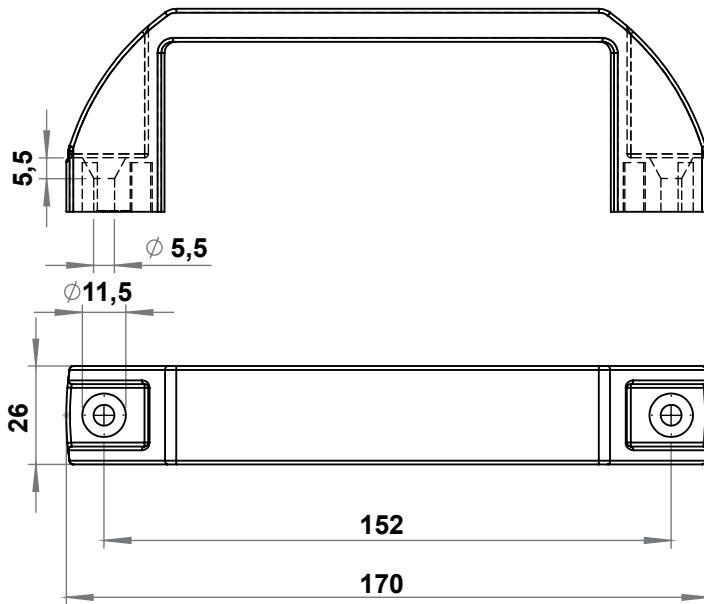
**4001 - Handle**

| Material    | PA6 %30    | PP         | ABS V0     |
|-------------|------------|------------|------------|
| Item Number | 4001 - 001 | 4001 - 201 | 4001 - 301 |





Assembled with M6 hexagon screws.  
 DIN 933, DIN 931, DIN 961 Screws can be used.  
 Screws are not included.



Assembled with M5 countersink screws.  
 DIN 965, DIN 7991 screws can be used.  
 Screws are not included.



Handle

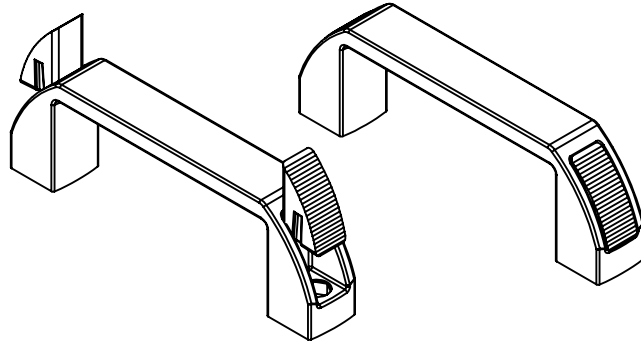
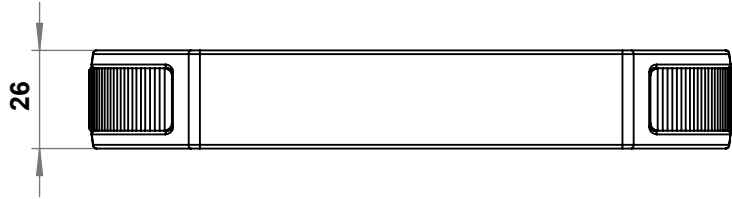
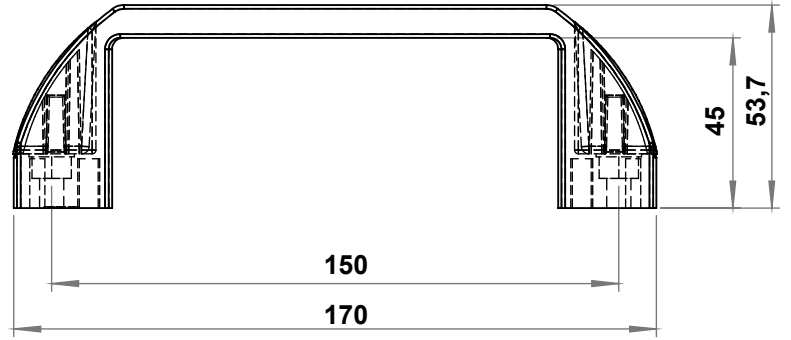
## MATERIAL

Polyamide (PA6 GFR 30) / PP / ABS V0, black

\* Please contact Elkomsan for your other color requests.

## 4002 - Handle

| Material                        | PA6 %30    | PP         | ABS V0     |
|---------------------------------|------------|------------|------------|
| Suitable for Hexagon Head Screw | 4002 - 001 | 4002 - 201 | 4002 - 301 |
| Suitable for Countersink Screw  | 4002 - 011 | 4002 - 211 | 4002 - 311 |



Handle

**MATERIAL**

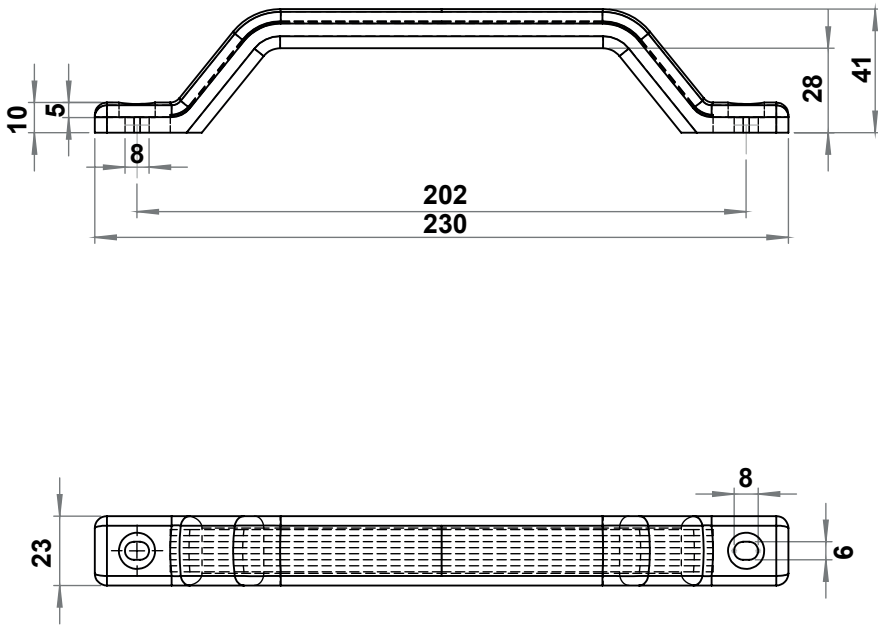
Polyamide (PA6 GFR 30)

\* Please contact Elkomsan for your other color requests.

\* The code includes one set of covers consist of 2 pcs

**4002 - Handle Cover**

| Material    | Red        | Blue       | Grey Ral 7035 |
|-------------|------------|------------|---------------|
| Item Number | 4002 - 701 | 4002 - 702 | 4002 - 703    |



Handle

**MATERIAL**

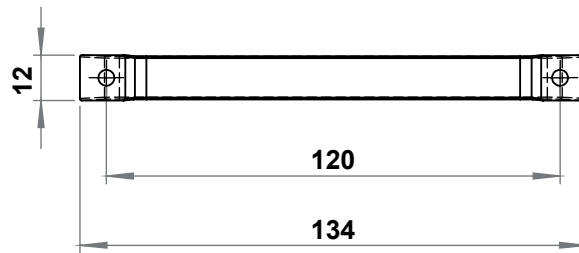

PP, black

Note: Logo is applicable or surface.

\* Please contact Elkomsan for your other color requests.

**4008 - Handle**

|             |            |
|-------------|------------|
| Item Number | 4008 - 001 |
|-------------|------------|



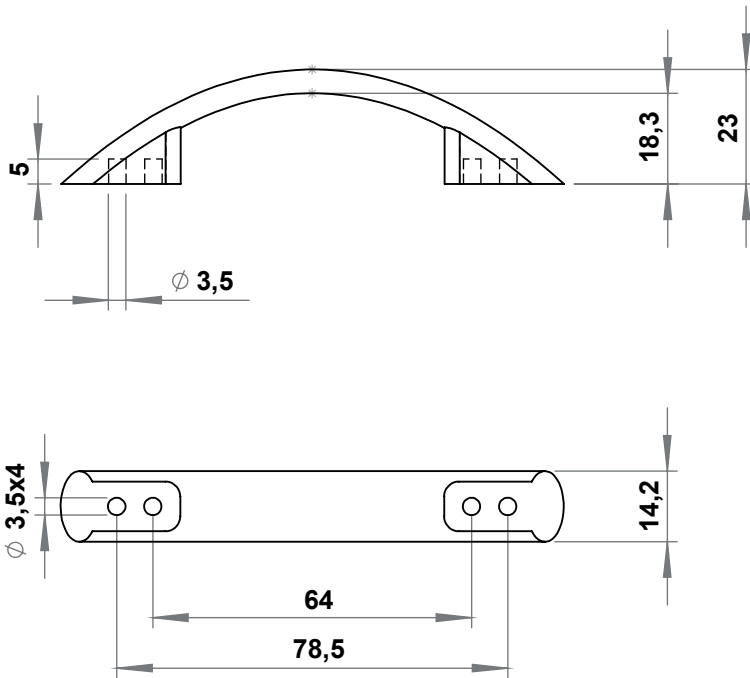
Handle

**MATERIAL**

Zinc die, black coated or chrome plated

**4012 - Handle**

| Material    | Zinc die,<br>Black coated | Zinc die,<br>Chrome plated |
|-------------|---------------------------|----------------------------|
| Item Number | 4012 - 210                | 4012 - 220                 |



Handle

## MATERIAL

PP

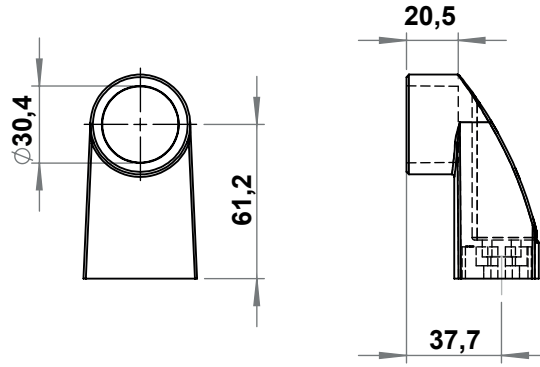
\* Please contact Elkomsan for other color requests.

### 4013 - Handle

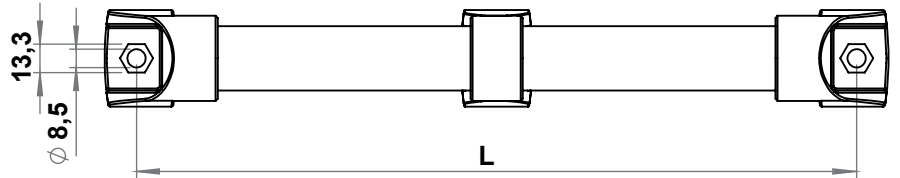
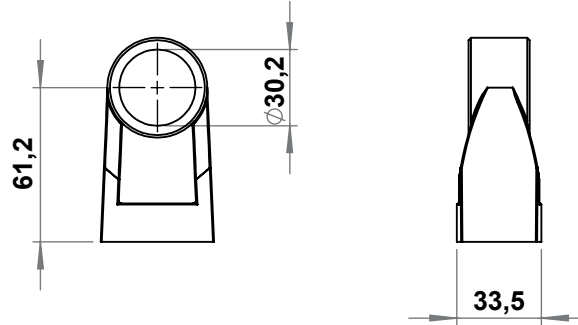
| Material    | Black      | Gray, Ral 7035 |
|-------------|------------|----------------|
| Item Number | 4013 - 100 | 4013 - 101     |



## Side Part



## Middle Part



## MATERIAL

**Side and Middle Parts** : Polyamide (PA6 GFR30), black

**Tube:** : Plastic coated steel / Anodized aluminium

\* Middle part should be used when L is longer than 1000mm

Assembled with M8 hexagon screws.  
DIN 933, DIN 931, DIN 961 Screws can be used.  
Screws are not included.

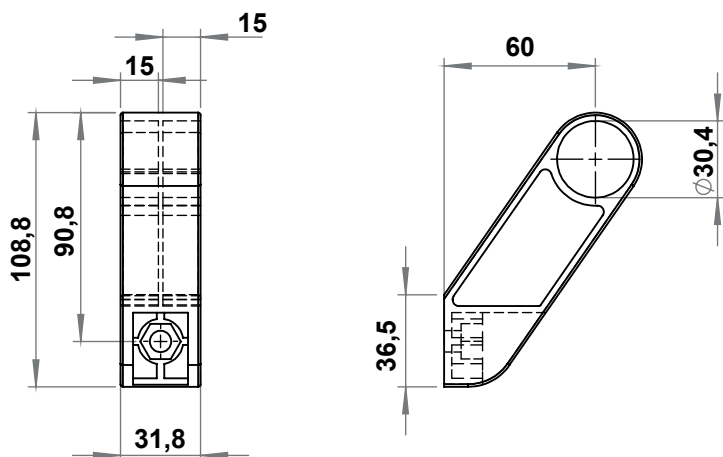
## 4003 - Handle

| Material    | Side Part  | Middle Part | Plastic coated tube 3mt | Anodized aluminium tube 3mt |
|-------------|------------|-------------|-------------------------|-----------------------------|
| Item Number | 4003 - 001 | 4003 - 101  | 4003 - 3000             | 4103 - 3000                 |

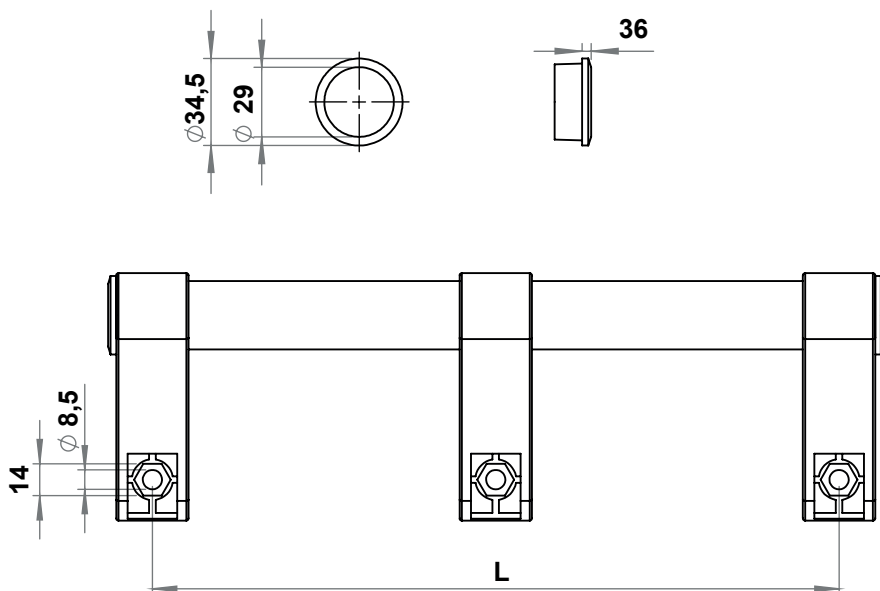
## 4003 - Borulu Setler

| Material                  | L=200      | L=300      | L=400      | L=500      |
|---------------------------|------------|------------|------------|------------|
| Plastic coated steel tube | 4003 - 200 | 4003 - 300 | 4003 - 400 | 4003 - 500 |
| Anodized aluminium        | 4103 - 200 | 4103 - 300 | 4103 - 400 | 4103 - 500 |
| Steel black coated        | 4203 - 200 | 4203 - 300 | 4203 - 400 | 4203 - 500 |

### Side / Middle Part



### Cover



Assembled with M8 hexagon screws.  
DIN 933, DIN 931, DIN 961 Screws can be used.  
Screws are not included.



### MATERIAL

**Side and Middle Parts** : Polyamide (PA6 GFR30), black  
**Tube:** : Plastic coated steel / Anodized aluminium

\* Middle part should be used when L is longer than 1000mm

### 4004 - Handle

| Material    | Side Cover | Edge - Middle Part | Plastic coated tube 3mt | Anodized aluminium tube 3mt |
|-------------|------------|--------------------|-------------------------|-----------------------------|
| Item Number | 4004 - 001 | 4004 - 101         | 4003 - 300              | 4103 - 300                  |

### 4004 - Sets with Tube

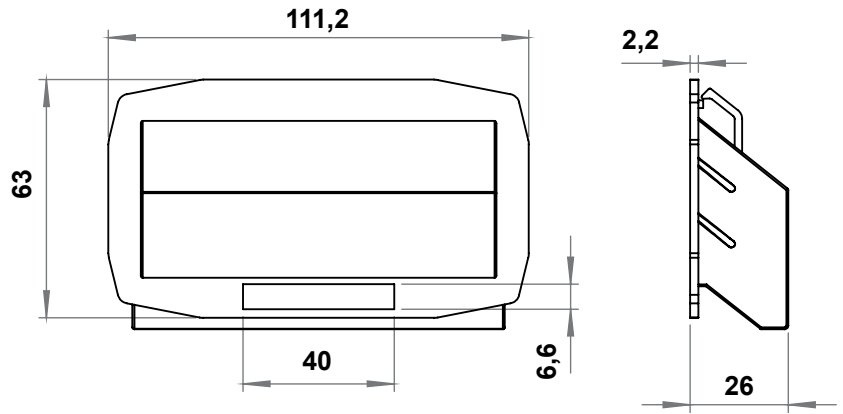
| Material                  | L=200      | L=300      | L=400      | L=500      |
|---------------------------|------------|------------|------------|------------|
| Plastic coated steel tube | 4004 - 200 | 4004 - 300 | 4004 - 400 | 4004 - 500 |
| Anodized aluminium        | 4104 - 200 | 4104 - 300 | 4104 - 400 | 4104 - 500 |
| Steel black coated        | 4204 - 200 | 4204 - 300 | 4204 - 400 | 4204 - 500 |



**Material**

Polyamide (PA6), black

**Cutout**



**7204 - Handle**

|             | Ts=0.8-1.2 mm | Ts=1.2-1.6 mm |
|-------------|---------------|---------------|
| Item Number | 7204 - 001    | 7204 - 002    |

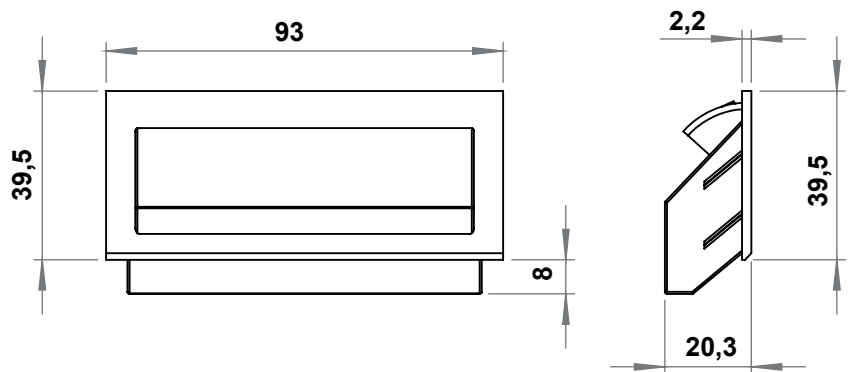
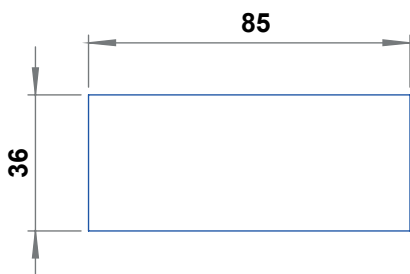
Handle



**MATERIAL**

Polyamide (PA6), black

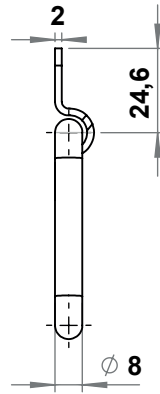
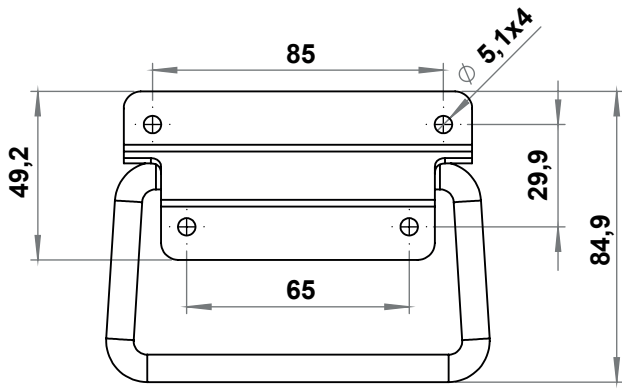
**Cutout**



**7205 - Handle**

|             | Ts=0.8-2 mm |
|-------------|-------------|
| Item Number | 7205 - 001  |



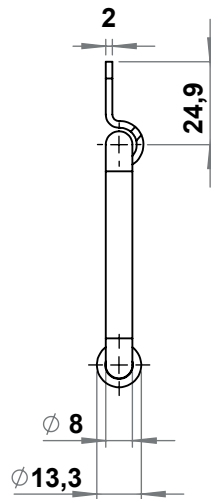
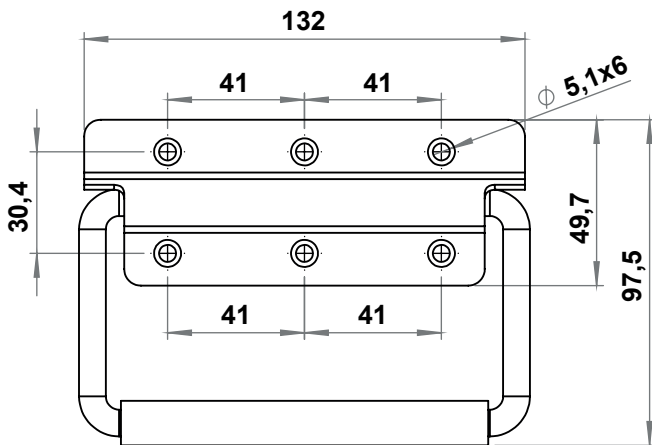


**MATERIAL**

Stainless steel AISI 304

**4201 - Handle**

|             |            |
|-------------|------------|
| Item Number | 4201 - 500 |
|-------------|------------|



**MATERIAL**

Steel, zinc plated

Assembled with M5 countersink head screws.  
Screw are not included.

**4202 - Handle**

|             |            |
|-------------|------------|
| Item Number | 4202 - 330 |
|-------------|------------|

Handle



# 11 - Latches and Miscellaneous Locks



Page 246



Page 247



Page 248



Page 249



Page 252



Page 253



Page 254



Page 257



Page 258



Page 259



Page 261



Page 263



Page 264



Page 265



Page 266



Page 267



Page 268

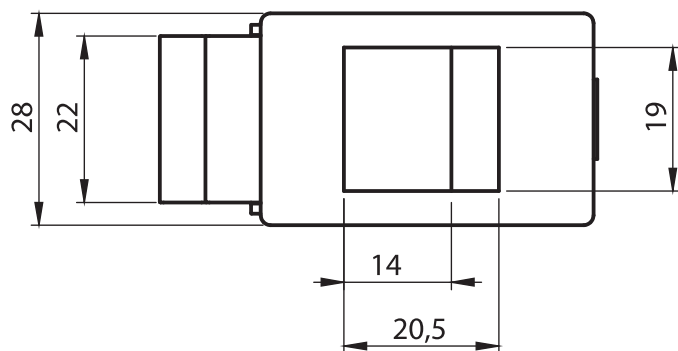
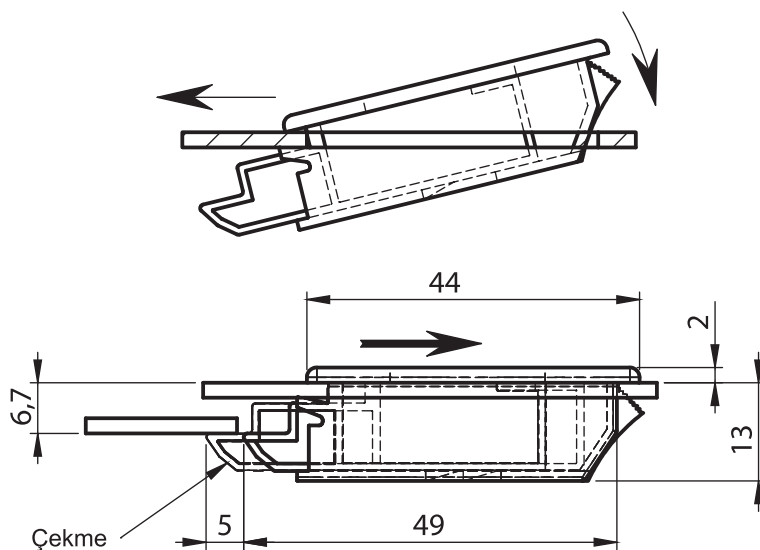


Page 269

**Latches and Miscellaneous Locks**



**7740  
Heavy Duty Lock**



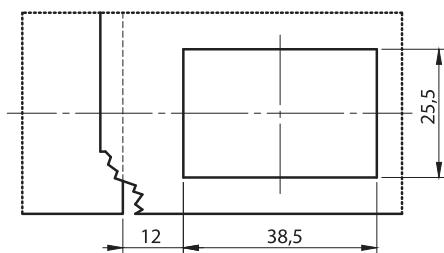
**Material**

**Housing:** Polyamide (PA6 GFR30), black

**Spring:** Spring Steel

**Ts:** 0,8 - 2,0 mm

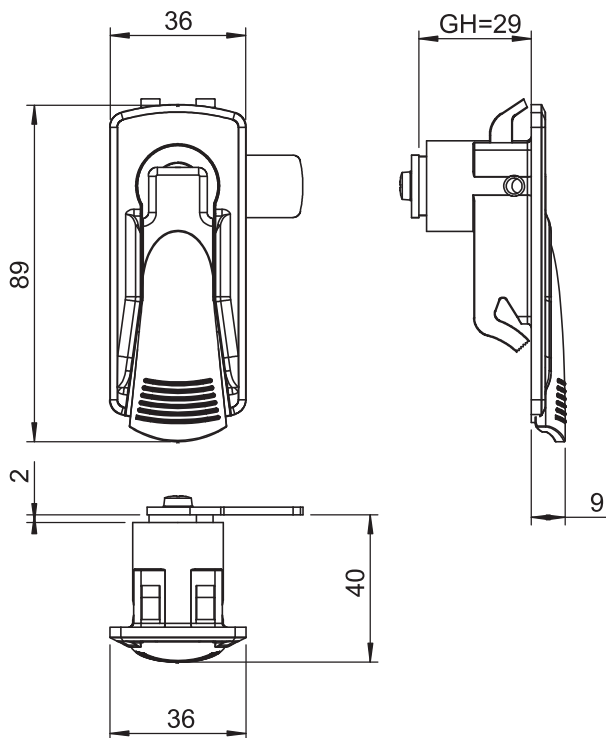
**Cut Out**



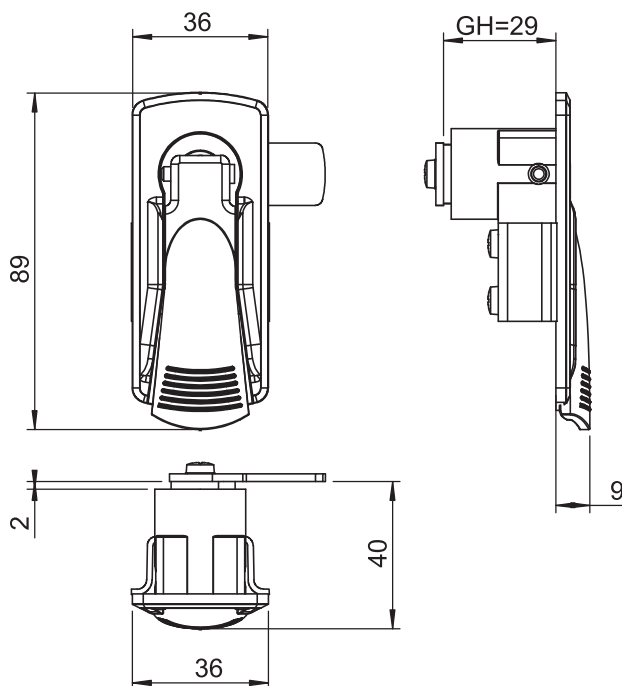
**7201 - Sliding Latch**

|             | Black      | Gray Ral 7035 |
|-------------|------------|---------------|
| Item Number | 7201 - 001 | 7201 - 002    |

### Clip-In Model



### With Bracket



### 7710 - Clip-In Functional lock

|             | RH               | LH               |
|-------------|------------------|------------------|
| Item Number | 7710 - 001 - xxx | 7710 - 002 - xxx |

### 7710 - Functional lock with Bracket

|             | RH               | LH               |
|-------------|------------------|------------------|
| Item Number | 7710 - 101 - xxx | 7710 - 102 - xxx |

You may chose XXX section from cam tables



Latches and Miscellaneous Locks

### Material

**Housing:** Polyamide (PA6 GFR30), black

**Cam** : Steel, zinc plated or Polyamide (PA6 GFR30), black

**Ts** : 0,8 - 2 mm

### Options

**Cams** : Pages 94 - 95

IP 54



LH

RH



RoHS



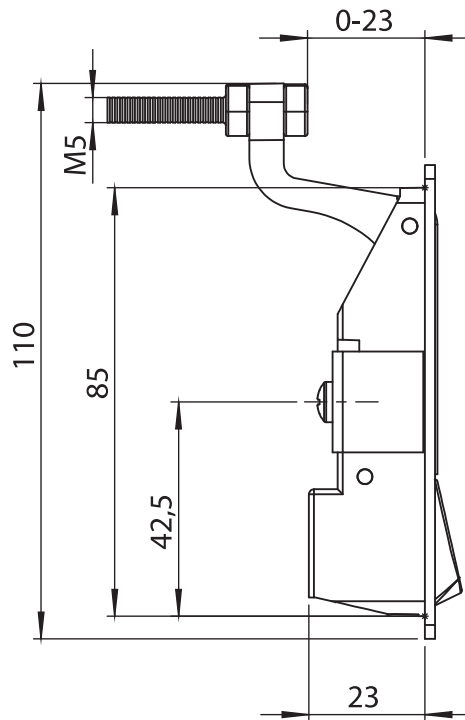
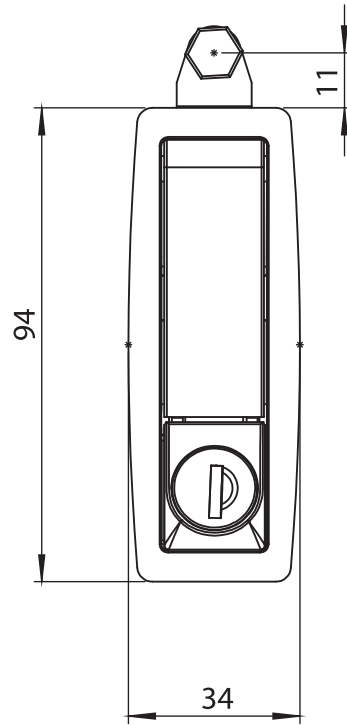
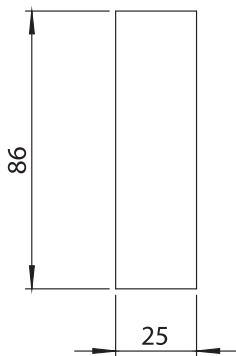
**Material**

**Housing** : Zinc die, black coated or chrome plated


**Handle** : Zinc die, black coated or chrome plated

**Mounting Bracket** : Steel, zinc plated

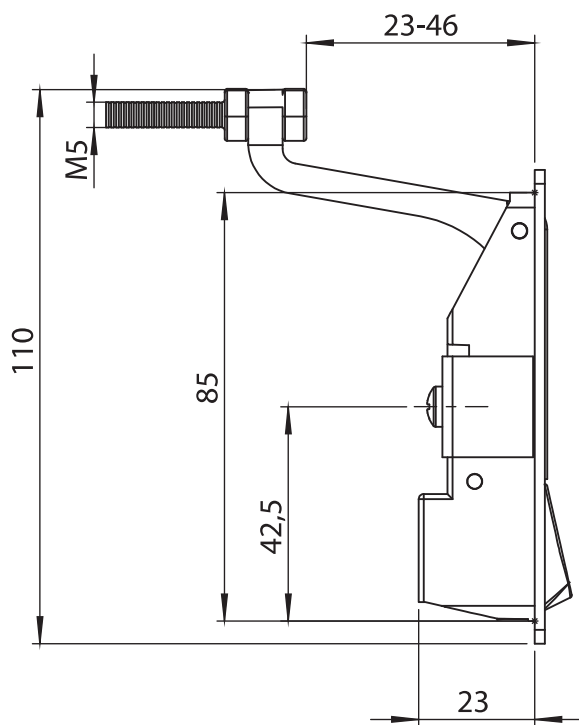
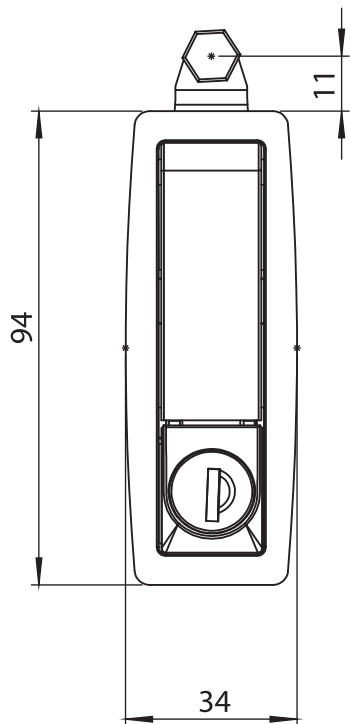
**Cut Out**




**7722 - Compression Latch**

|   | Cylinder Type | Black Coated | Chrome Plated |
|---|---------------|--------------|---------------|
|  | Non-Locking   | 7722 - 100   | 7722 - 200    |
|   | Keyed Same    | 7722 - 127   | 7722 - 227    |
|   | Keyed Differ  | 7722 - 129   | 7722 - 229    |





7723 - Compression Latch

|   | Cylinder Type | Black Coated | Chrome Plated |
|---|---------------|--------------|---------------|
|  | Non-Locking   | 7723 - 100   | 7723 - 200    |
|   | Keyed Same    | 7723 - 127   | 7723 - 227    |
|   | Keyed Differ  | 7723 - 129   | 7723 - 229    |

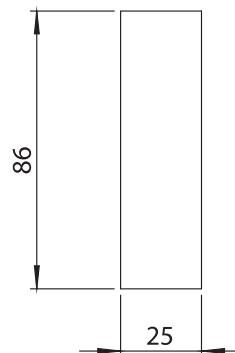


Latches and Miscellaneous Locks

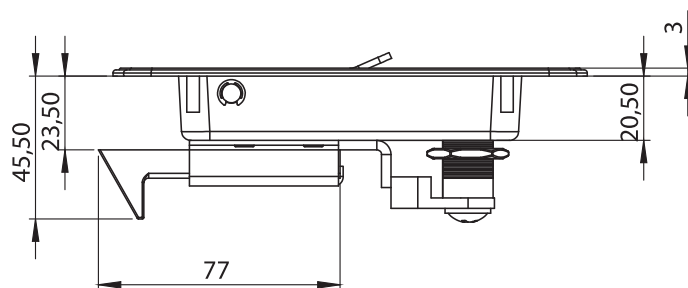
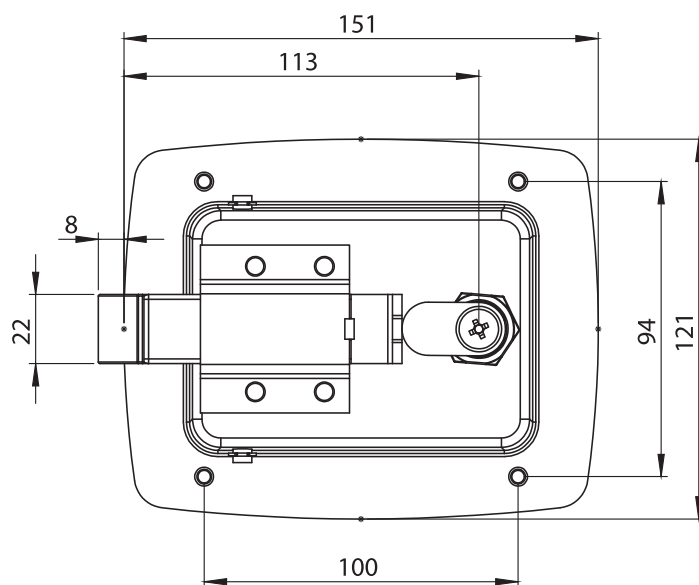
**Material**

- Housing** : Zinc die, black coated or chrome plated
- Handle** : Zinc die, black coated or chrome plated
- Mounting Bracket** : Steel, zinc plated

**Cut Out**



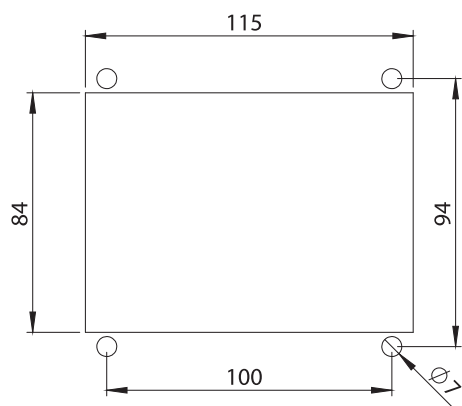




**Material**

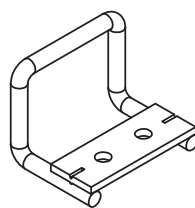
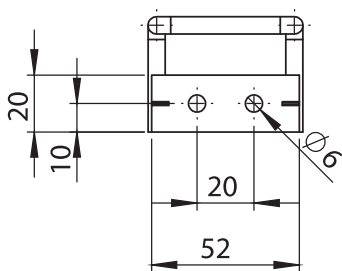
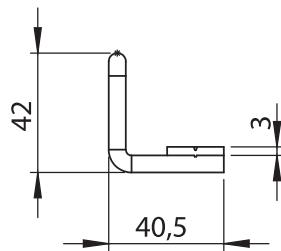
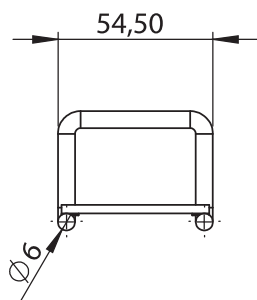
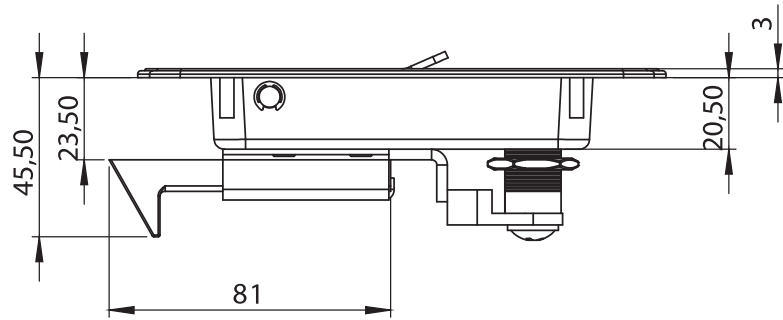
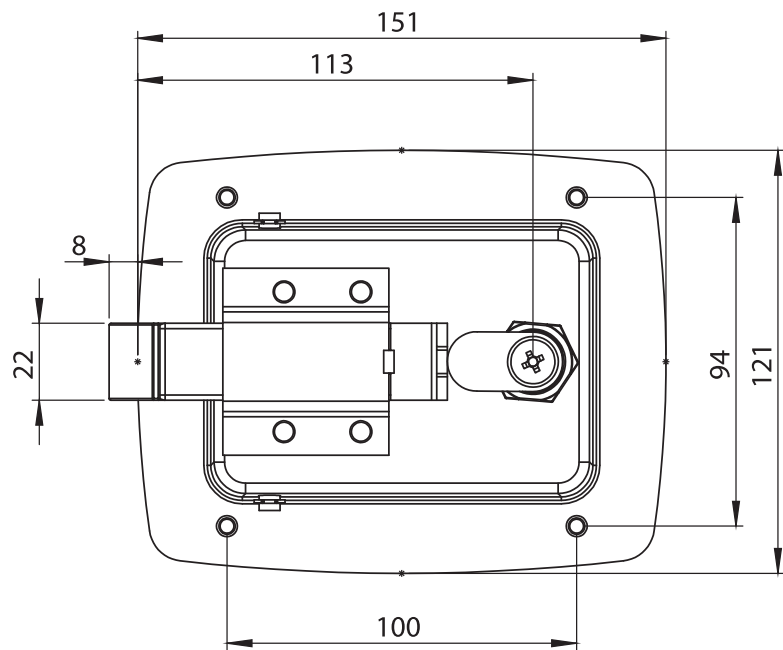
- Housing** : Steel, black coated
- Handle** : Steel, black coated
- Cam** : Zinc die
- Gasket** : Polyurethane
- Catcher** : Steel, zinc plated

**Cut out**



**7740 - Heavy Duty Lock**

| Cylinder Type | 77 mm Cam  | 81 mm Cam  |
|---------------|------------|------------|
| Keyed 3333    | 7741 - 023 | 7742 - 023 |
| Keyed Alike   | 7741 - 027 | 7742 - 027 |
| Keyed Differ  | 7741 - 029 | 7742 - 029 |



**Catcher**

|             |            |
|-------------|------------|
| Item Number | 7740 - 330 |
|-------------|------------|



Latches and Miscellaneous Locks

**Catcher**

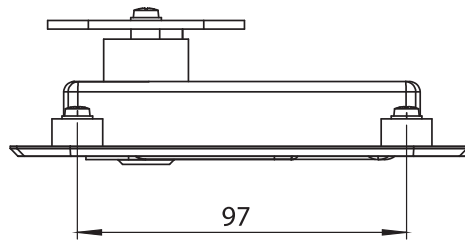
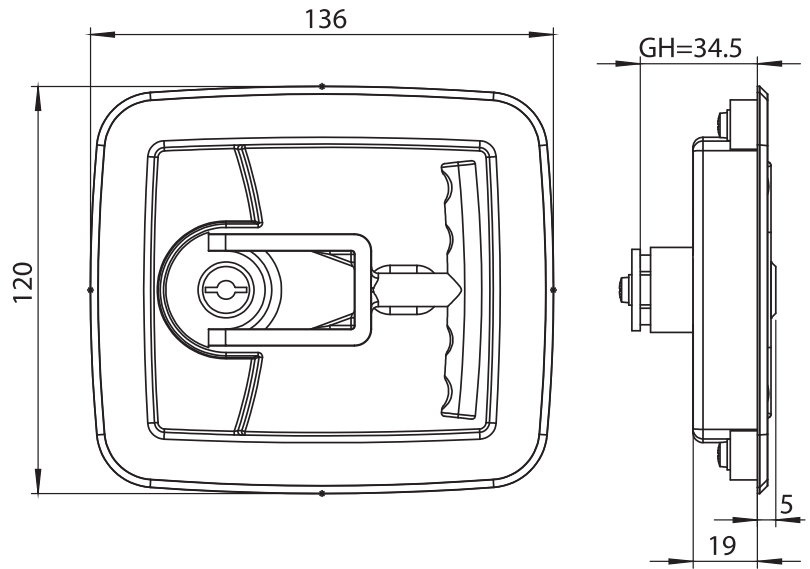


IP 54



LH/RH

RoHS



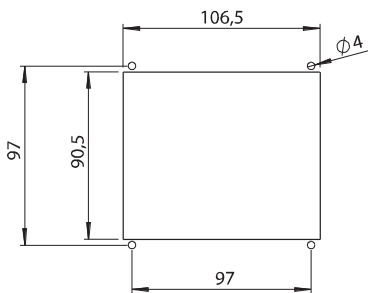
**Material**

**Housing** : Polyamide (PA6 GFR30), black

**Cam** : Steel, zinc plated

- Please contact Elkomsan for different types of cams

**Cut out**




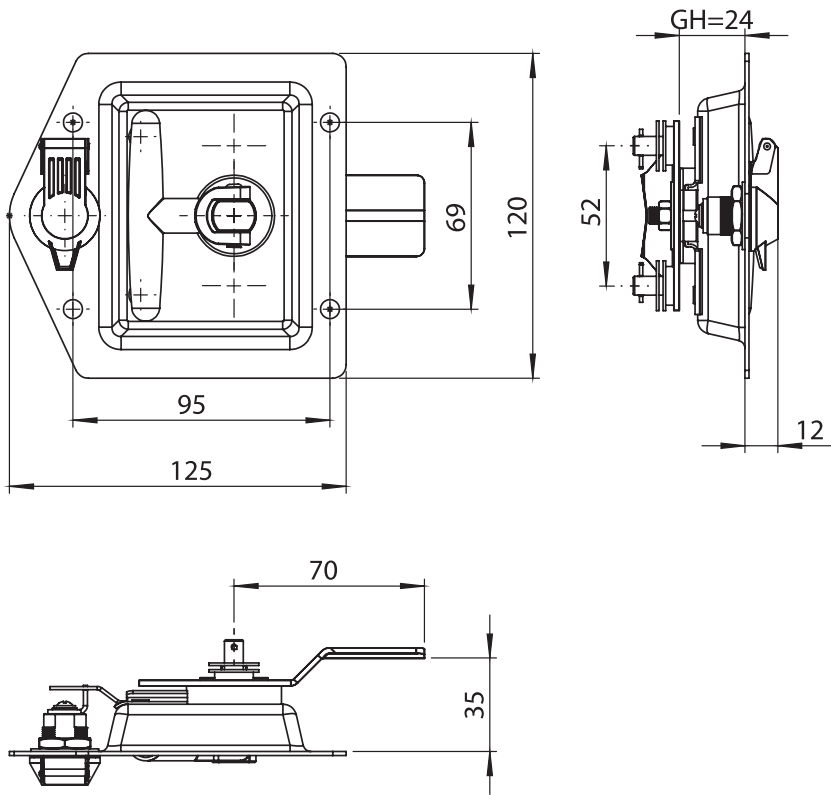
**7750 - Heavy Duty Lock**

|                 |            |
|-----------------|------------|
| <b>Key Type</b> |            |
| Keyed Alike     | 7750 - 027 |

IP 54



LH/RH



Latches and Miscellaneous Locks

### Material

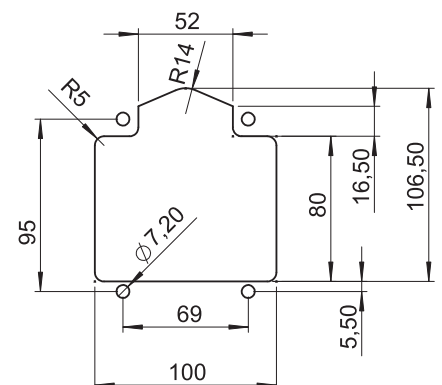
Stainless Steel AISI 304

- Please contact Elkomsan for different types of cams

### 7755 - Heavy Duty Lock

| Key Type    |            |
|-------------|------------|
| Keyed Alike | 7755 - 027 |

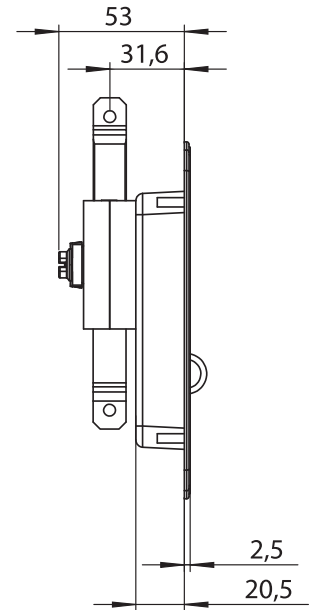
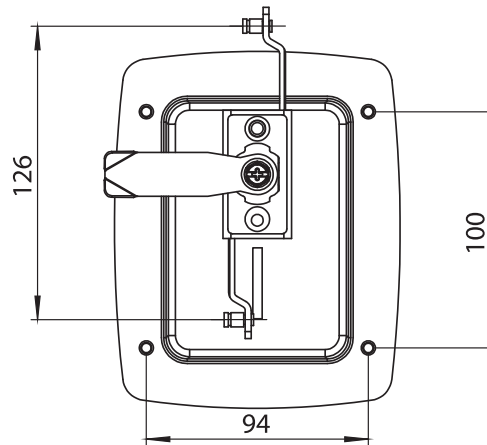
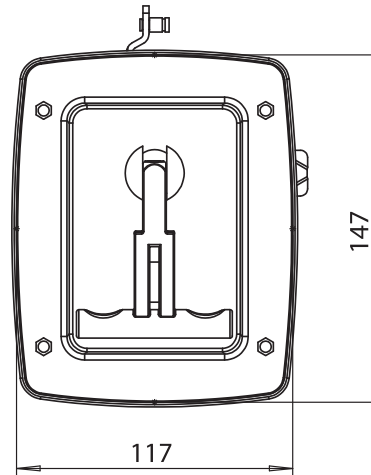
### Cut out



IP 65



LH/RH



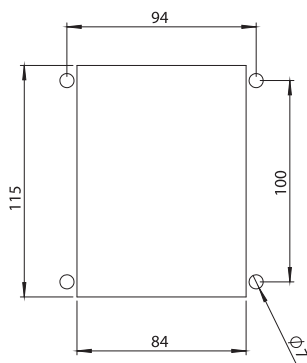
**Material**

- Housing** : Steel, black coated
- Handle** : Zinc die, chrome plated or black coated
- Cam** : Steel, zinc plated
- Gasket** : Polyurethane
- Padlock Part** : Stainless Steel, AISI 304

**Options**

- Rod Latch** : Pages 96 - 98
- Cams** : Pages 94 - 95

**Cut out**

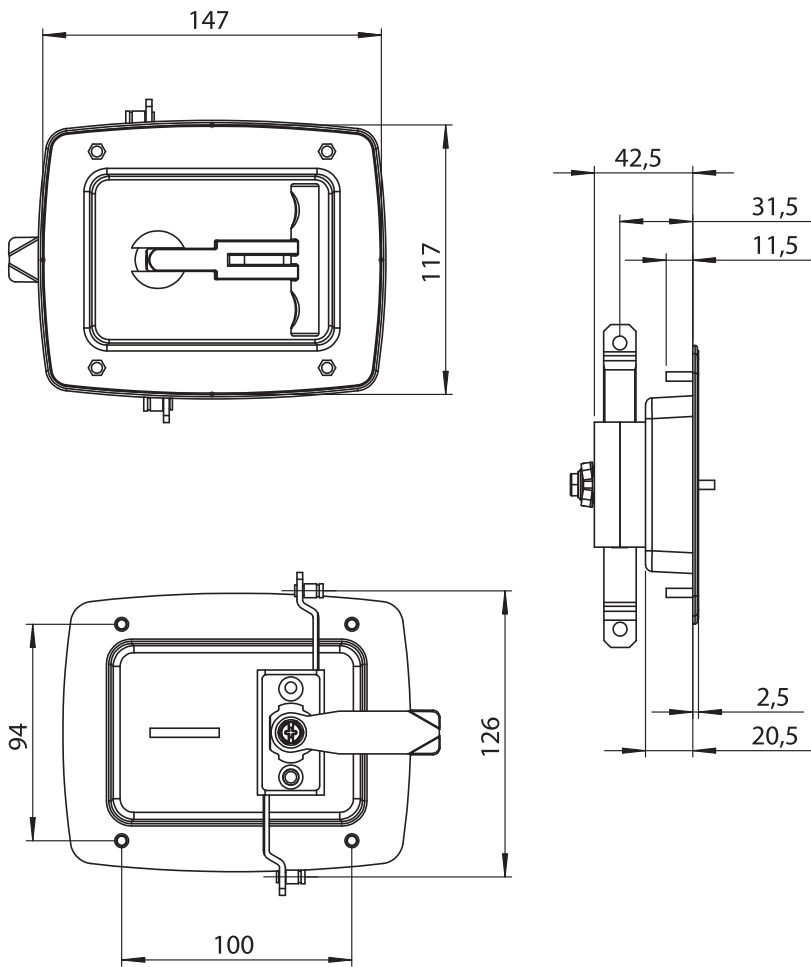


**7762 - Heavy Duty Lock - Vertical T Handle**

|             | Handle : Black coated | Handle : Chrome plated |
|-------------|-----------------------|------------------------|
| Item Number | 7762 - 100 - MK - XXX | 7762 - 200 - MK - XXX  |

You may chose XXX section from cam tables  
You may chose MK section from Rod Latch pages





Latches and  
Miscellaneous Locks

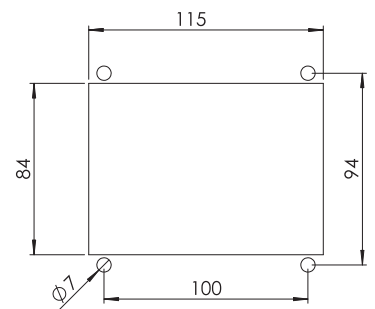
### Material

- Housing** : Steel, black coated
- Handle** : Zinc die, chrome plated or black coated
- Cam** : Steel, zinc plated
- Gasket** : Polyurethane
- Padlock Part** : Stainless Steel, AISI 304

### Options

- Rod Latch** : Pages 96 - 98
- Cams** : Pages 94 - 95

### Cut out



### 7763 - Heavy Duty Lock - Horizontal T Handle

|             | Handle : Black coated | Handle : Chrome plated |
|-------------|-----------------------|------------------------|
| Item Number | 7763 - 100 - MK - XXX | 7763 - 200 - MK - XXX  |

You may chose XXX section from cam tables  
You may chose MK section from Rod Latch pages

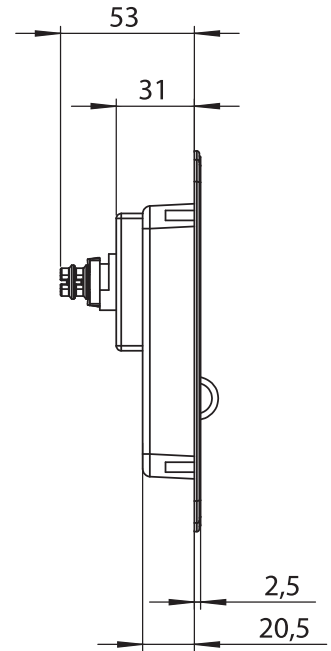
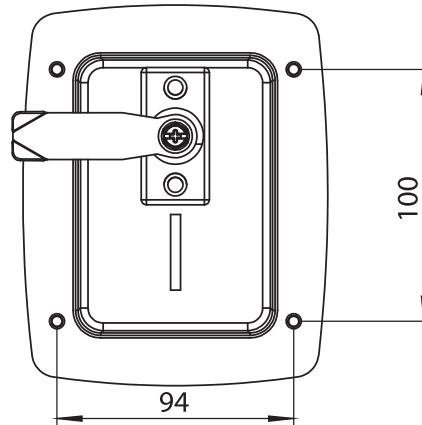
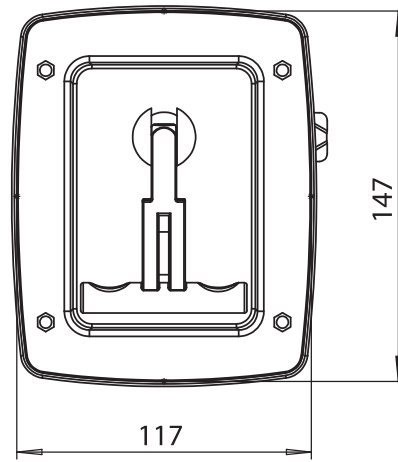
IP 65



LH/RH



RoHS



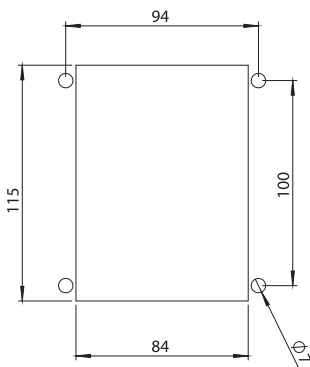
**Material**

- Housing** : Steel, black coated
- Handle** : Zinc die, chrome plated or black coated
- Cam** : Steel, zinc plated
- Gasket** : Polyurethane
- Padlock Part** : Stainless Steel, AISI 304

**Options**

**Cams** : Pages 94 - 95

**Cut out**

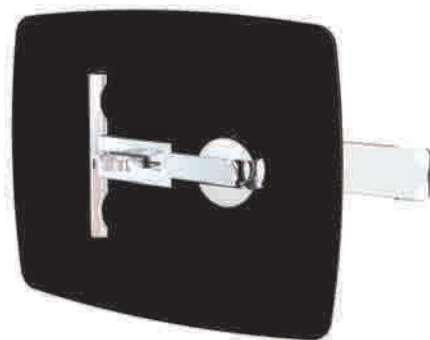
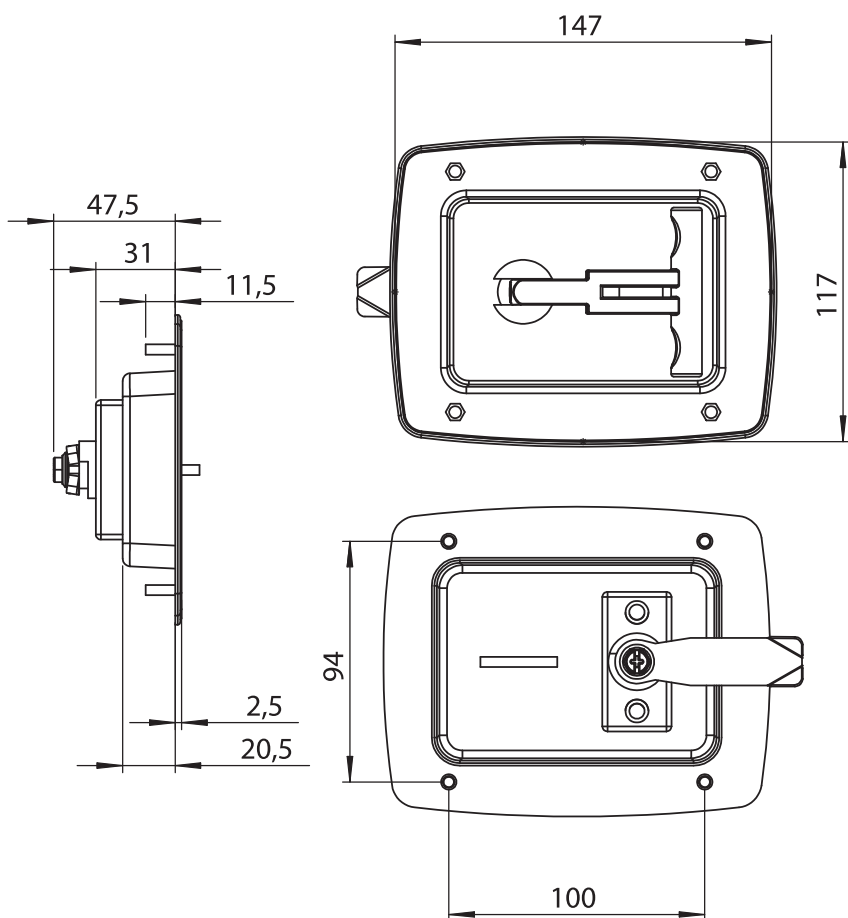


**7772 - Heavy Duty Lock - Vertical T Handle**

|             | Handle : Black coated | Handle : Chrome plated |
|-------------|-----------------------|------------------------|
| Item Number | 7772 - 100 - MK - XXX | 7772 - 200 - MK - XXX  |

You may chose XXX section from cam tables  
You may chose MK section from Rod Latch pages

IP 65 LH/RH RoHS



Latches and  
Miscellaneous Locks

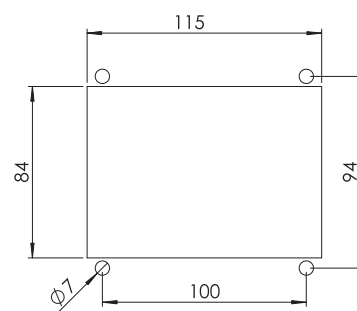
### Material

- Housing** : Steel, black coated
- Handle** : Zinc die, chrome plated or black coated
- Cam** : Steel, zinc plated
- Gasket** : Polyurethane
- Padlock Part** : Stainless Steel, AISI 304

### Options

- Cams** : Pages 94 - 95

### Cut out



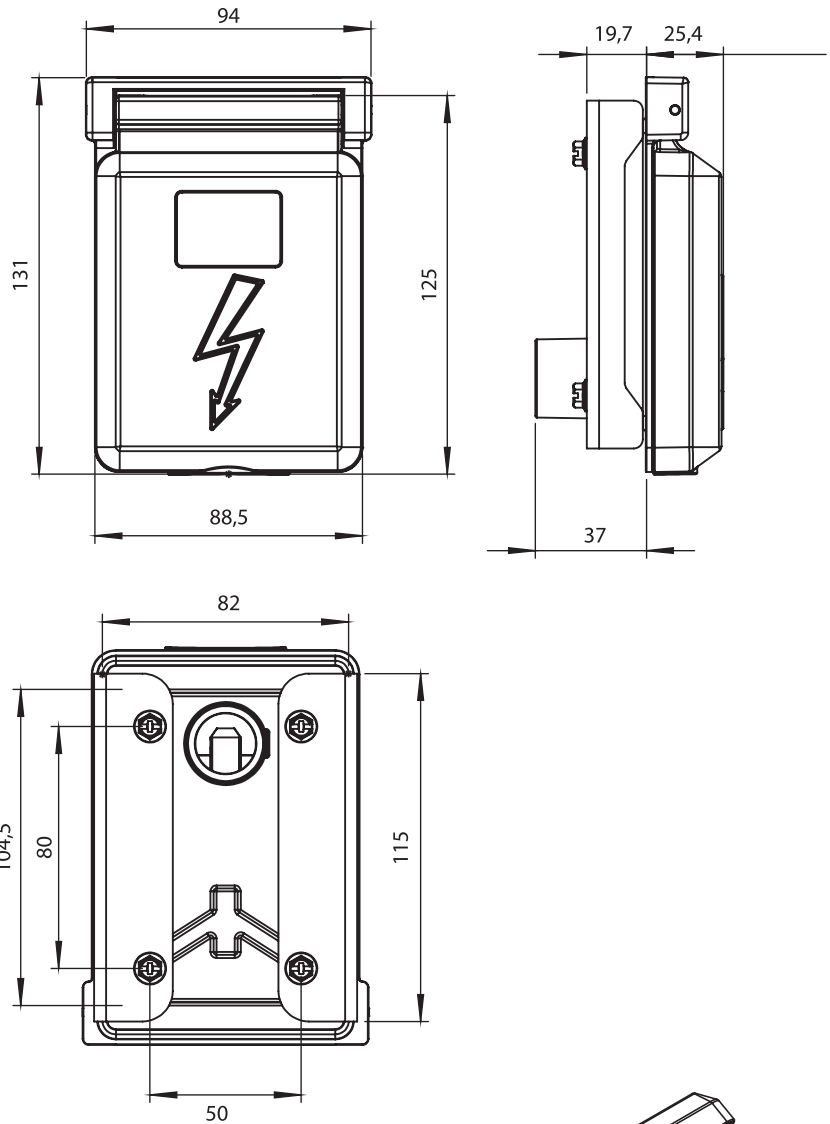
### 7773 - Heavy Duty Lock - Horizontal T Handle

|             | Handle : Black coated | Handle : Chrome plated |
|-------------|-----------------------|------------------------|
| Item Number | 7773 - 100 - MK - XXX | 7773 - 200 - MK - XXX  |

You may chose XXX section from cam tables  
You may chose MK section from Rod Latch pages



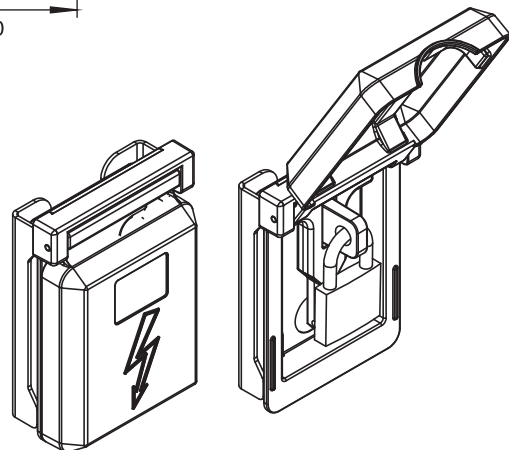
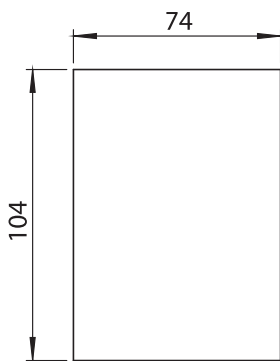




**Material**

- Housing** : Aluminium, raw or black coated
- Cover** : Aluminium, raw or black coated
- Handle** : Zinc die, chrome plated
- Pin** : Stainless steel
- Padlock Part** : Zinc die

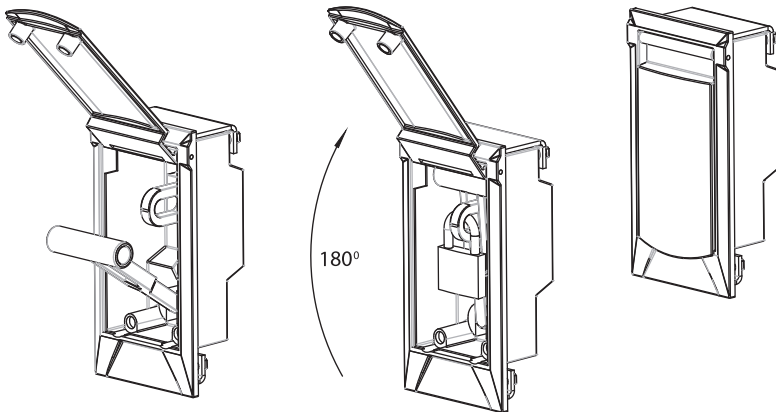
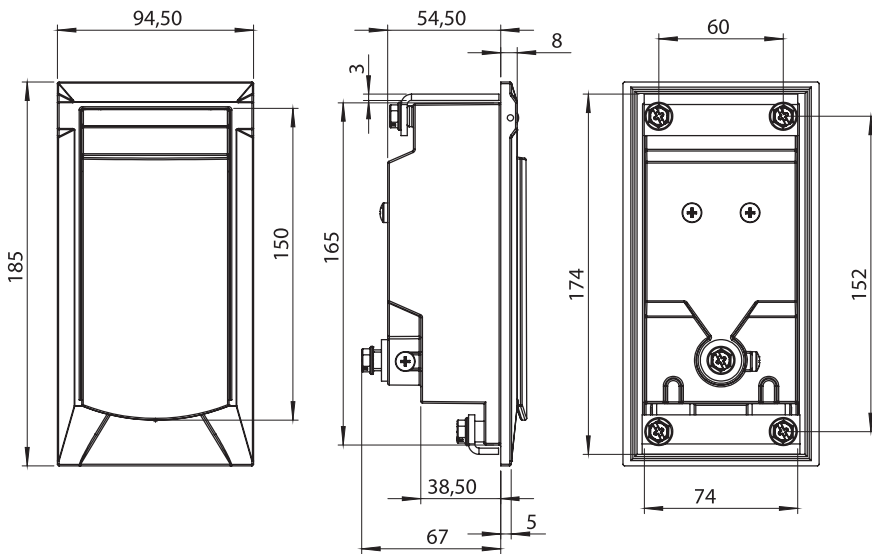
**Cut out**



7780 - Heavy Duty Lock - T Handle

|             | Black coated | Non painted |
|-------------|--------------|-------------|
| Item Number | 7780 - 210   | 7780 - 100  |



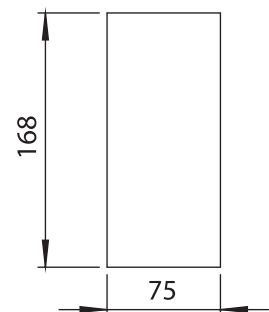


Latches and Miscellaneous Locks

### Material

- Housing** : Aluminium, raw or black coated
- Cover** : Aluminium, raw or black coated
- Handle** : Zinc die, chrome plated
- Pin** : Stainless steel
- Padlock Part** : Zinc die


### Cut out

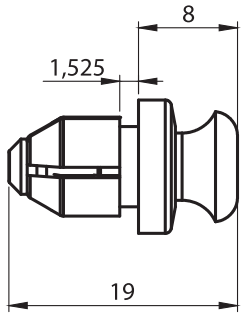


### 7790 - Heavy Duty Lock - T Handle

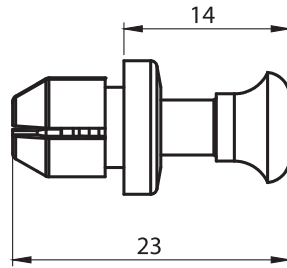
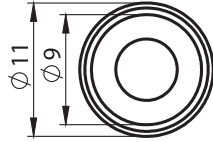
|             | Black coated | Non painted |
|-------------|--------------|-------------|
| Item Number | 7790 - 210   | 7790 - 100  |

IP 65  LH/RH   
 RoHS



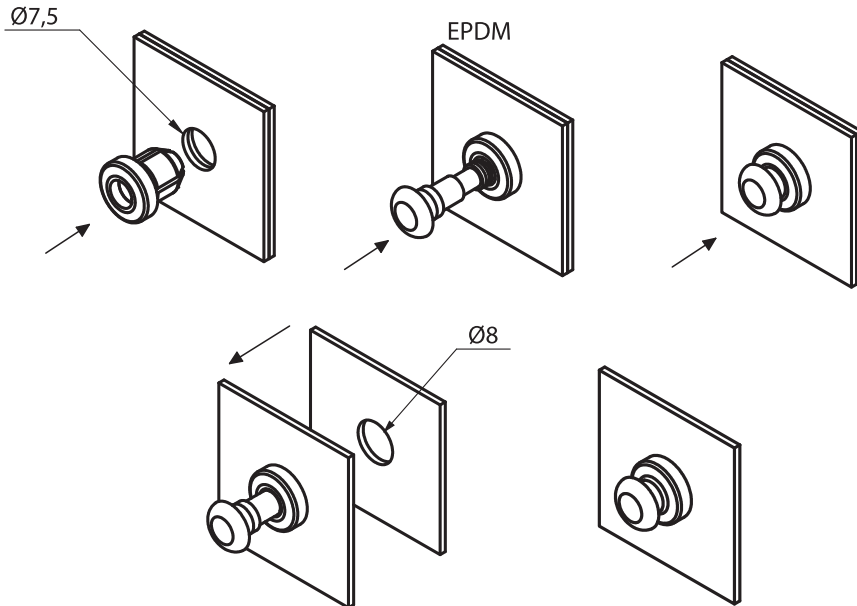


Locked Position



Unlocked Position

### Mounting and Operation



Latches and Miscellaneous Locks

### Material

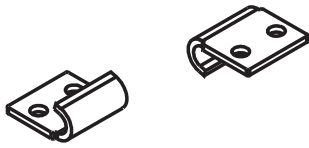
Polycarbonate (PC), black

### 7003 - Joiner

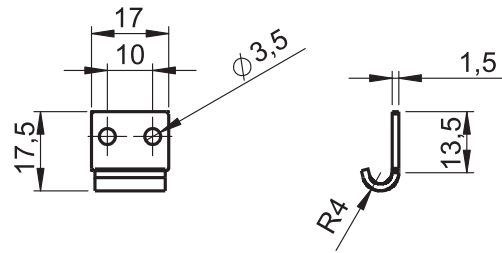
|             | TS = 0,8 - 1,5 mm | TS = 1,6 - 2,5 mm |
|-------------|-------------------|-------------------|
| Item Number | 7003 - 001        | 7003 - 002        |

Complete PA

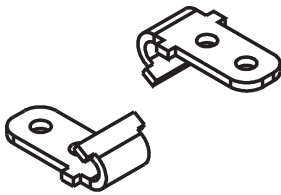
RoHS



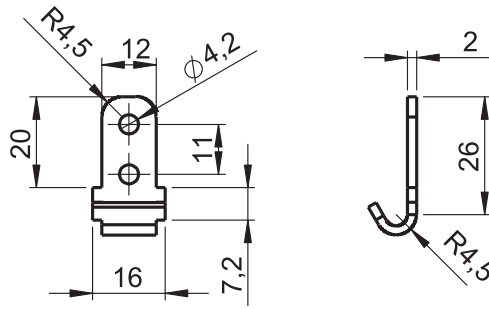
Material: Steel, zinc plated



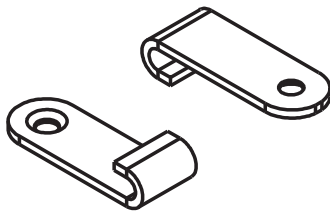
|             |            |
|-------------|------------|
| Item Number | 7400 - 331 |
|-------------|------------|



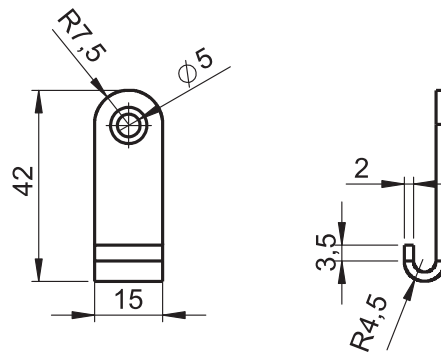
Material: Steel, zinc plated



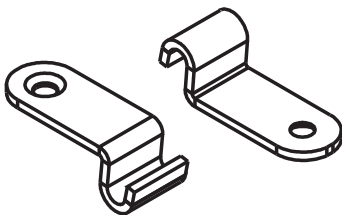
|             |            |
|-------------|------------|
| Item Number | 7400 - 332 |
|-------------|------------|



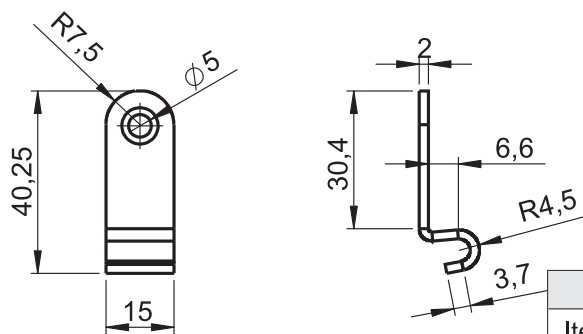
Material: Steel, zinc plated



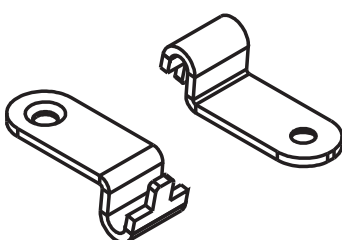
|             |            |
|-------------|------------|
| Item Number | 7400 - 339 |
|-------------|------------|



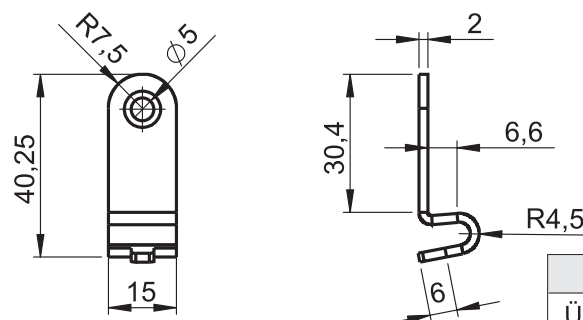
Material: Steel, zinc plated



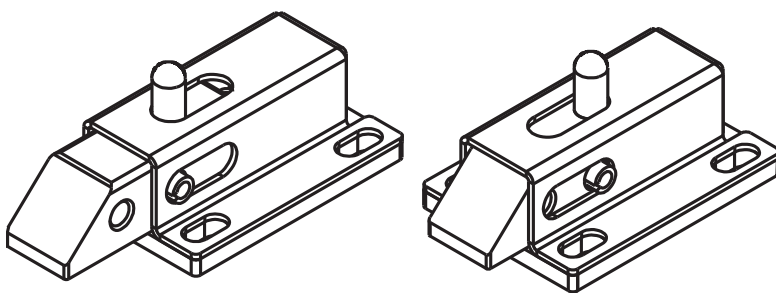
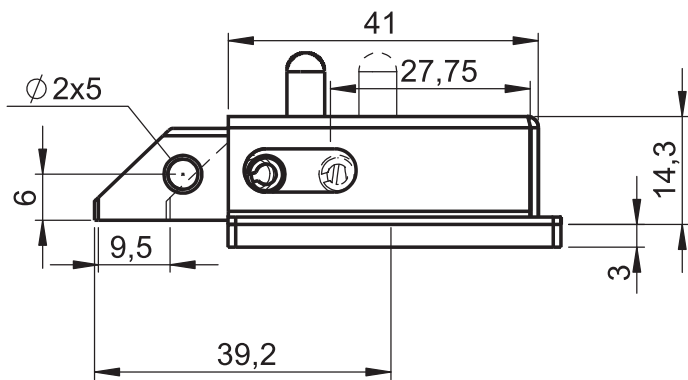
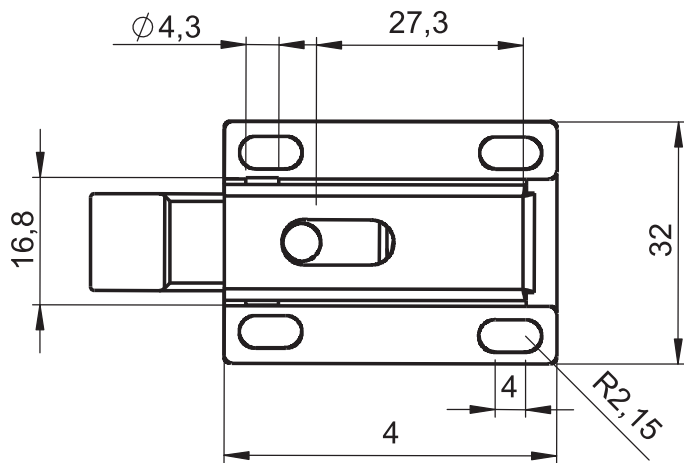
|             |            |
|-------------|------------|
| Item Number | 7400 - 338 |
|-------------|------------|



Material: Steel, zinc plated



|           |            |
|-----------|------------|
| Ürün Kodu | 7400 - 334 |
|-----------|------------|



7405 - Latch

|             |            |
|-------------|------------|
| Item Number | 7405 - 330 |
|-------------|------------|



Latches and Miscellaneous Locks

**Material**

Steel, zinc plated

LH/RH

RoHS

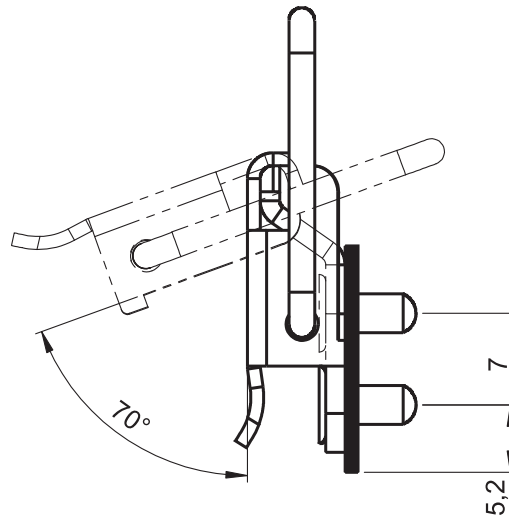
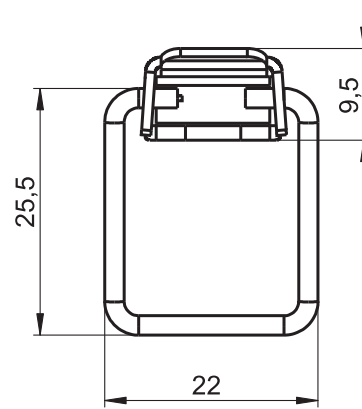
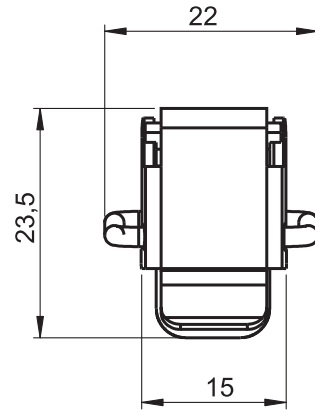


**Material**

Steel, zinc plated

**Options**

**Toggle Catcher** : Page 262

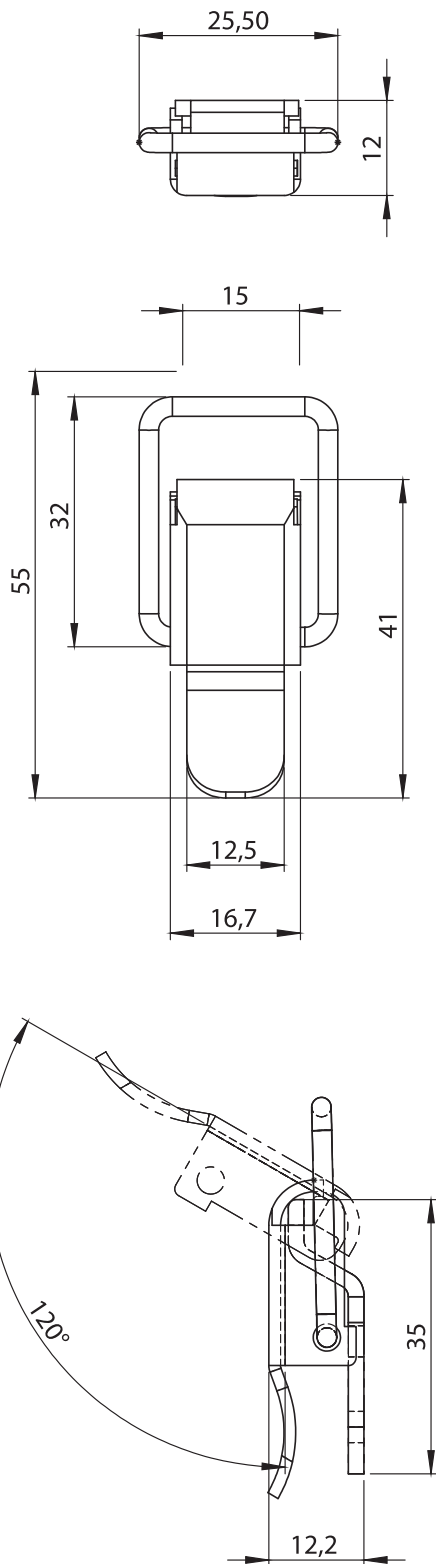


**7407 - Toogle Latch**

|             |            |
|-------------|------------|
| Item Number | 7407 - 330 |
|-------------|------------|

LH/RH

RoHS



**7403 - Toogle Latch**

|             |            |
|-------------|------------|
| Item Number | 7403 - 330 |
|-------------|------------|



Latches and Miscellaneous Locks

**Material**

Steel, zinc plated

**Options**

**Toggle Catcher** : Page 262

LH/RH    RoHS



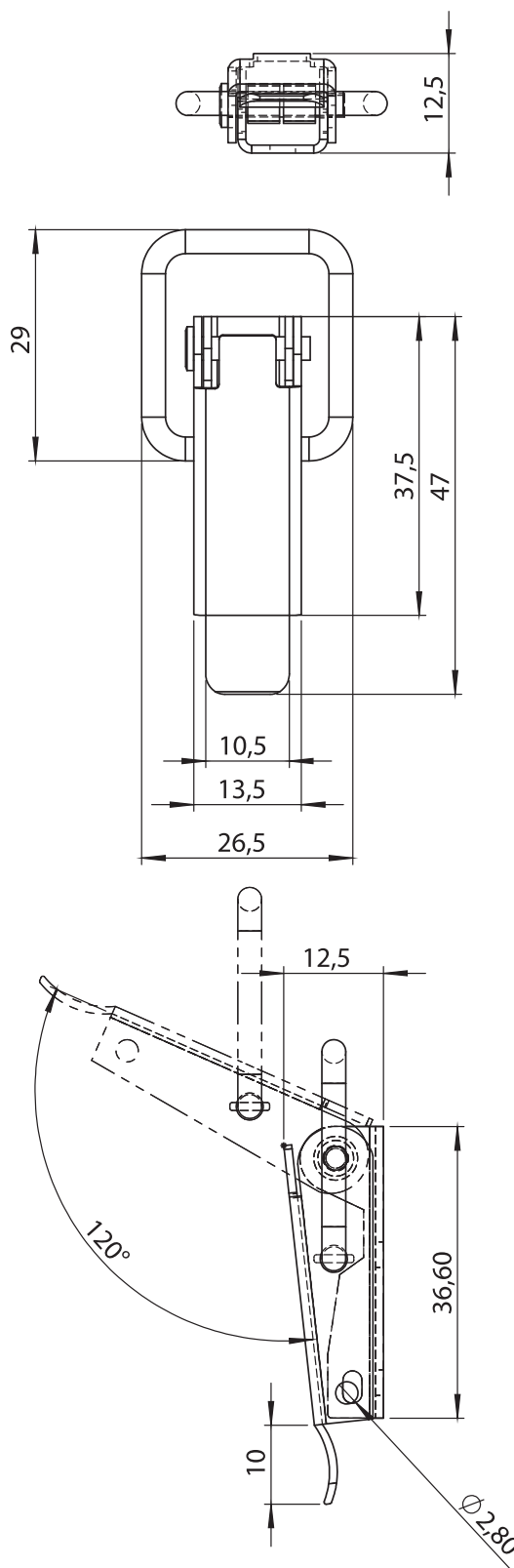


**Material**

Steel, zinc plated

**Options**

**Toggle Catcher** : Page 262

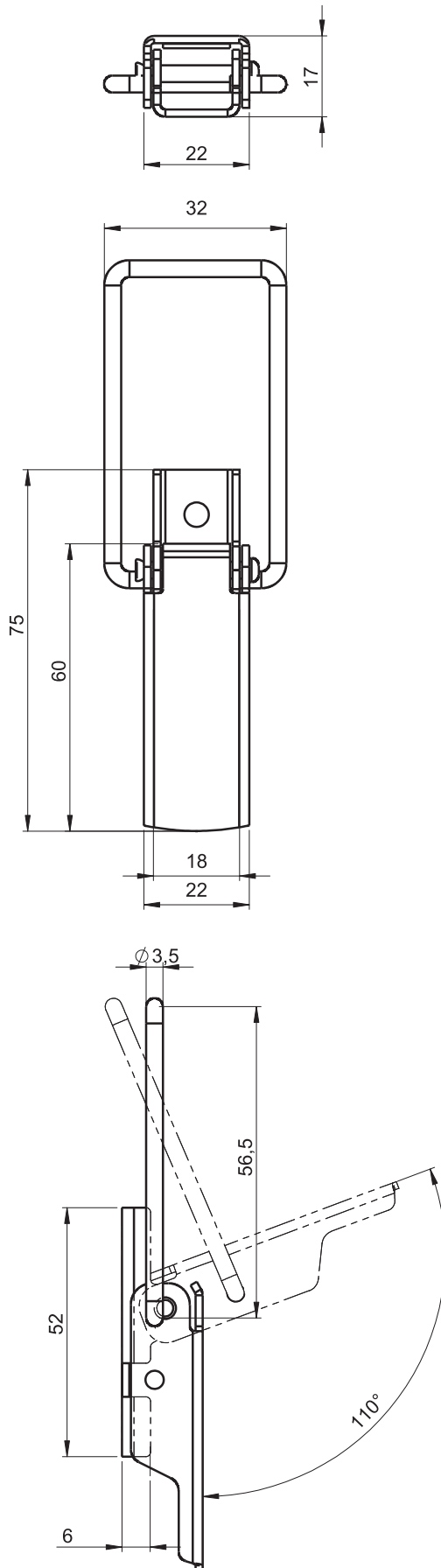


7406 - Toogle Latch

|             |            |
|-------------|------------|
| Item Number | 7406 - 330 |
|-------------|------------|

LH/RH

RoHS



7404 - Toogle Latch

|             |            |
|-------------|------------|
| Item Number | 7404 - 330 |
|-------------|------------|



Latches and Miscellaneous Locks

**Material**

Steel, zinc plated

**Options**

**Toggle Catcher** : Page 262

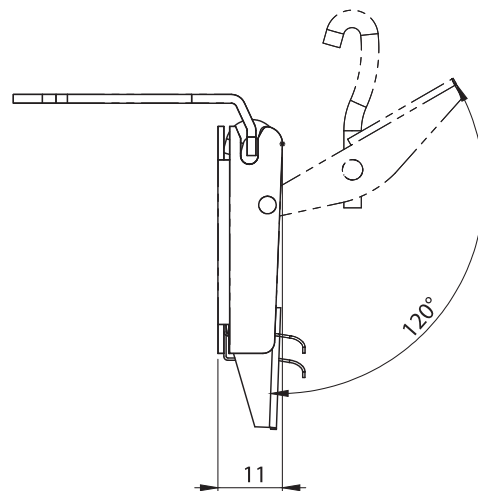
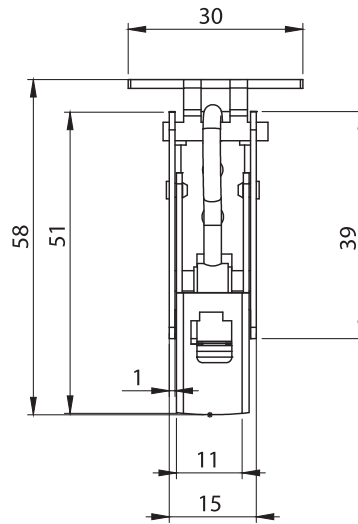
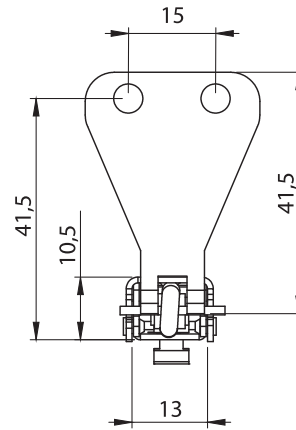
LH/RH    RoHS



**Material**

Steel, zinc plated

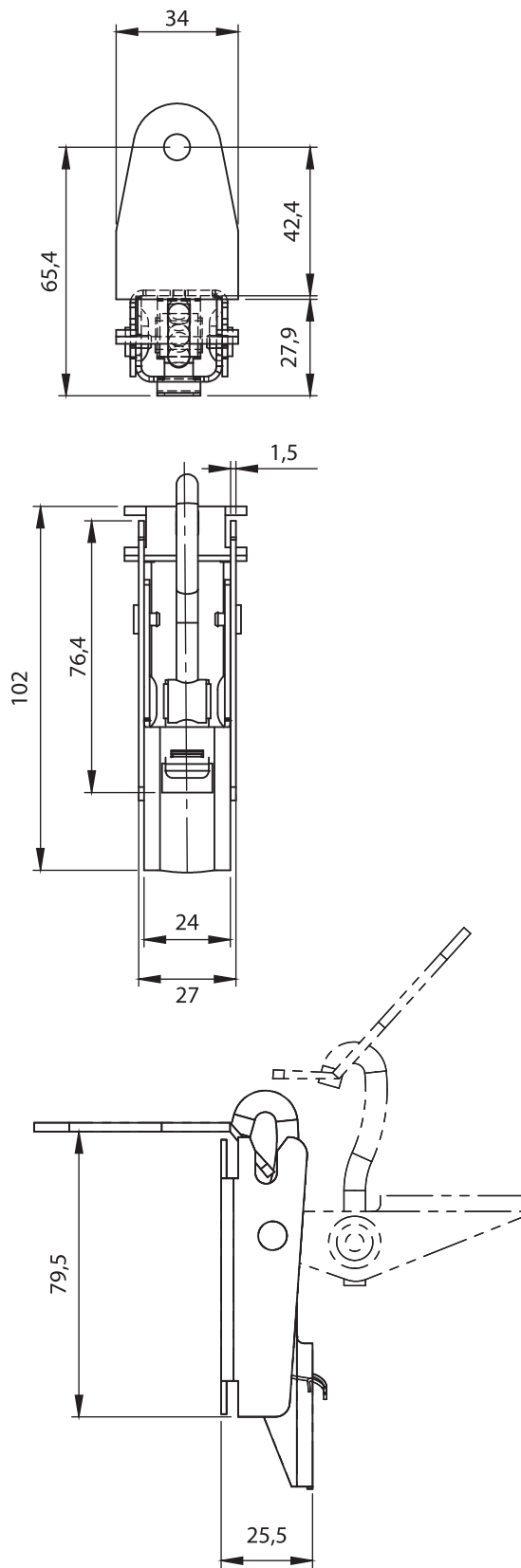
- Catcher is included



7401 - Toogle Latch

|             |            |
|-------------|------------|
| Item Number | 7401 - 330 |
|-------------|------------|

LH/RH    RoHS



**7402 - Toogle Latch**

|             |            |
|-------------|------------|
| Item Number | 7402 - 330 |
|-------------|------------|



Latches and Miscellaneous Locks

**Material**

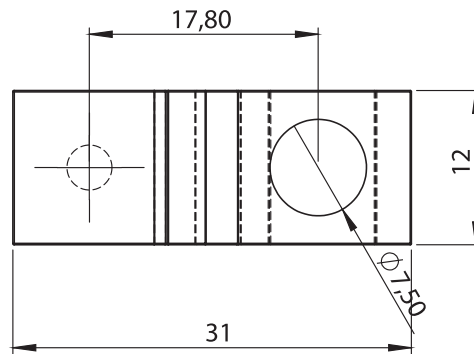
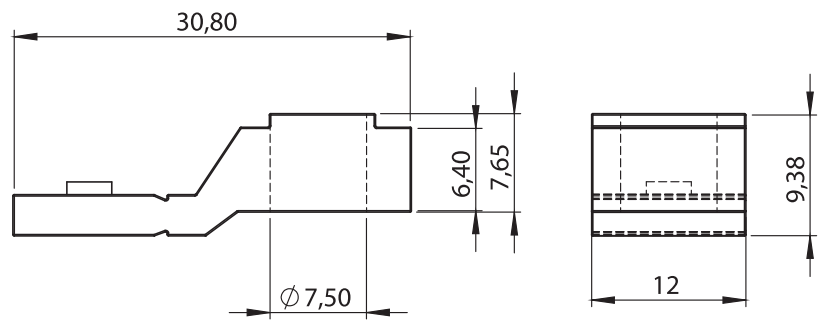
Steel, zinc plated

- Catcher is included

LH/RH    RoHS



Latches and Miscellaneous Locks




**Material**

Zinc die, raw

**7005 - Pannel Fixing Part**

|             |            |
|-------------|------------|
| Item Number | 7005 - 001 |
|-------------|------------|



Notes

# 12 - HVAC Locks and Accessories



Page 265



Page 269



Page 271



Page 273



Page 275



Page 276



Page 278



Page 278



Page 279



Page 280



Page 281



Page 282



Page 283



Page 284



Page 285



Page 287



Page 289



Page 290



Page 291



Page 292



Page 292



Page 293



Page 293




Page 294



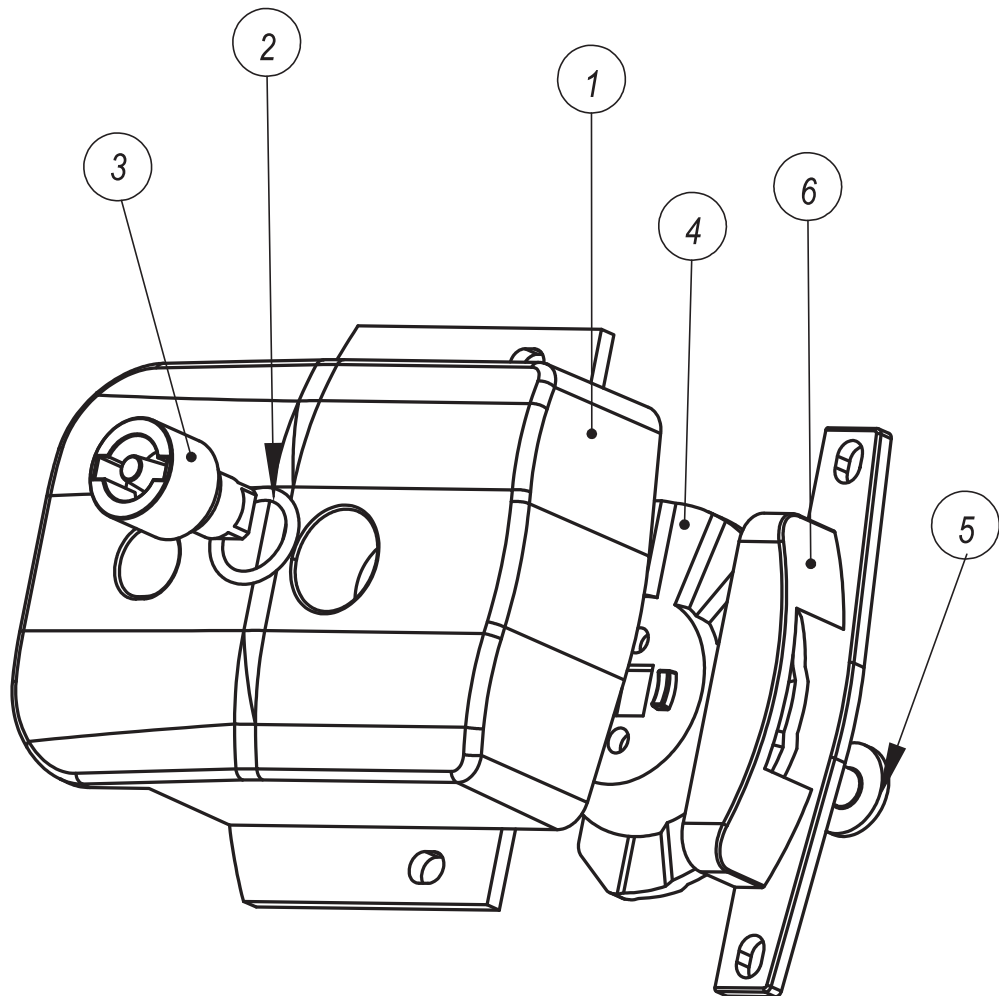
Page 295

## **HVAC Locks and Accessories**



**5220**  
**Surface Mounted Door Lock (HVAC)**





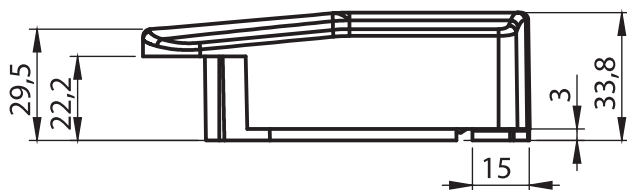
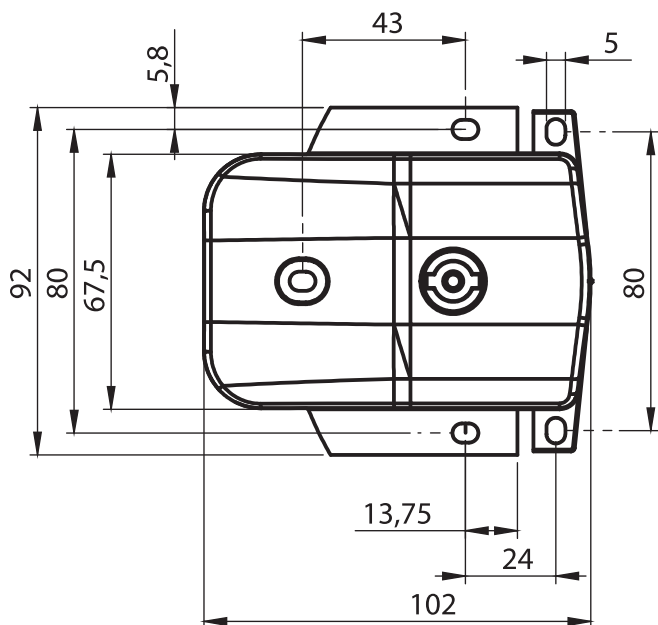


- 1. Housing
- 2. O-Ring
- 3. Insert

- 4. Stepped Cam
- 5. Screw
- 6. Catcher

\* Please see pages for Insert Types

\*\* Versions for different door thicknesses are available.



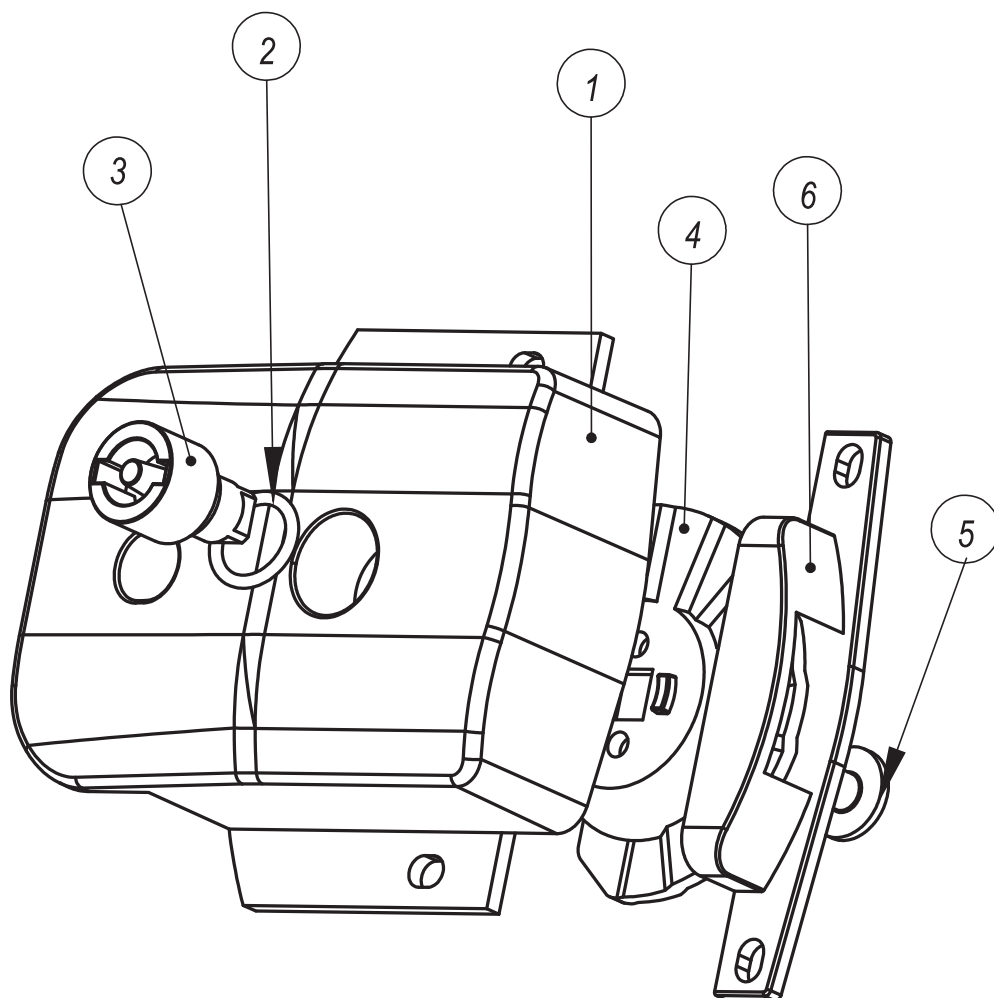
HVAC Locks and Accessories

### Material

- Housing** : Zinc die, black coated
- Catcher** : Zinc die, black coated
- Insert** : Zinc die, chrome plated
- Insert Cam** : Zinc die

### 5220 - Surface Mounted Door Lock - Metal

|  |                    | L=0        | L=10       | L=20       |
|--|--------------------|------------|------------|------------|
|  | Double insert 3 mm | 5220 - 001 | 5220 - 011 | 5220 - 021 |
|  | Double insert 5 mm | 5220 - 002 | 5220 - 012 | 5220 - 022 |
|  | Triangular 7 mm    | 5220 - 007 | 5220 - 017 | 5220 - 027 |
|  | Triangular 8 mm    | 5220 - 003 | 5220 - 013 | 5220 - 023 |
|  | Triangular 9 mm    | 5220 - 009 | 5220 - 019 | 5220 - 029 |
|  | Square 7 mm        | 5220 - 004 | 5220 - 014 | 5220 - 024 |
|  | Square 8 mm        | 5220 - 005 | 5220 - 015 | 5220 - 025 |

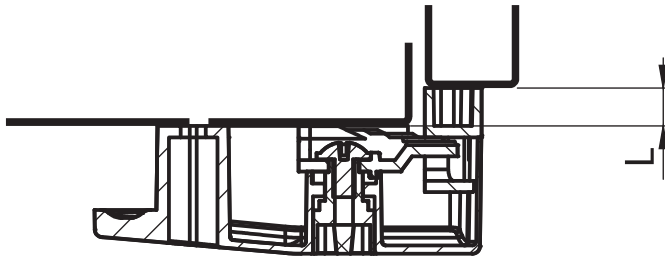
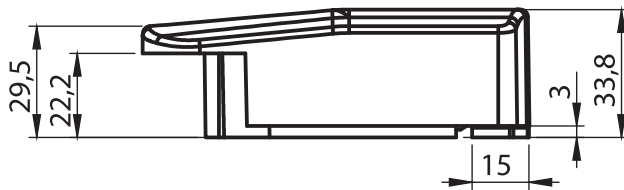
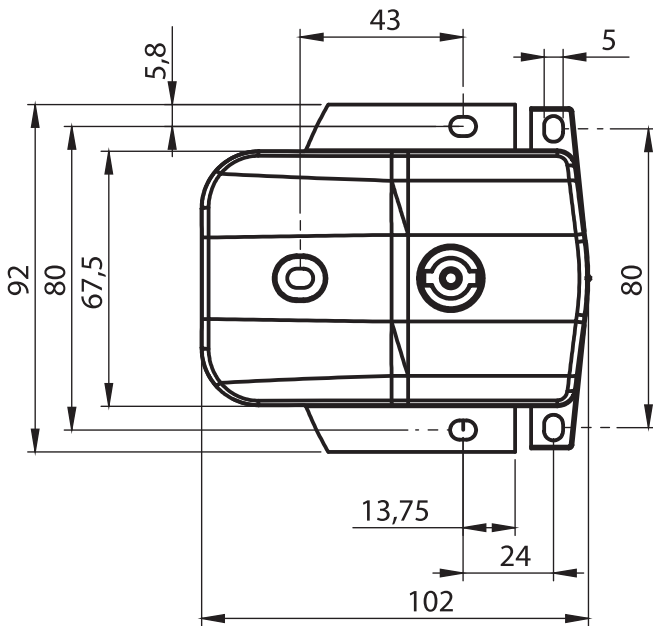


1. Housing  
2. O-Ring  
3. Insert

4. Stepped Cam  
5. Screw  
6. Catcher

\* Please see pages for Insert Types

\*\* Versions for different door thicknesses are available.



HVAC Locks and Accessories

### Material

- Housing** : Polyamide (PA6 GFR30), black
- Catcher** : Zinc die, black coated
- Insert** : Zinc die, chrome plated
- Stepped Cam** : Zinc die

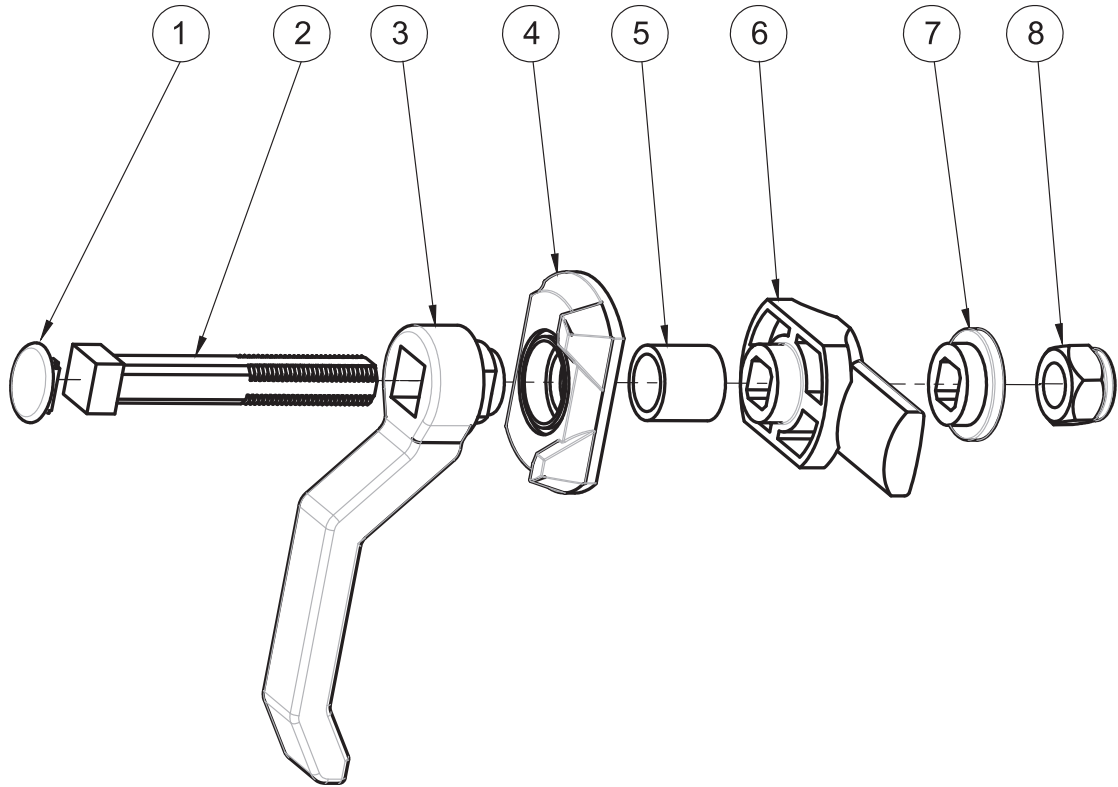
### 5230 - Surface Mounted Door Lock

|  |                    | L=0        | L=10       | L=20       |
|--|--------------------|------------|------------|------------|
|  | Double insert 3 mm | 5230 - 001 | 5230 - 011 | 5230 - 021 |
|  | Double insert 5 mm | 5230 - 002 | 5230 - 012 | 5230 - 022 |
|  | Triangular 7 mm    | 5230 - 007 | 5230 - 017 | 5230 - 027 |
|  | Triangular 8 mm    | 5230 - 003 | 5230 - 013 | 5230 - 023 |
|  | Triangular 9 mm    | 5230 - 009 | 5230 - 019 | 5230 - 029 |
|  | Square 7 mm        | 5230 - 004 | 5230 - 014 | 5230 - 024 |
|  | Square 8 mm        | 5230 - 005 | 5230 - 015 | 5230 - 025 |

IP 65



LH/RH



1. Blind cap

2. Shaft

3. Handle

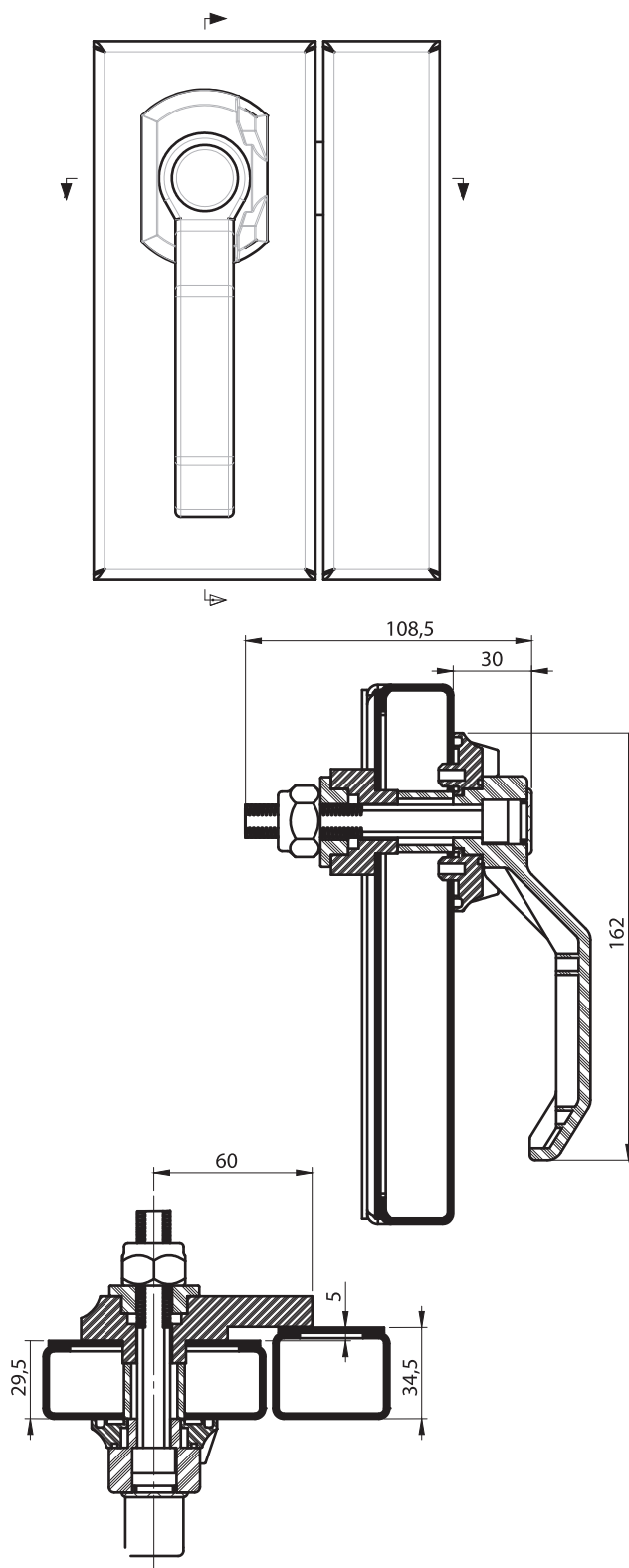
4. Outside Bezel

5. Tube

6. Cam

7. Cover

8. Nut



5100 - Heavy Duty Lock - Flat Cam

| Max. Door Thickness | Outside Bezel Type |            |            |
|---------------------|--------------------|------------|------------|
|                     | 180°               | 90° right  | 90° left   |
| 30                  | 5100 - 321         | 5100 - 521 | 5100 - 621 |
| 50                  | 5100 - 322         | 5100 - 522 | 5100 - 622 |
| 70                  | 5100 - 323         | 5100 - 523 | 5100 - 623 |

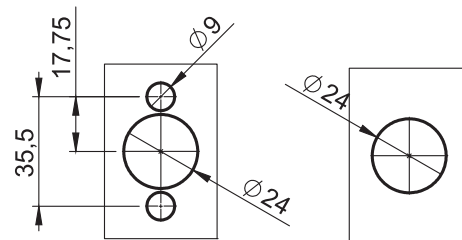


HVAC Locks and Accessories

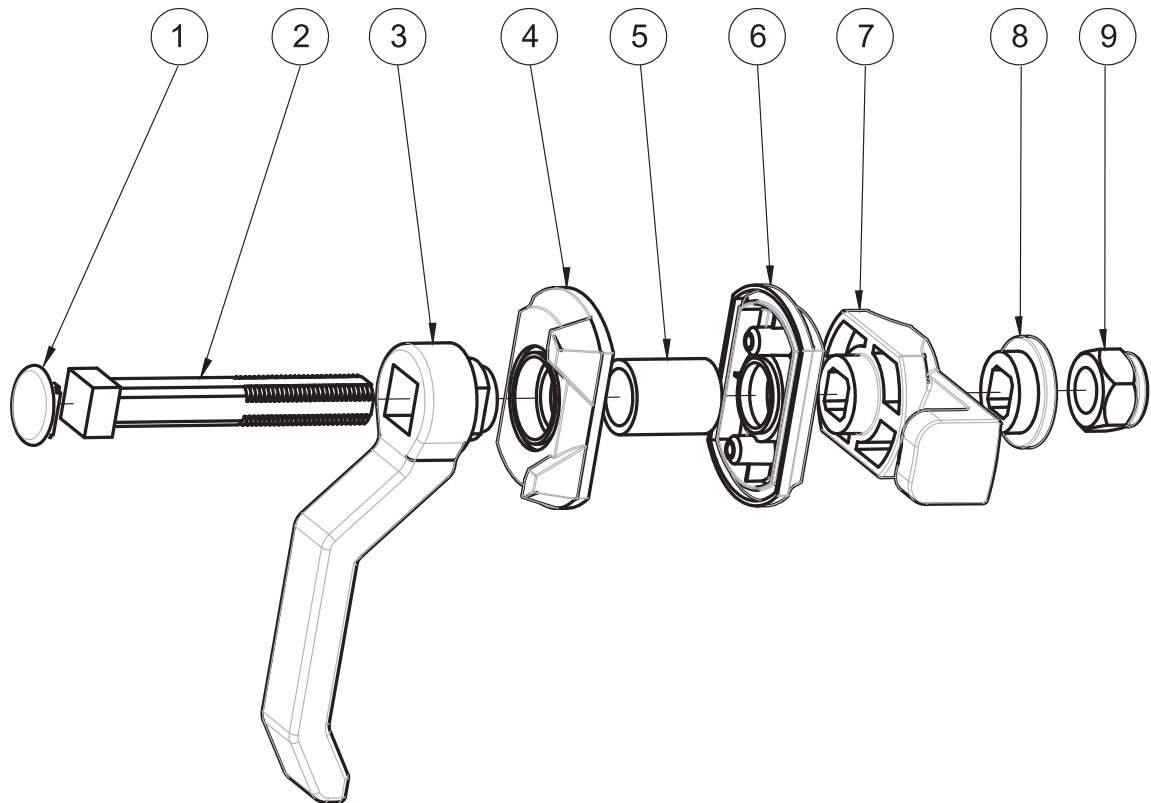
### Material

- Handle** : Polyamide (PA6 GFR30), black
- Bezel** : Polyamide (PA6 GFR30), black
- Cover** : Polyamide (PA6 GFR30), black
- Tube** : Polyamide (PA6 GFR30), black
- Cam** : Polyamide (PA6 GFR30), black
- Schaft** : Zinc die

### Cutout



LH/RH



1. Blind cap

2. Schaft

3. Handle

4. Outside Bezel

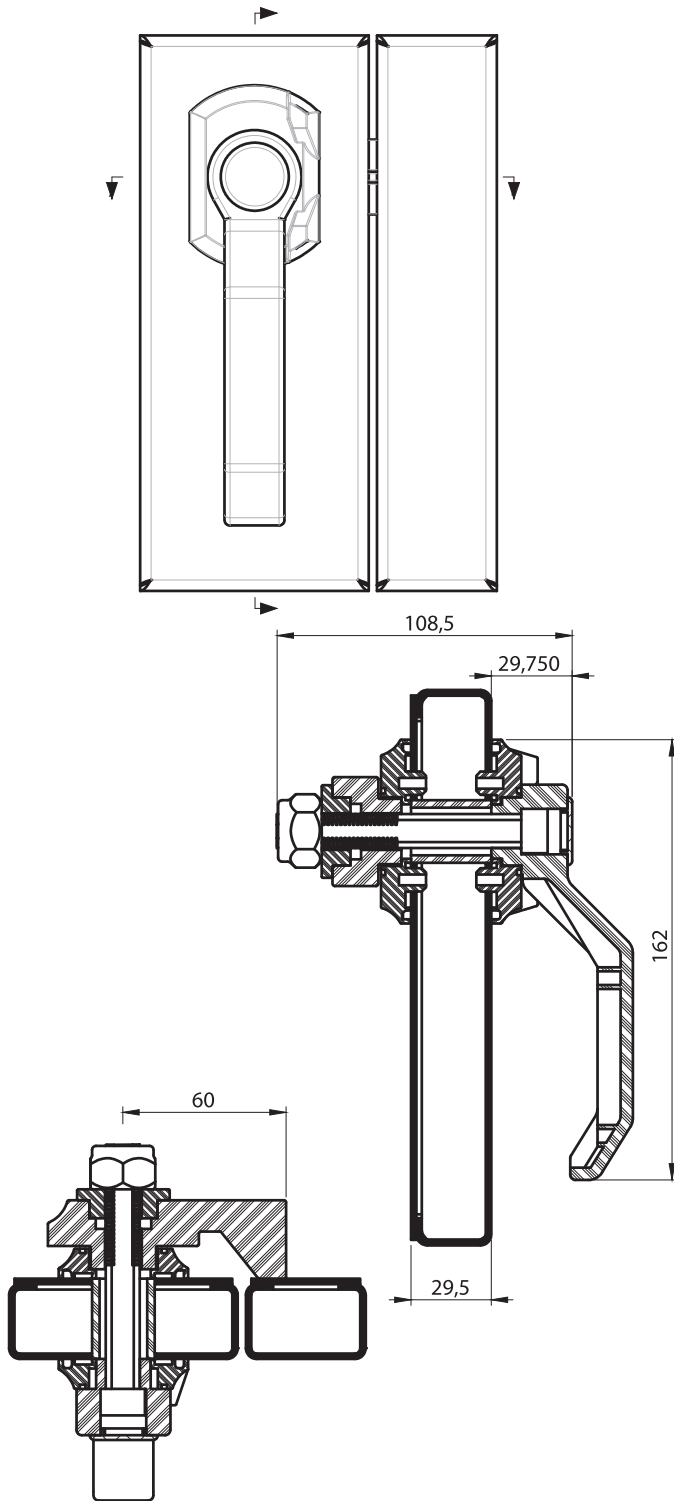
5. Tube

6. Inside Bezel

7. Cam

8. Cover

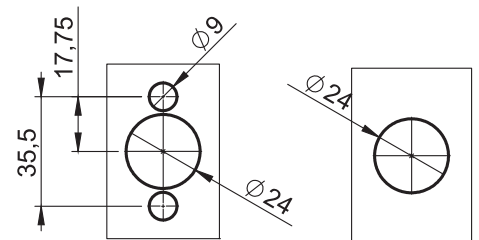
9. Nut



### Material

- Handle** : Polyamide (PA6 GFR30), black
- Bezel** : Polyamide (PA6 GFR30), black
- Cover** : Polyamide (PA6 GFR30), black
- Tube** : Polyamide (PA6 GFR30), black
- Cam** : Polyamide (PA6 GFR30), black
- Schaft** : Zinc die

### Cutout



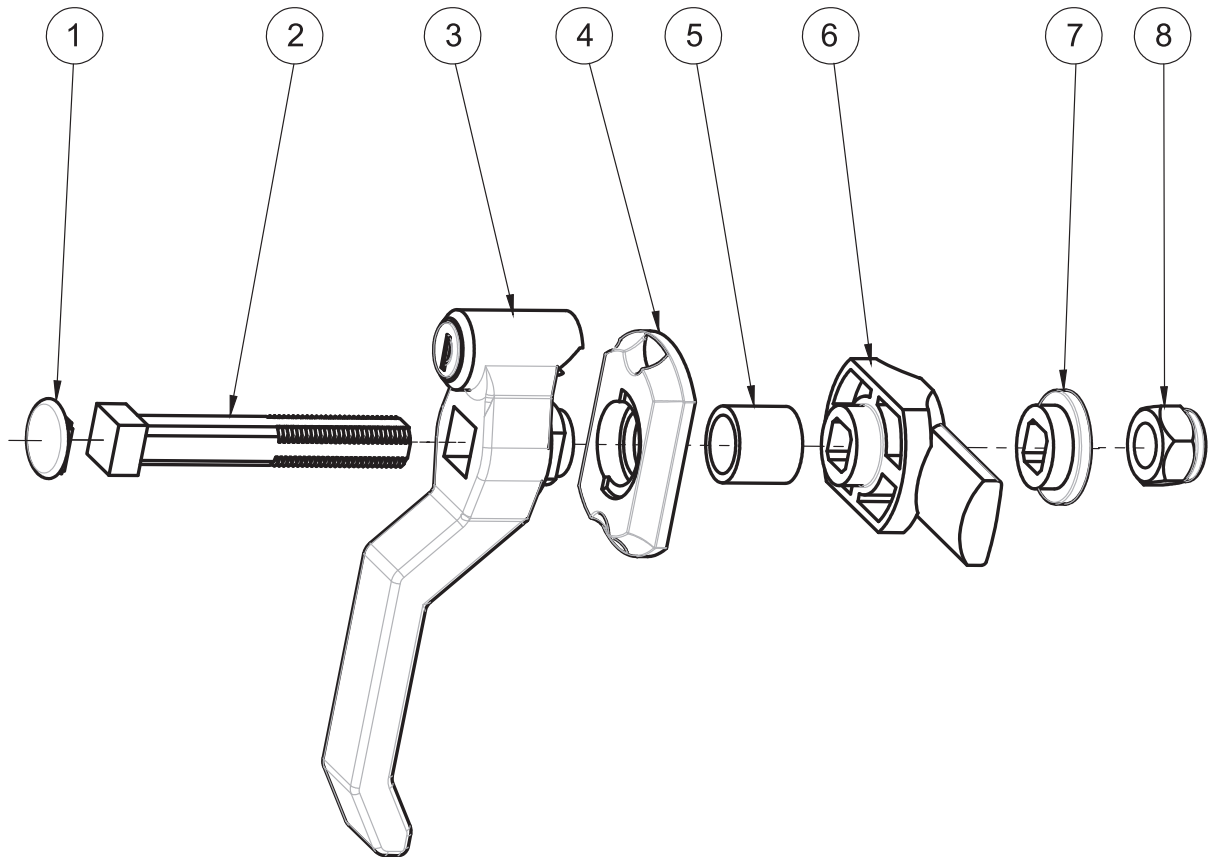
5100 - Heavy Duty Lock - Bended Cam

| Max. Door Thickness | Outside Bezel Type | 180°        |          | 90° right   |          | 90° left    |          |
|---------------------|--------------------|-------------|----------|-------------|----------|-------------|----------|
|                     | Inside Bezel Type  | Rectangular | Round    | Rectangular | Round    | Rectangular | Round    |
| 25                  |                    | 5100-311    | 5100-411 | 5101-511    | 5102-511 | 5101-611    | 5102-611 |
| 40                  |                    | 5100-312    | 5100-412 | 5101-512    | 5102-512 | 5101-612    | 5102-612 |
| 50                  |                    | 5100-313    | 5100-413 | 5101-513    | 5102-513 | 5101-613    | 5102-613 |

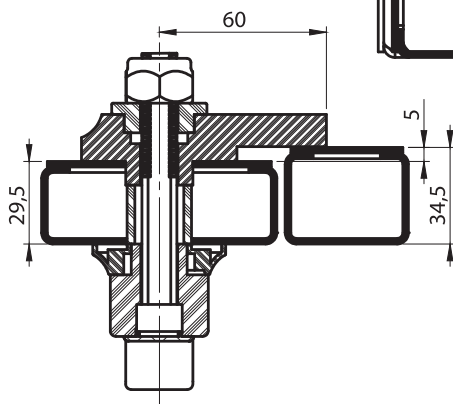
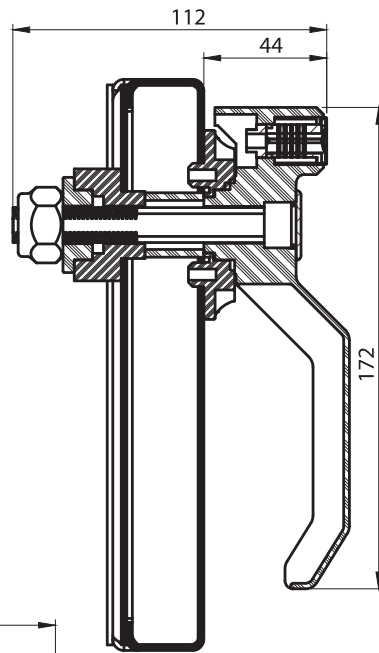
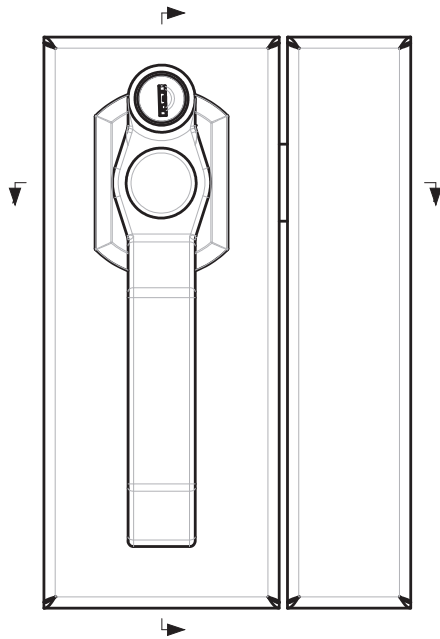


LH/RH





- |                  |          |
|------------------|----------|
| 1. Blind cap     | 5. Tube  |
| 2. Schaft        | 6. Cam   |
| 3. Handle        | 7. Cover |
| 4. Outside Bezel | 8. Nut   |



**5200 - Heavy Duty Lock - Flat Cam - Lockable Handle**

| Max. Door Thickness |            |
|---------------------|------------|
| 30                  | 5200 - 221 |
| 50                  | 5200 - 222 |
| 70                  | 5200 - 223 |

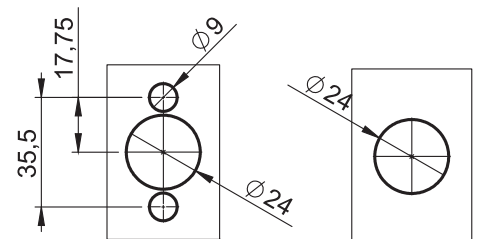


HVAC Lock and Accessories

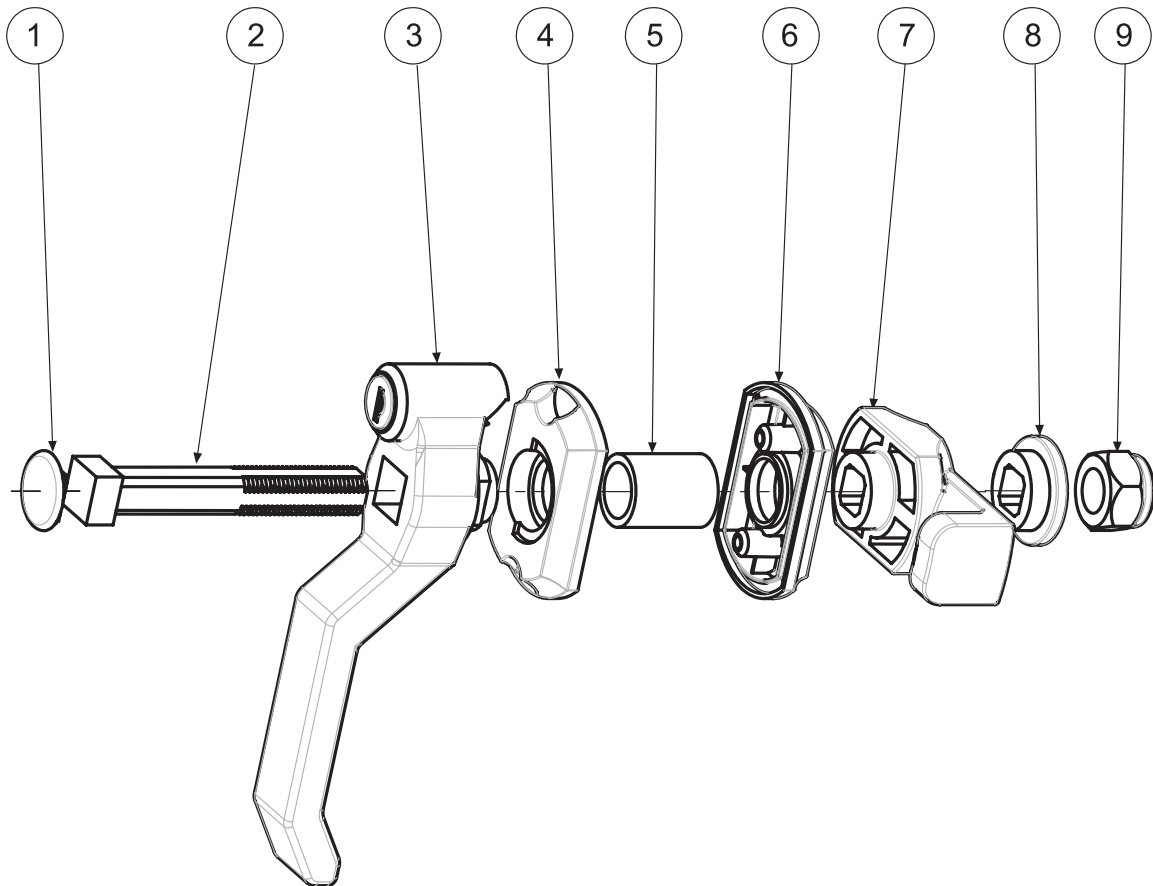
### Material

- Handle** : Polyamide (PA6 GFR30), black
- Bezel** : Polyamide (PA6 GFR30), black
- Blind cap** : Polyamide (PA6 GFR30), black
- Tube** : Polyamide (PA6 GFR30), black
- Cam** : Polyamide (PA6 GFR30), black
- Bush** : Polyamide (PA6 GFR30), black
- Schaft** : Zinc die

### Cutout



LH/RH



1. Blind cap

2. Schaft

3. Handle

4. Outside Bezel

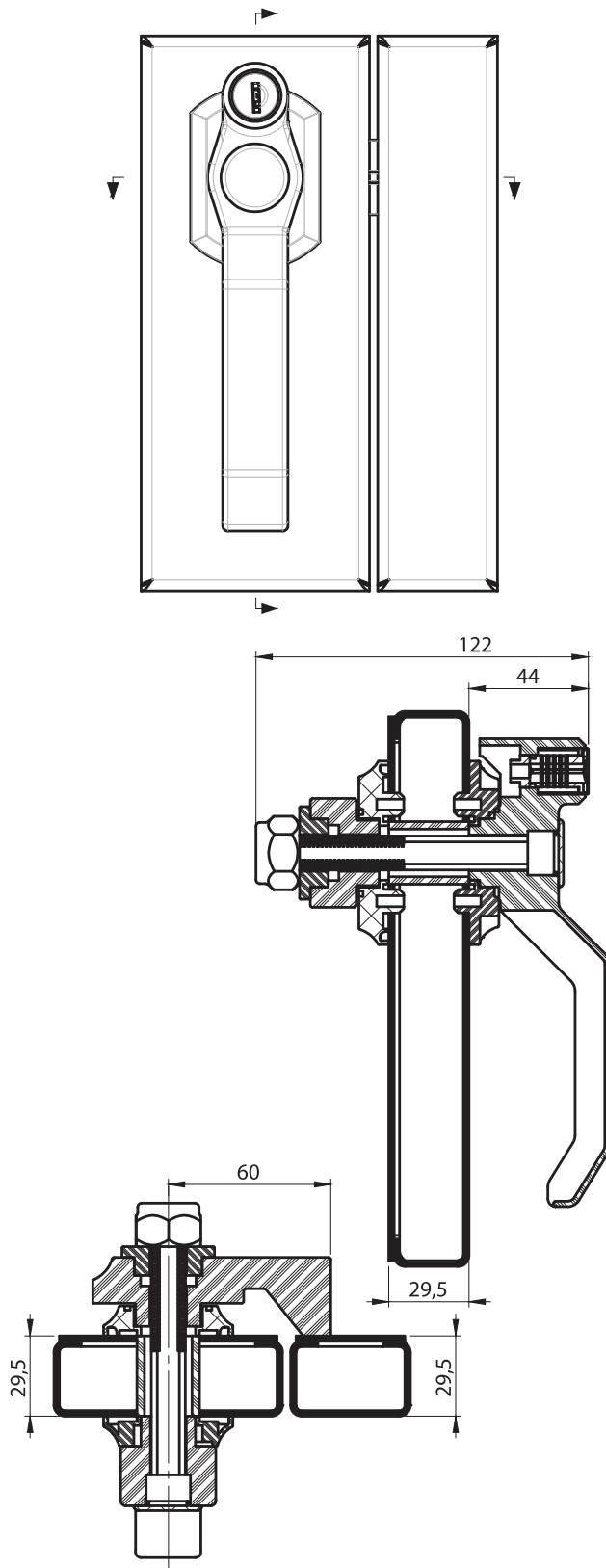
5. Tube

6. Inside Bezel

7. Cam

8. Cover

9. Nut



**5200 - Heavy Duty Lock - Bended Cam - Lockable Handle**

| Max. Door Thickness | Back Bezel  |            |
|---------------------|-------------|------------|
|                     | Rectangular | Round      |
| 25                  | 5200 - 511  | 5200 - 711 |
| 40                  | 5200 - 512  | 5200 - 712 |
| 50                  | 5200 - 513  | 5200 - 713 |



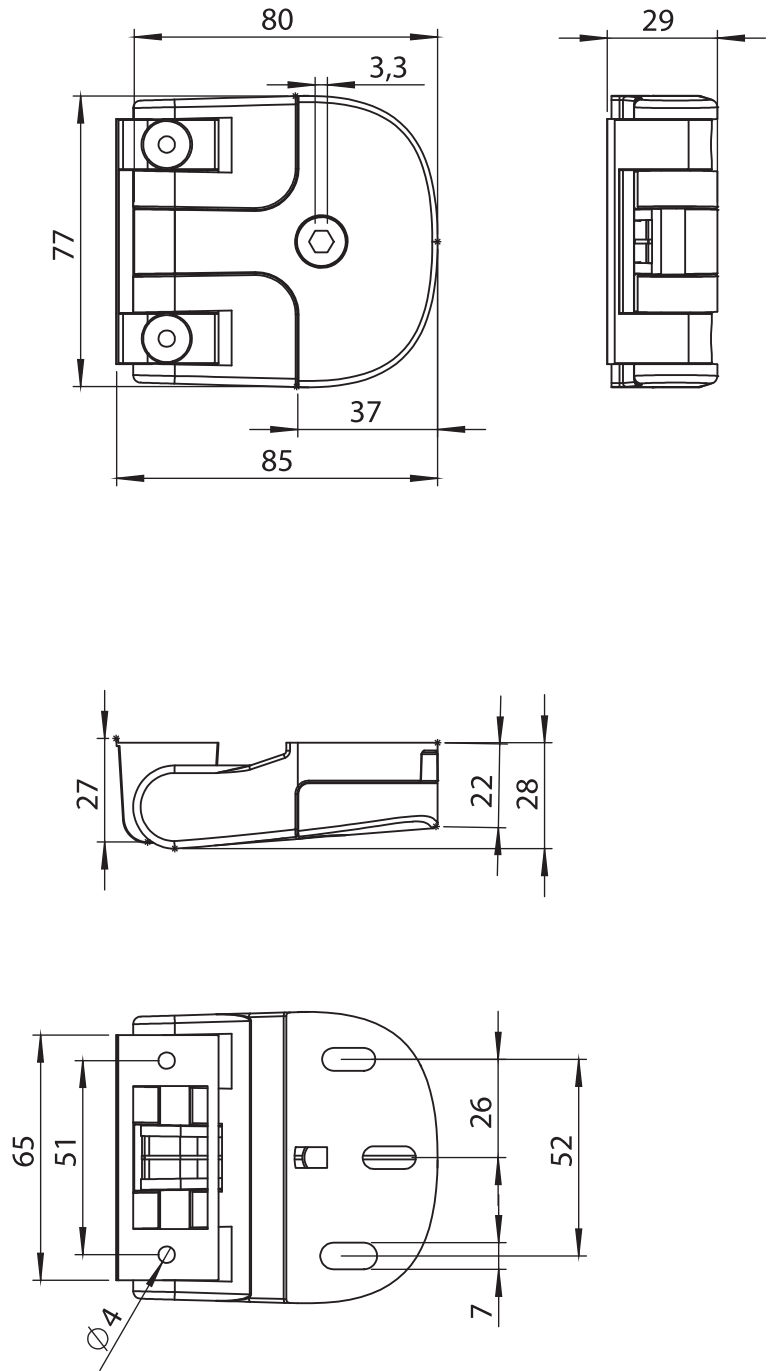
HVAC Lock and Accessories

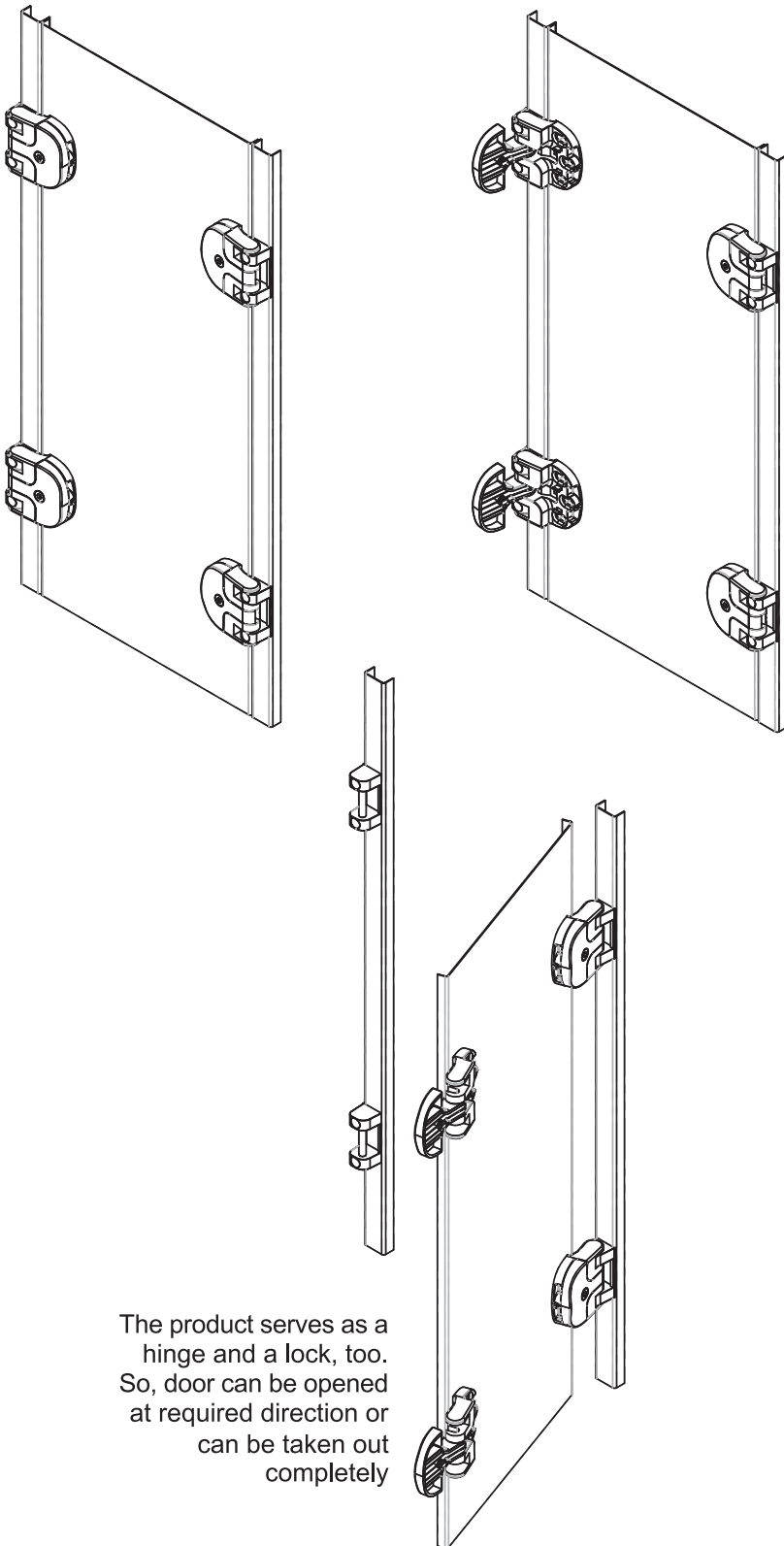
### Material

- Handle** : Polyamide (PA6 GFR30), black
- Bezel** : Polyamide (PA6 GFR30), black
- Blind cap** : Polyamide (PA6 GFR30), black
- Tube** : Polyamide (PA6 GFR30), black
- Cam** : Polyamide (PA6 GFR30), black
- Cover** : Polyamide (PA6 GFR30), black
- Schaft** : Zinc die



LH/RH





The product serves as a hinge and a lock, too. So, door can be opened at required direction or can be taken out completely

### 5710 - Lock & Hinge

|             |            |
|-------------|------------|
| Item Number | 5710 - 100 |
|-------------|------------|



### Material

**Housing** : Polyamide (PA6 GFR30), black  
**Catcher** : Polyamide (PA6 GFR30), black

Complete Plastic



LH/RH

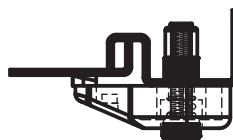
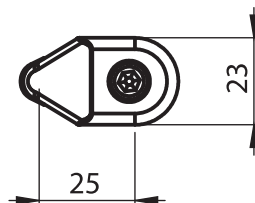
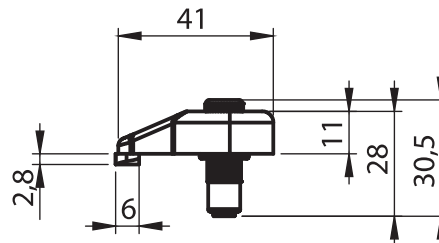
7002  
Bridge Clamp



HVAC Lock and Accessories

Material

Wing : Polyamide (PA6 GFR30), black  
Screw : Steel, zinc plated



7002 - Bridge Clamp

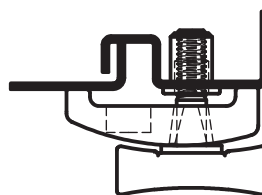
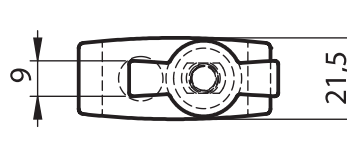
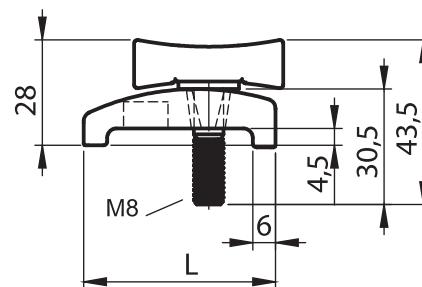
|             |            |
|-------------|------------|
| Item Number | 7002 - 005 |
|-------------|------------|

7002  
Bridge Clamp



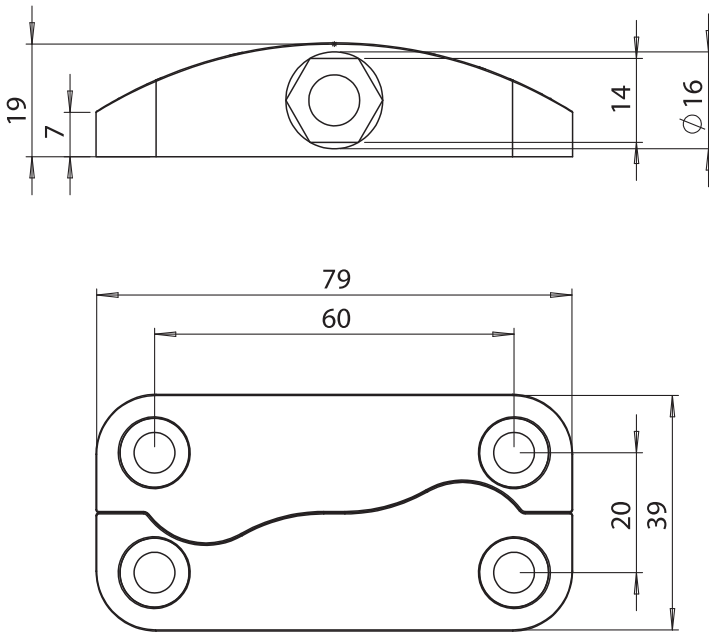
Material

Wing : Polyamide (PA6 GFR30), black  
Screw : Steel, zinc plated or  
Stainless Steel AISI 304



7002 - Bridge Clamp

|                       | L=46       | L=50,5     |
|-----------------------|------------|------------|
| Steel screw           | 7002 - 001 | 7002 - 002 |
| Stainless steel screw | 7002 - 101 | 7002 - 102 |



**5820 - Module Connection Part**

|             |            |
|-------------|------------|
| Item Number | 5820 - 200 |
|-------------|------------|

### 5820 Module Connection Part



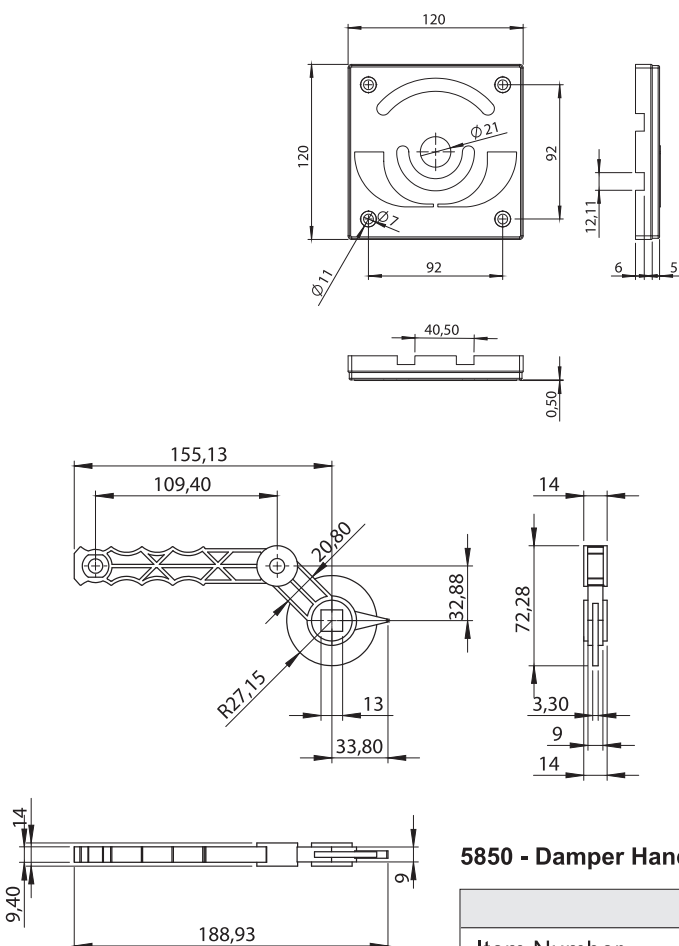
**Material**

**Housing** : Aluminium

HVAC Lock and Accessories



LH/RH



**5850 - Damper Handle**

|             |            |
|-------------|------------|
| Item Number | 5850 - 100 |
|-------------|------------|

### 5850 Damper Handle



**Material**

Polyamide (PA6 GFR30), black

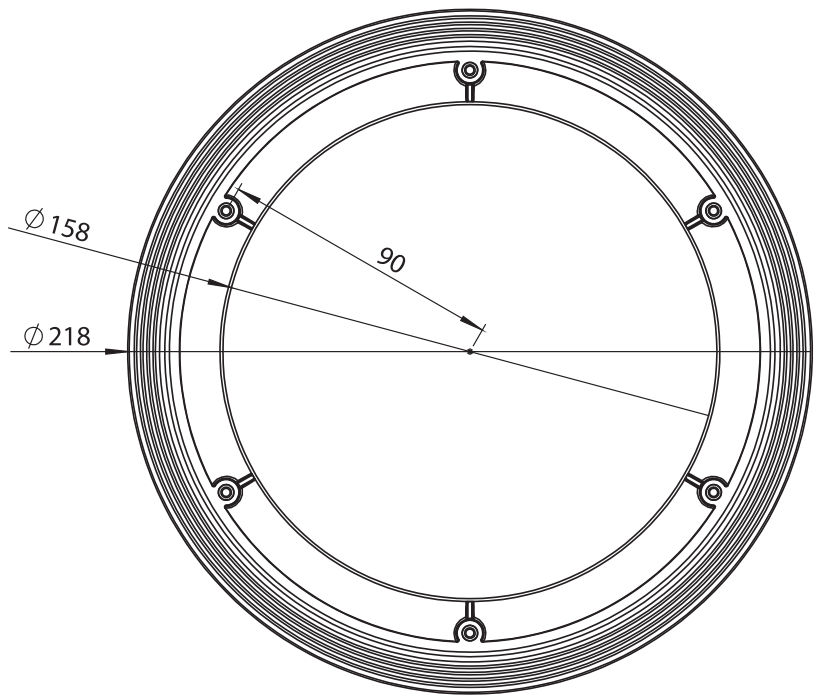
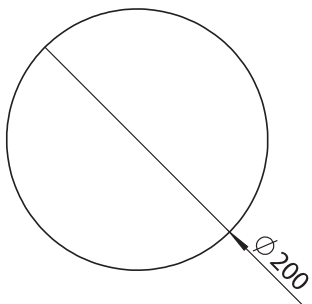


LH/RH



**Material**

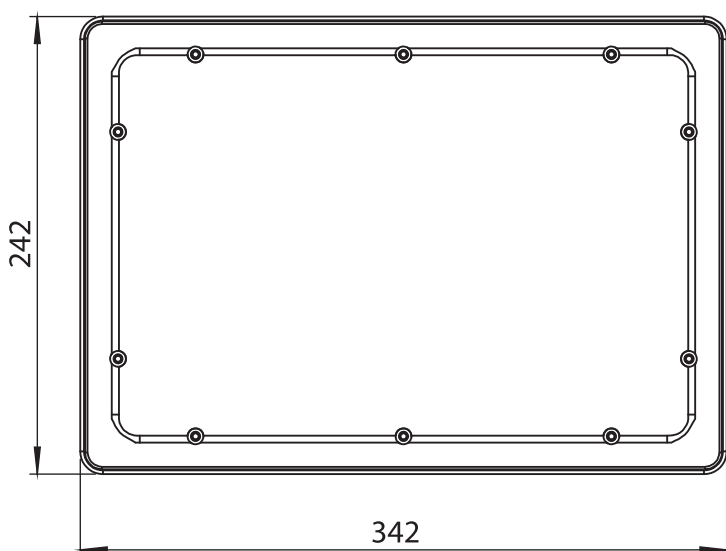
Polycarbonate (PC)

**Cut out****5540 - Viewing Window - Rounded**

| Door Thickness | Item Number |
|----------------|-------------|
| 30             | 5540 - 300  |
| 40             | 5540 - 400  |
| 50             | 5540 - 500  |
| 60             | 5540 - 600  |



LH/RH



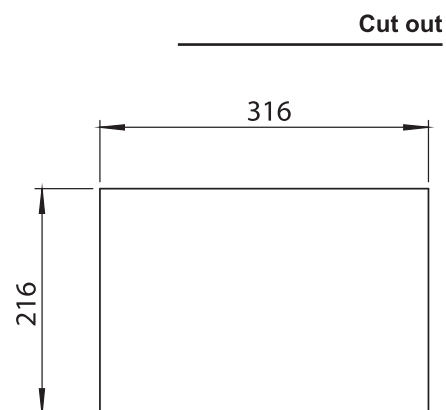
HVAC Lock and Accessories

**Material**

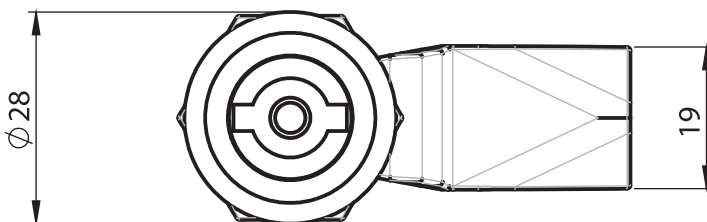
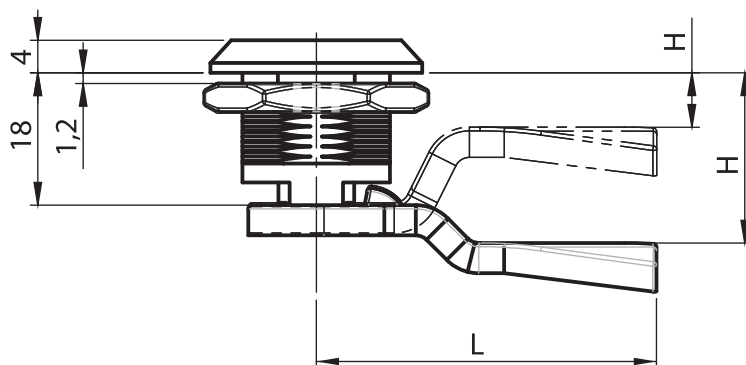
Polycarbonate (PC)

5550 - Viewing Window - Rectangular

| Door Thickness | Item Number |
|----------------|-------------|
| 30             | 5550 - 300  |
| 40             | 5550 - 400  |
| 50             | 5550 - 500  |
| 60             | 5550 - 600  |



HVAC Lock and Accessories



**Material**

**Housing** : Polyamide (PA6 GFR30), black or Zinc die, black coated or chrome plated

**Insert** : Polyamide (PA6 GFR30), black or Zinc die, black coated or chrome plated

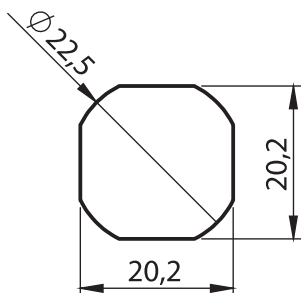
**Cam** : Polyamide (PA6 GFR30) or Steel, zinc plated

**Options**

**Cams** : Pages 84 - 85

**Keys** : Page 305

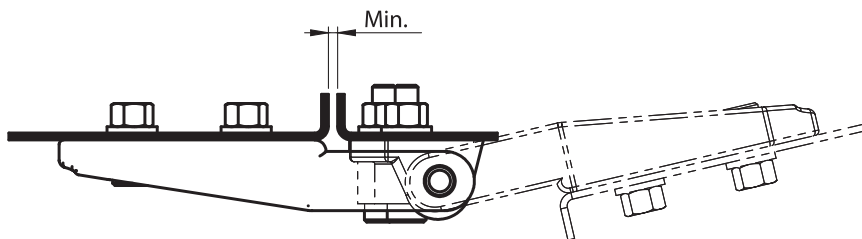
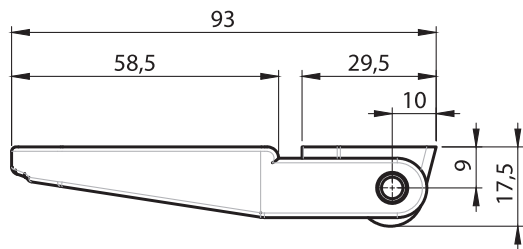
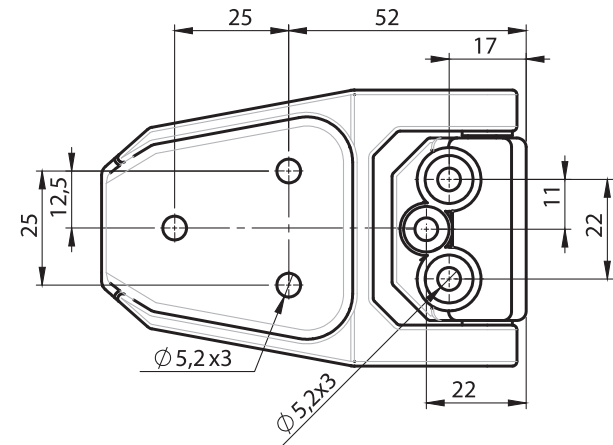
**Cut out**



**1800 - Quarter Turn GH=18**

|  |                       | PA               | Chrome Plated    | Black Coated     |
|--|-----------------------|------------------|------------------|------------------|
|  | Double bit 3 mm       | 1810 - 101 - xxx | 1820 - 201 - xxx | 1830 - 301 - xxx |
|  | Double bit 5 mm       | 1810 - 102 - xxx | 1820 - 202 - xxx | 1830 - 302 - xxx |
|  | Triangular 8 mm       | 1810 - 103 - xxx | 1820 - 203 - xxx | 1830 - 303 - xxx |
|  | Triangular 9 mm       | 1810 - 109 - xxx | 1820 - 209 - xxx | 1830 - 309 - xxx |
|  | Square 7 mm           | 1810 - 104 - xxx | 1820 - 204 - xxx | 1830 - 304 - xxx |
|  | Square 8 mm           | 1810 - 105 - xxx | 1820 - 205 - xxx | 1830 - 305 - xxx |
|  | Slotted               | 1810 - 108 - xxx | 1820 - 208 - xxx | 1830 - 308 - xxx |
|  | Eastern European Type | 1810 - 110 - xxx | 1820 - 210 - xxx | 1830 - 310 - xxx |

IP 65 LH/RH RoHS



HVAC Lock and Accessories

### Material

**Hinge Parts** : Polyamide (PA6 GFR30), black  
**Pin** : Steel, zinc plated

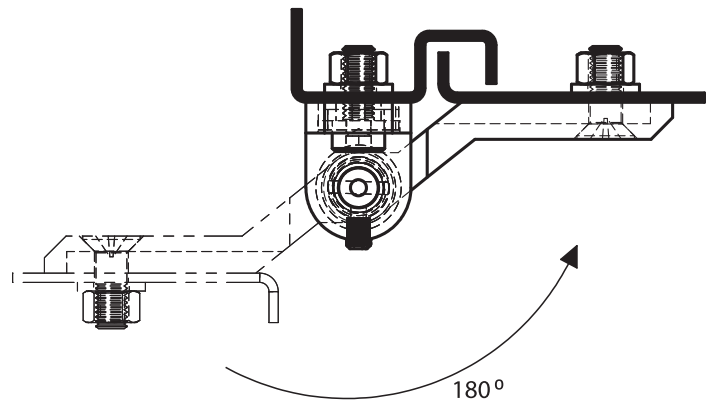
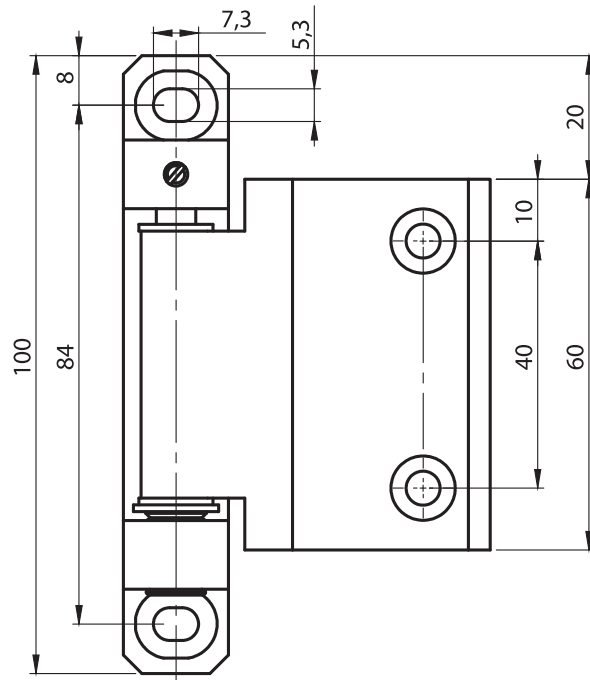
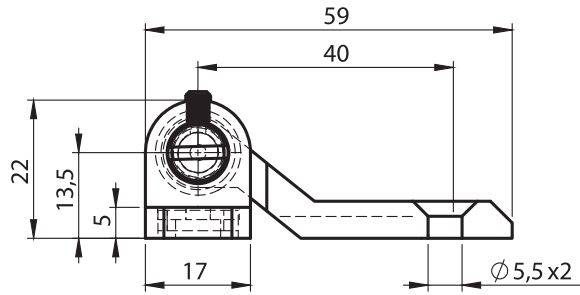
### 3010 - 180° Hinge

|             |            |
|-------------|------------|
| Item Number | 3010 - 100 |
|-------------|------------|

LH/RH



Complete Plastic



**Material**

**Housing** : Zinc die, chrome plated or black coated

**Pin** : Steel or Stainless Steel AISI 304

**Washers** : Polyamide (PA6 GFR30)

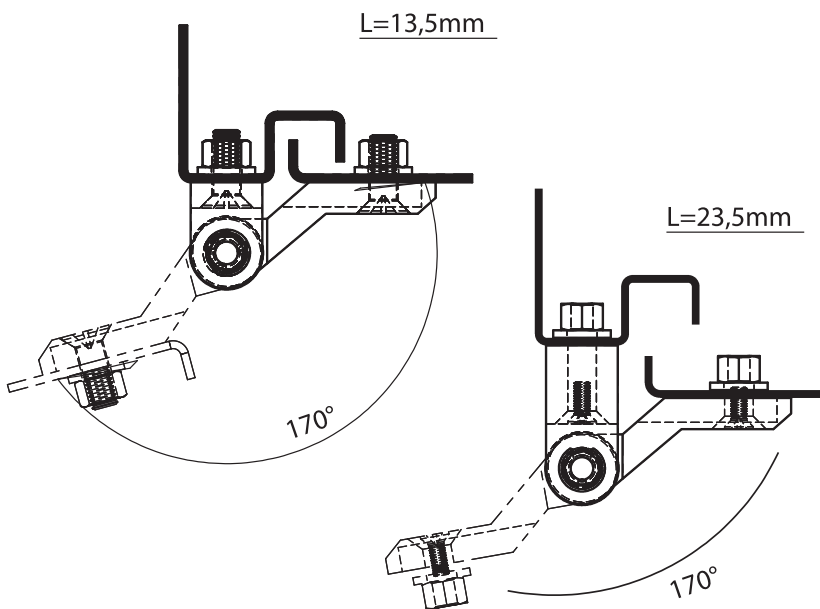
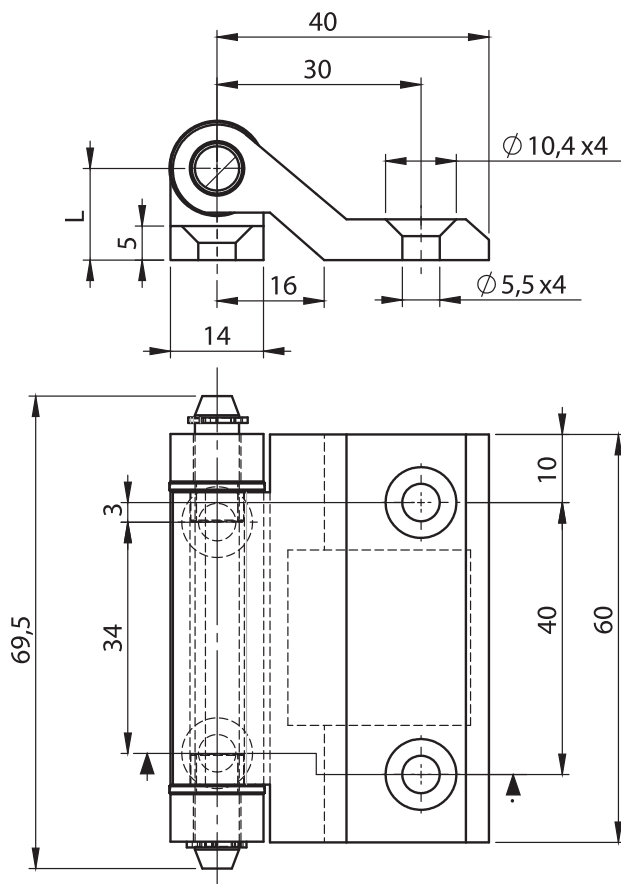
**3019 - 180° Hinge**

|             | Black coated | Chrome plated |
|-------------|--------------|---------------|
| Item Number | 3019 - 210   | 3019 - 220    |

LH/RH



Complete Metal



3020 - 170° Hinge

|           | Black coated | Chrome plated |
|-----------|--------------|---------------|
| L=13,5 mm | 3020 - 210   | 3020 - 220    |
| L=23,5 mm | 3036 - 210   | 3036 - 220    |



HVAC Lock and Accessories

### Material

**Housing** : Zinc die, chrome plated or black coated

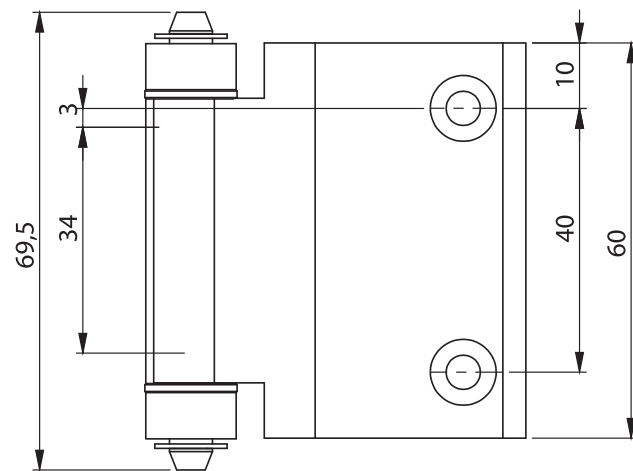
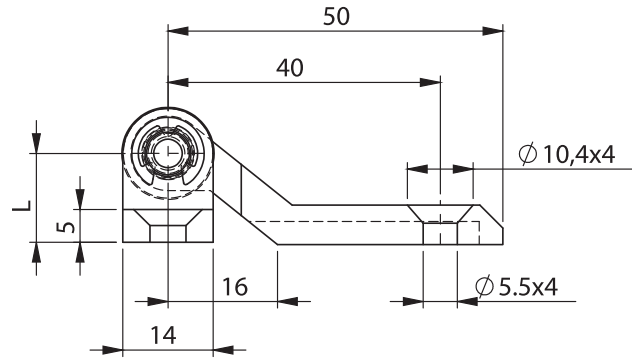
**Pin** : Steel or Stainless Steel AISI 304

**Washers** : Polyamide (PA6 GFR30)

LH/RH



Complete Metal

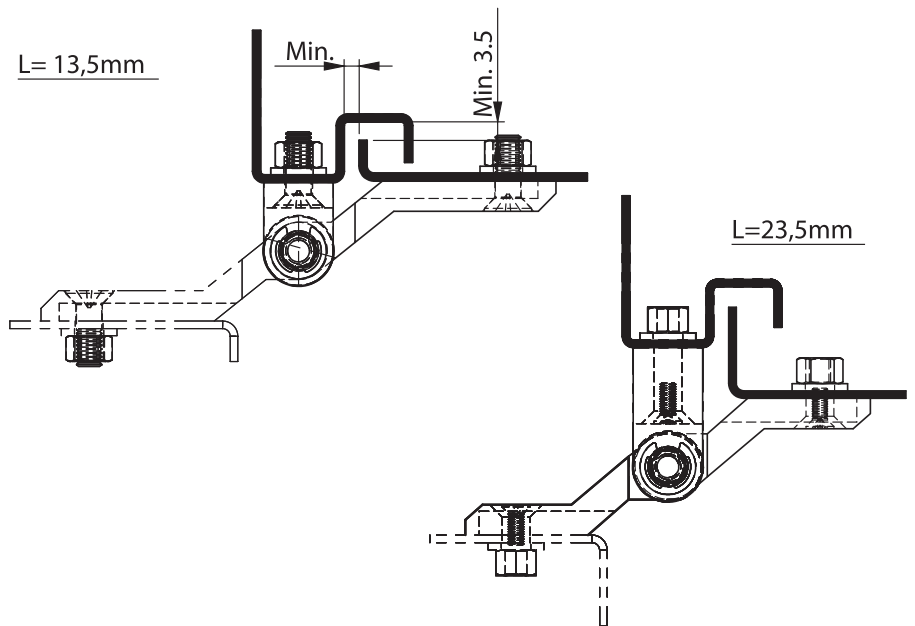


**Material**

**Housing** : Zinc die, chrome plated or black coated

**Pin** : Steel or Stainless Steel AISI 304

**Washers** : Polyamide (PA6 GFR30)



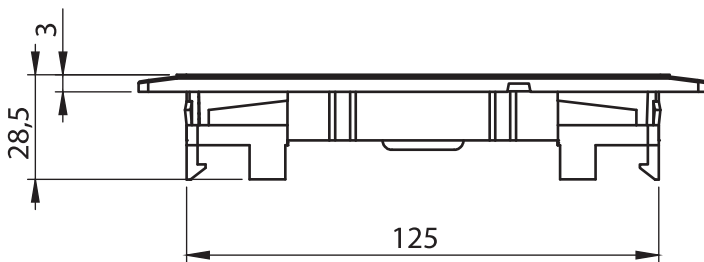
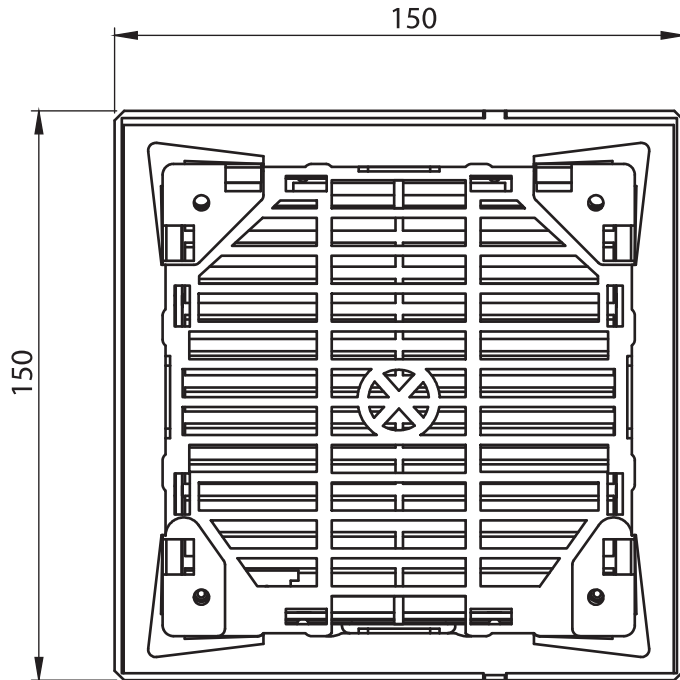
3021 - 180° Hinge

|           | Black coated | Chrome plated |
|-----------|--------------|---------------|
| L=13,5 mm | 3021 - 210   | 3021 - 220    |
| L=23,5 mm | 3030 - 210   | 3030 - 220    |

LH/RH



Complete Metal



7521 - Air Vent

|             |            |
|-------------|------------|
| Item Number | 7521 - 001 |
|-------------|------------|



HVAC Lock and Accessories

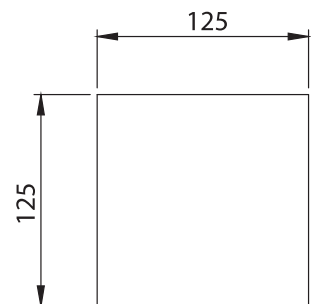
**Material**

ABS, Gray Ral 7035

**Options**

- Please contact Elkomsan for IP 54 requirement

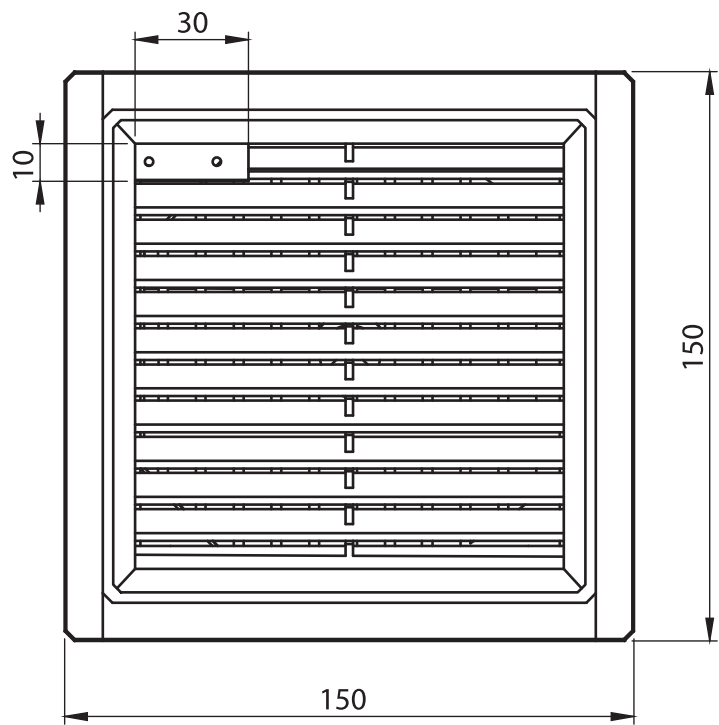
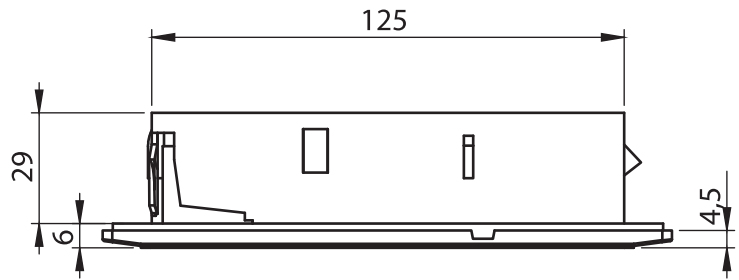
**Cut out**



|       |                |  |      |
|-------|----------------|--|------|
| IP 40 | Complete Metal |  | RoHS |
|-------|----------------|--|------|



HVAC Lock and Accessories



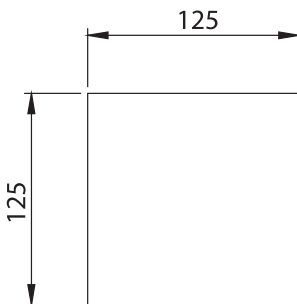
**Material**

ABS, Gray Ral 7035

**Options**

- Please contact Elkomsan for IP 54 requirement

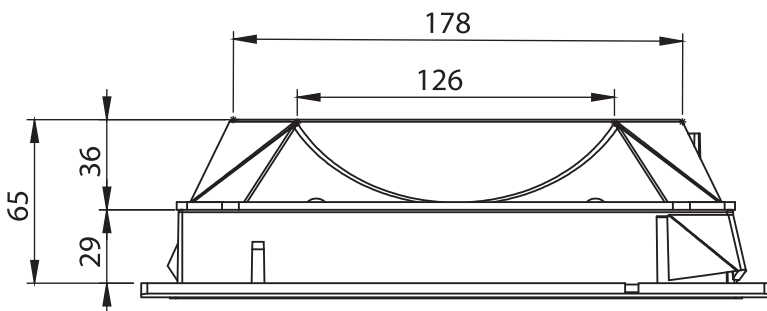
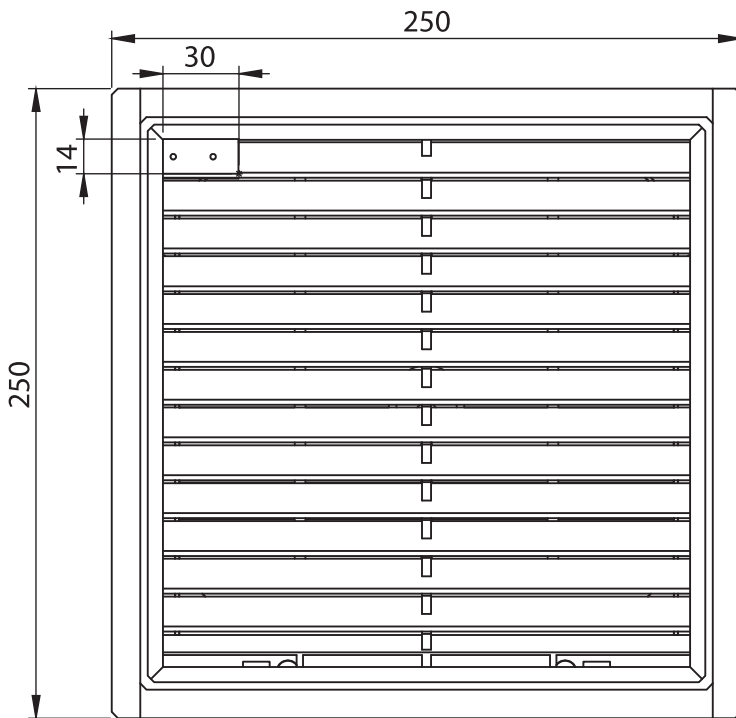
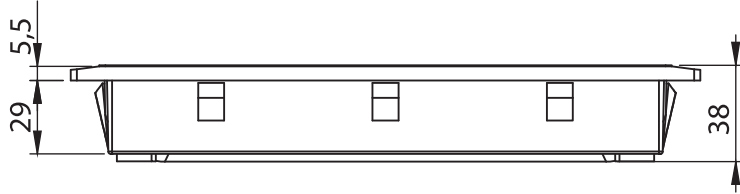
**Cut out**



**7522 - Air Vent**

|             |            |
|-------------|------------|
| Item Number | 7522 - 001 |
|-------------|------------|

|       |                  |  |      |
|-------|------------------|--|------|
| IP 40 | Complete Plastic |  | RoHS |
|-------|------------------|--|------|



7523 - Air Vent

|             | Air Vent   | Fan Parts  |
|-------------|------------|------------|
| Item Number | 7523 - 001 | 7523 - 101 |



HVAC Lock and Accessories

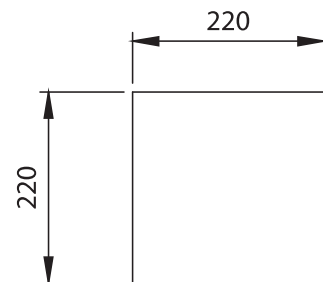
**Material**

ABS, Gray Ral 7035

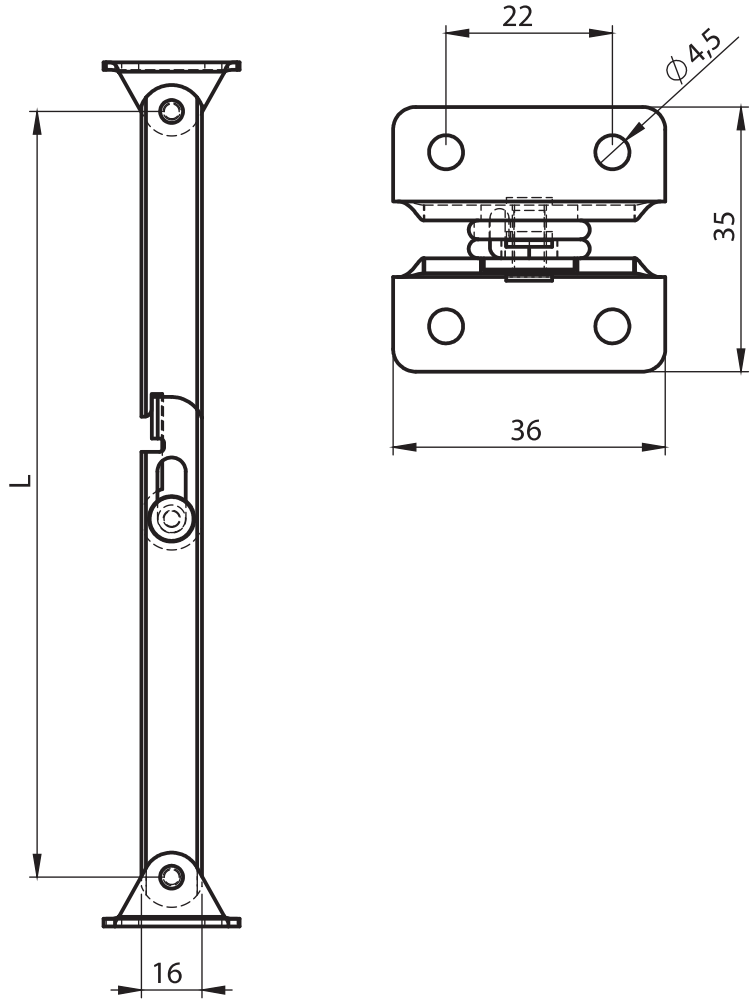
**Options**

- Please contact Elkomsan for IP 54 requirement

Cut out



|       |                  |  |      |
|-------|------------------|--|------|
| IP 40 | Complete Plastic |  | RoHS |
|-------|------------------|--|------|



**Material**

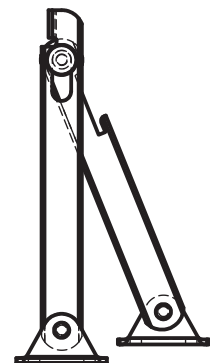
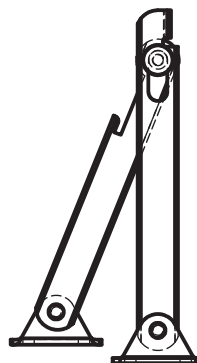
Steel, zinc plated

**Options**

- Stainless Steel version is available

LEFT

RIGHT

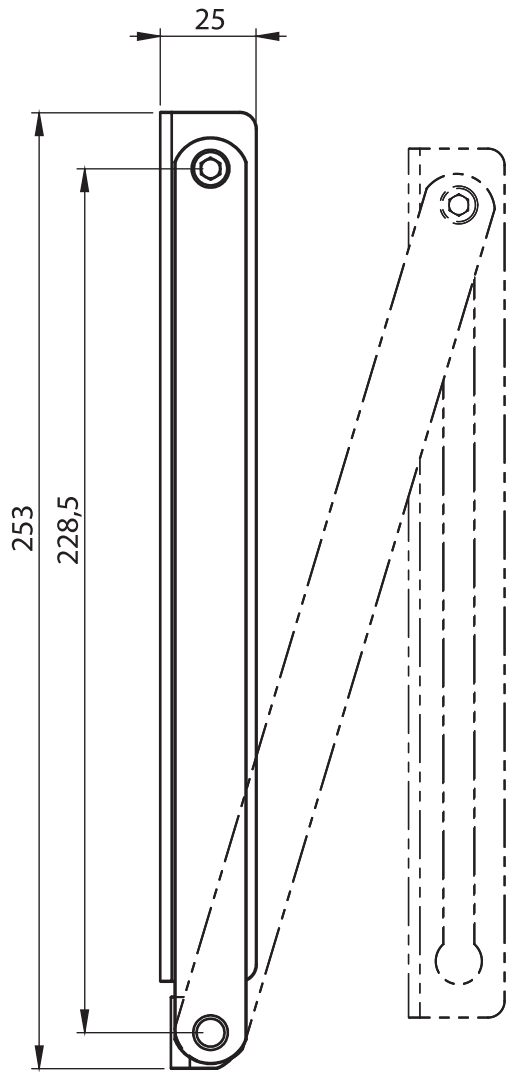


7531 - Cover Stay

| Item Number | L1  | Right-Left |
|-------------|-----|------------|
| 7531 - 331  | 292 | Right      |
| 7531 - 332  | 292 | Left       |
| 7534 - 331  | 202 | Right      |
| 7534 - 332  | 202 | Left       |
| 7532 - 331  | 135 | Right      |
| 7532 - 332  | 135 | Left       |

LH

RH



HVAC Lock and Accessories

**Material**

Steel, zinc plated

**Options**

- Stainless Steel version is available

7533 - Cover Stay

|             |          |
|-------------|----------|
| Item Number | 7533-330 |
|-------------|----------|

LH/RH

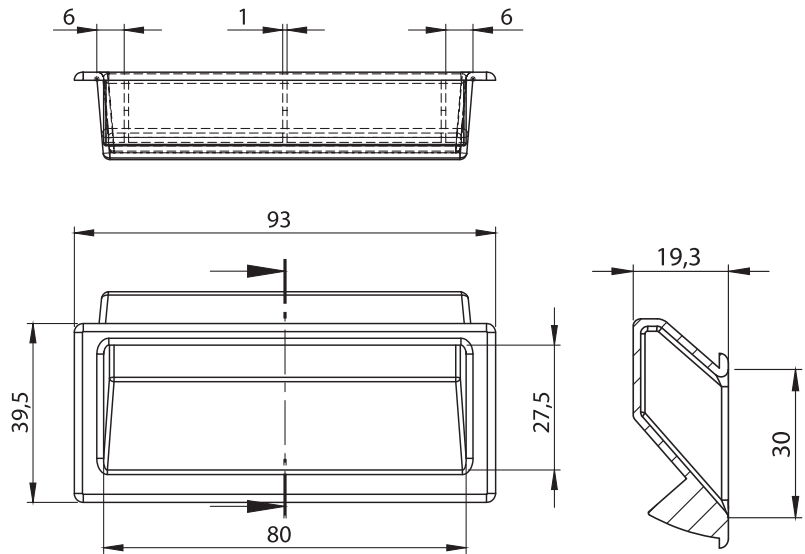
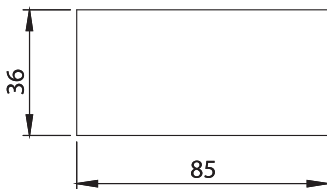
**7205**  
Clip-in Pull Handle



**Material**

Polyamide (PA6 GFR30), black  
Ts: 0,8 - 1,6 mm

**Cut out**



**7205 - Clip-in Pull Handle**

|             |            |
|-------------|------------|
| Item Number | 7205 - 001 |
|-------------|------------|

• Please contact Elkomsan for your other color requests

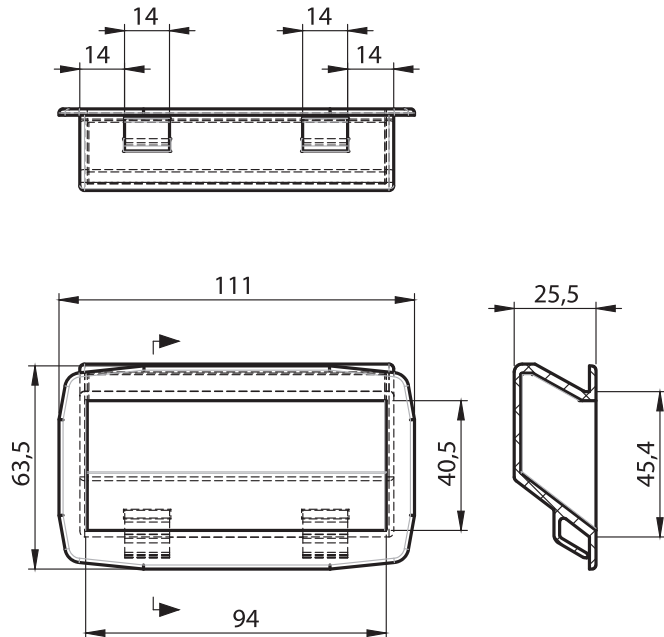

**7204**  
Clip-in Pull Handle



**Material**

Polyamide (PA6 GFR30), black

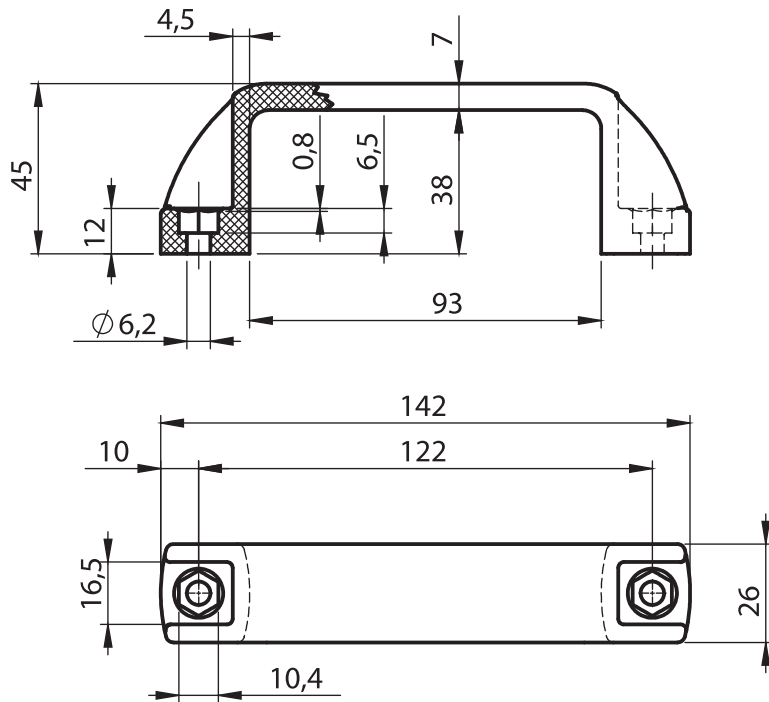
**Cut out**



**7204 - Clip-in Pull Handle**

|             |                  |                  |
|-------------|------------------|------------------|
|             | TS= 0,8 - 1,2 mm | TS= 1,2 - 1,6 mm |
| Item Number | 7204 - 001       | 7204 - 002       |

• Please contact Elkomsan for your other color requests



**4001 - Handle**

|             | Fixing on Top | Fixing on Bottom |
|-------------|---------------|------------------|
| Item Number | 4001 - 001    | 4001 - 101       |

• Please contact Elkomsan for your other color requests

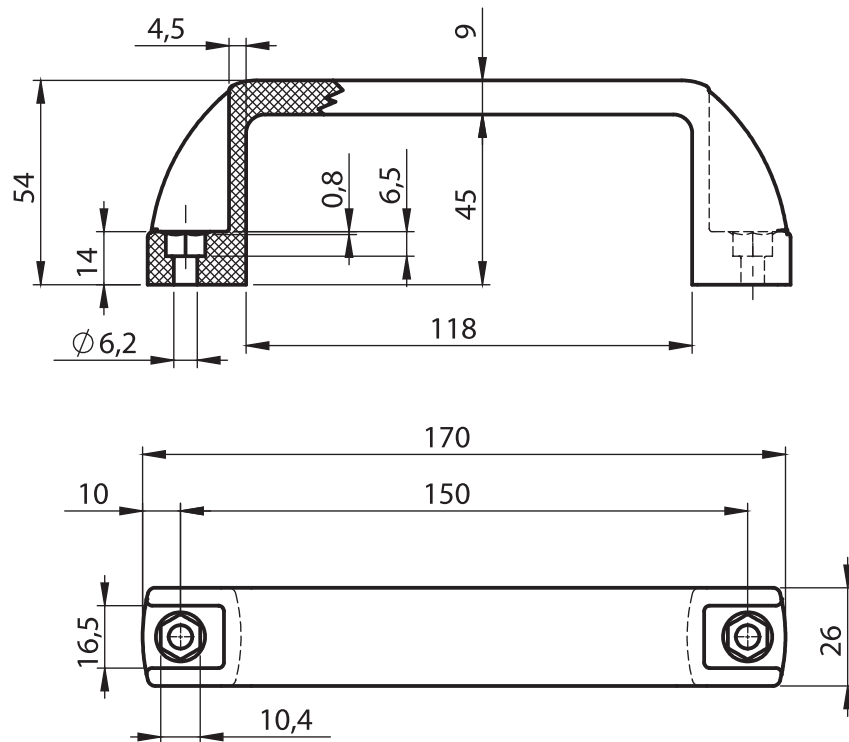
**4001 Handle**



HVAC Lock and Accessories

**Material**

Polyamide (PA6 GFR30), black



**4002 - Handle**

| Item Number | 4002 - 001 |
|-------------|------------|

• Please contact Elkomsan for your other color requests


**4002 Handle**



**Material**

Polyamide (PA6 GFR30), black

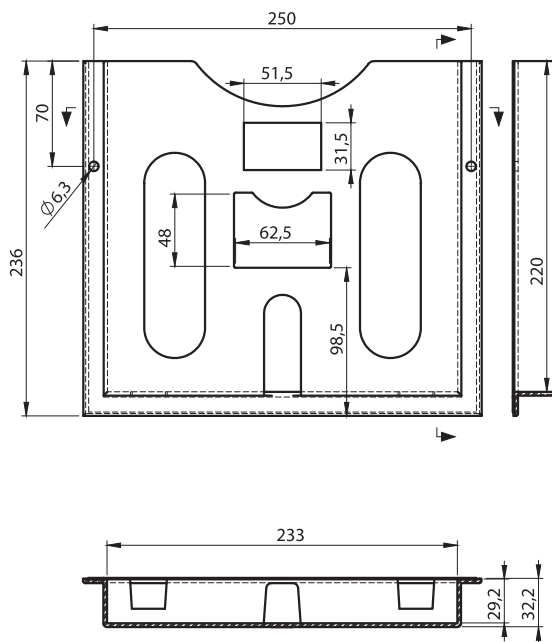
**7250  
Project Pocket A4**



HVAC Lock and Accessories

**Material**


Polystyrene (PS)



**7250 - Project Pocket A4**

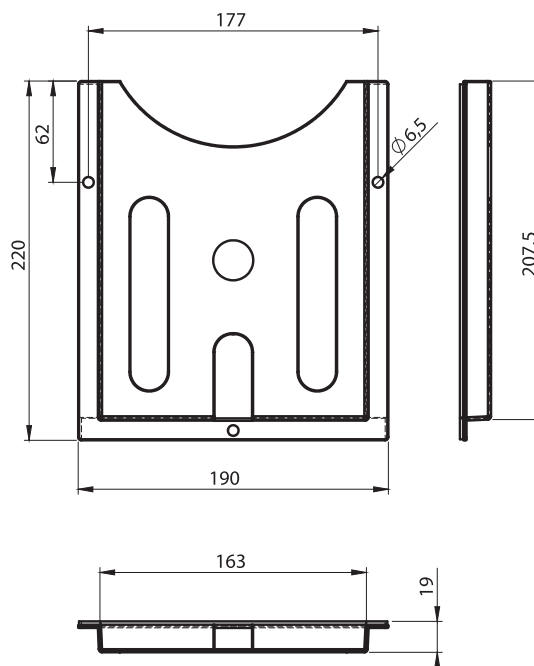
|                 | Black      | Gray, Ral 7035 |
|-----------------|------------|----------------|
| Self - adhesive | 7250 - 001 | 7250 - 002     |
| Non - adhesive  | 7250 - 101 | 7250 - 102     |

**7251  
Project Pocket A5**



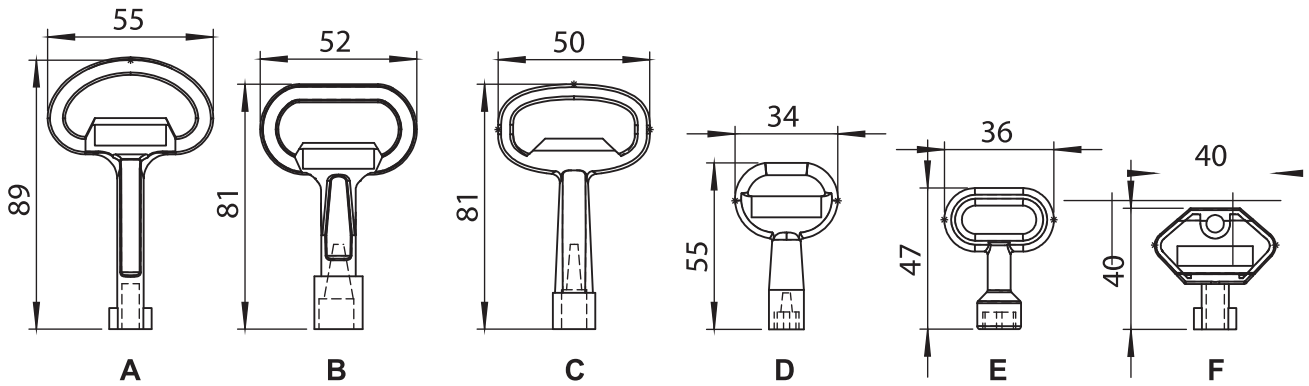
**Material**

Polystyrene (PS), Gray, Ral 7035



**7251 - Project Pocket A5**

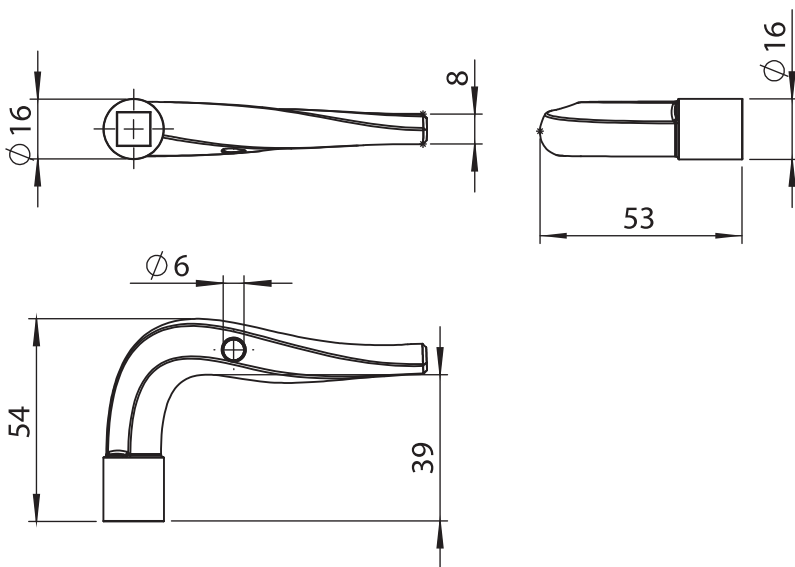
|             | Self - adhesive | Non - adhesive |
|-------------|-----------------|----------------|
| Item Number | 7251 - 001      | 7251 - 101     |



|          |                   | A                     | B                     | C                     | D                     | E                     | F          |
|----------|-------------------|-----------------------|-----------------------|-----------------------|-----------------------|-----------------------|------------|
| Material |                   | Zinc die black coated | Zinc die black coated | Zinc die black coated | Zinc die black coated | Zinc die black coated | PA, Black  |
| ◊        | Square 6 mm       | -                     | -                     | -                     | 1000 - 518            | -                     | -          |
| △        | Triangular 6,5 mm | -                     | -                     | -                     | 1000 - 517            | -                     | -          |
| ⊗        | Double bit 3 mm   | 1000 - 512            | -                     | -                     | -                     | 1000 - 711            |            |
| ⊗        | Double bit 5 mm   | 1000 - 511            | -                     | -                     | -                     | 1000 - 712            | 1000 - 502 |
| ⊙        | Eastern Europe    | -                     | 1000 - 516            | -                     | -                     | -                     | -          |
| △        | Triangular 7 mm   | -                     | -                     | 1000 - 519            | -                     | 1000 - 719            | 1000 - 509 |
| △        | Triangular 8 mm   | -                     | -                     | 1000 - 513            | -                     | 1000 - 713            | 1000 - 503 |
| △        | Triangular 9 mm   | -                     | -                     | 1000 - 521            | -                     | 1000 - 721            | -          |
| ◊        | Square 7 mm       | -                     | -                     | 1000 - 520            | -                     | 1000 - 720            | -          |
| ◊        | Square 8 mm       | -                     | -                     | 1000 - 514            | -                     | 1000 - 714            | 1000 - 504 |

Please contact Elkomsan for the chrome plated keys

HVAC Lock and Accessories



**Material**

Zinc die, black coated

**1000 - Keys**

|             |          |
|-------------|----------|
| Item Number | 1000-540 |
|-------------|----------|



# 13 - Accessories



Page 308



Page 309



Page 310



Page 311



Page 312



Page 313



Page 314



Page 315



Page 316



Page 316



Page 317



Page 317



Page 318



Page 319



Page 320



Page 321



Page 321



Page 321



Page 322



Page 323



Page 324



Page 324



Page 325



Page 325



Page 326



Page 326



Page 327



Page 327



Page 327



Page 327

Corner Part



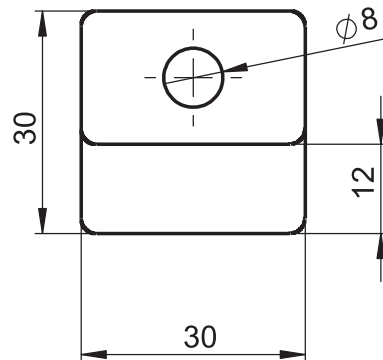
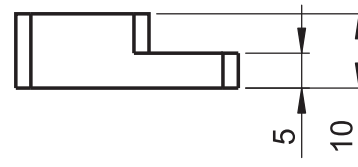
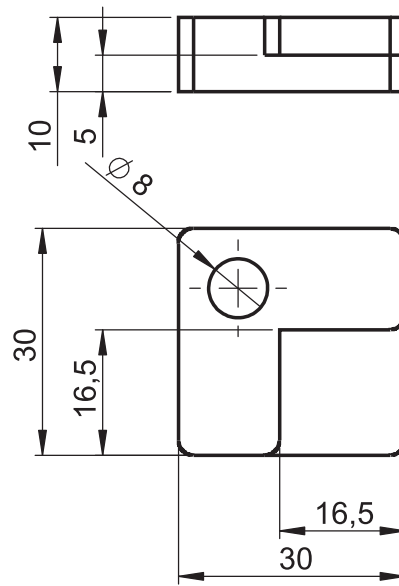
Side Part



Accessories

Material

Polyamide (PA6 GFR30), black

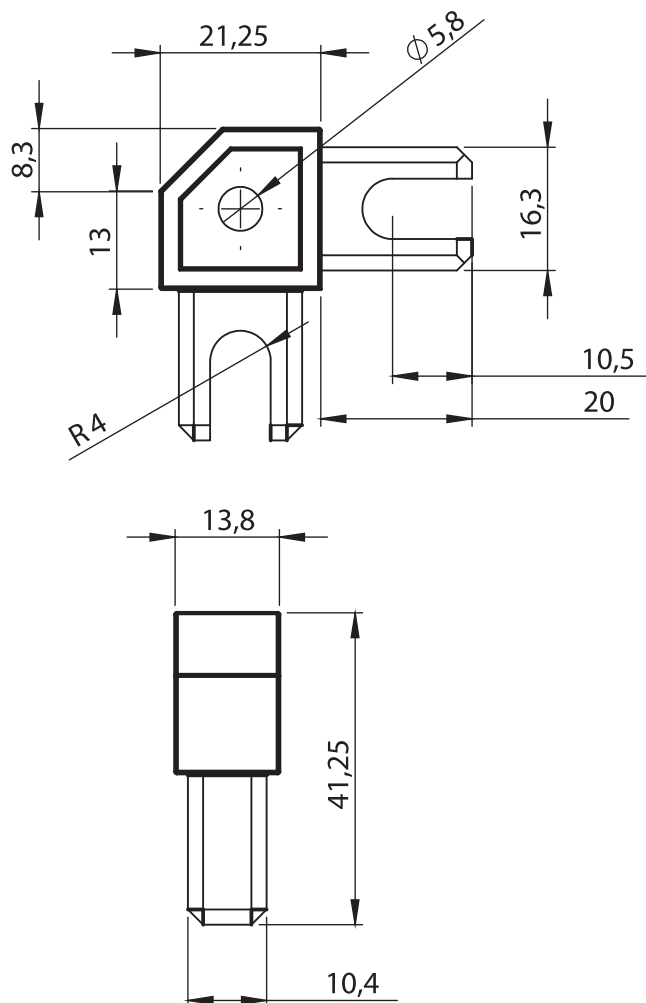


7540 - Glass Holder

|             | Corner Part | Side Part  |
|-------------|-------------|------------|
| Item Number | 7540 - 001  | 7540 - 002 |

Complete Plastic

RoHS



Accessories

### Material

Polyamide (PA6 GFR30), black

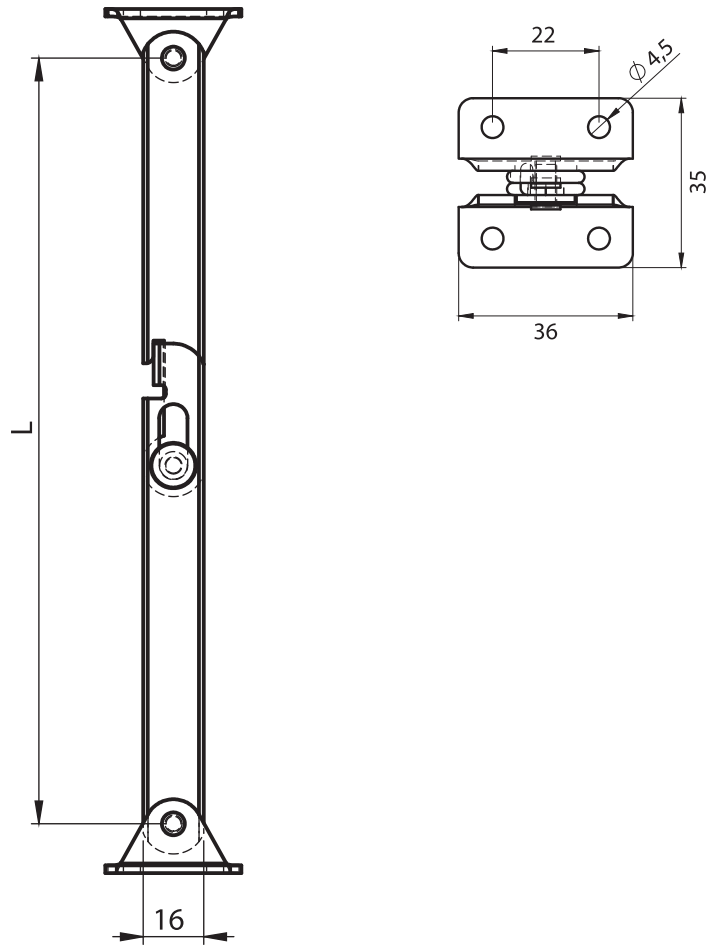
### 7401 - Corner Part

|             |            |
|-------------|------------|
| Item Number | 7401 - 001 |
|-------------|------------|

Complete Plastic

RoHS

Accessories



**Material**


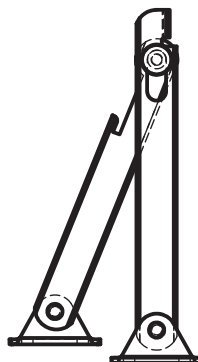
Steel, zinc plated

**Options**

- Stainless Steel version is available

LEFT

RIGHT

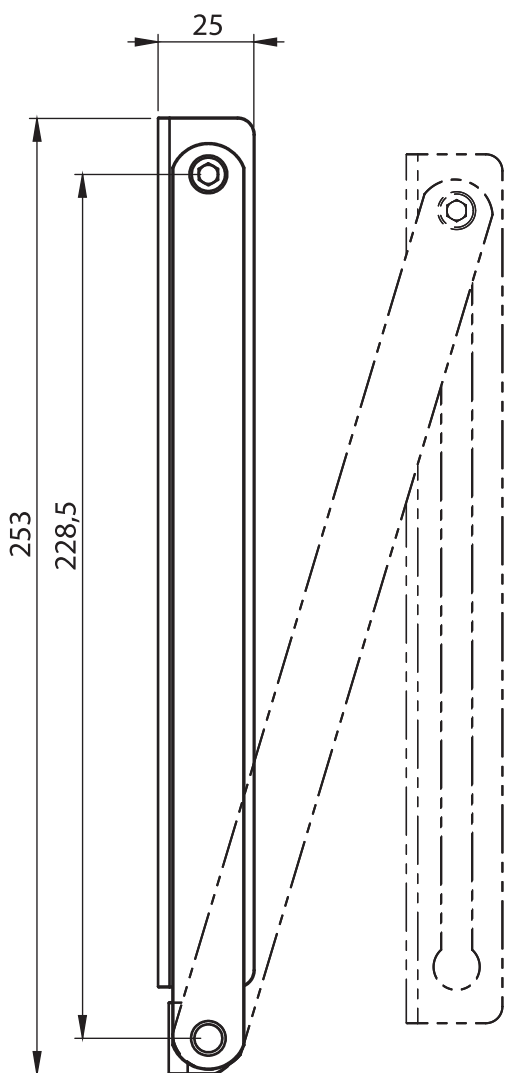


7531 - Cover Stray

| Item Number | L   | Right-Left |
|-------------|-----|------------|
| 7531 - 331  | 292 | Right      |
| 7531 - 332  | 292 | Left       |
| 7534 - 331  | 202 | Right      |
| 7534 - 332  | 202 | Left       |
| 7532 - 331  | 135 | Right      |
| 7532 - 332  | 135 | Left       |

LH

RH



Accessories

**Material**

Steel, zinc plated

**Options**

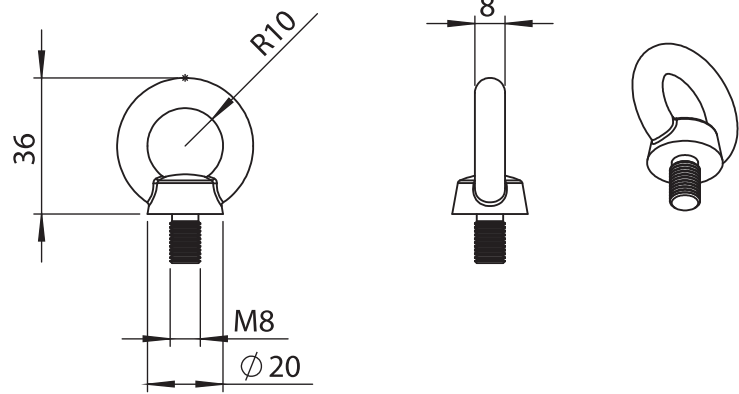
- Stainless Steel version is available

**7533 - Cover Stray**

|             |          |
|-------------|----------|
| Item Number | 7533-330 |
|-------------|----------|

LH/RH

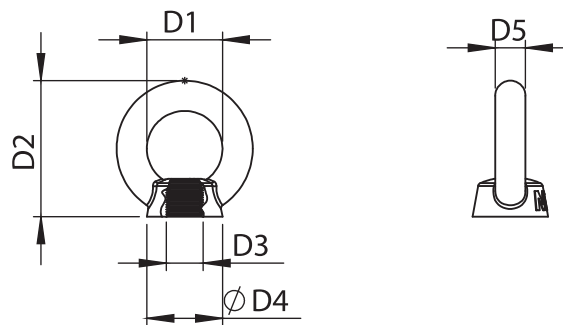
4901 Eyebolt



4901 - Eyebolt

| Item Number | D3  | Safety Loading (kg) | D2 | D1 | D4 | L    |
|-------------|-----|---------------------|----|----|----|------|
| 4901 - 008  | M8  | 140                 | 20 | 36 | 20 | 49.0 |
| 4901 - 010  | M10 | 230                 | 25 | 45 | 25 | 63.0 |
| 4901 - 012  | M12 | 340                 | 30 | 54 | 30 | 73.5 |
| 4901 - 014  | M14 | 490                 | 35 | 63 | 35 | 87.0 |
| 4901 - 016  | M16 | 700                 | 35 | 63 | 35 | 89.0 |

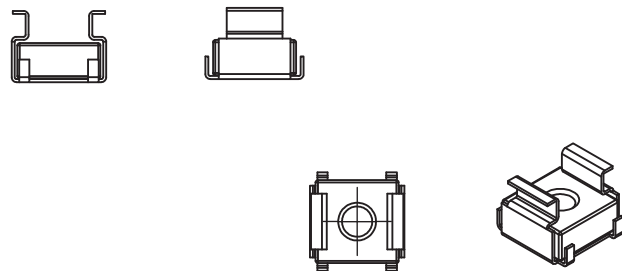
4902 Eyebolt



4902 - Eyebolt

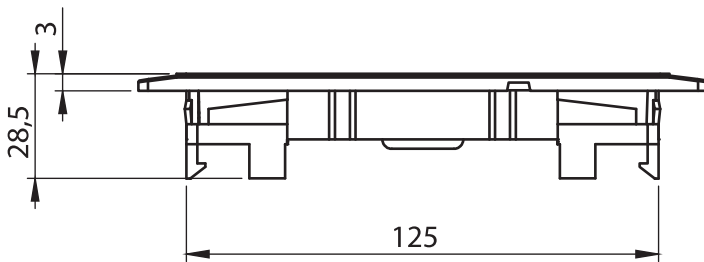
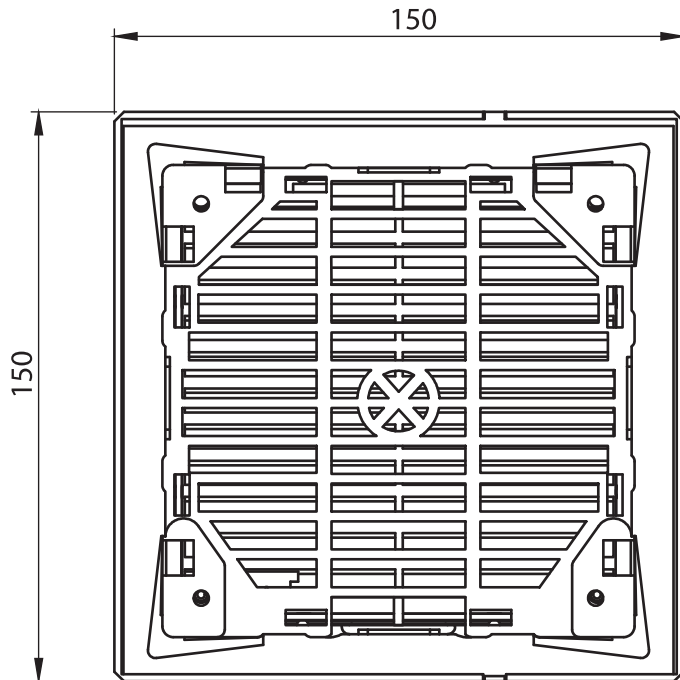
| Item Number | D3  | Safety Loading (kg) | Capacity (kg) | D1 | D4 | D2 | D5 |
|-------------|-----|---------------------|---------------|----|----|----|----|
| 4902 - 008  | M8  | 140                 | 0.06          | 20 | 20 | 36 | 8  |
| 4902 - 010  | M10 | 230                 | 0.09          | 25 | 25 | 45 | 10 |
| 4902 - 012  | M12 | 340                 | 0.16          | 30 | 30 | 53 | 12 |

4902 Cage Nut



4901 - Cage Nut

| Item Number | Screw | Nut           | Plate thickness | X  | Y  | Cut Out |
|-------------|-------|---------------|-----------------|----|----|---------|
| 4905 - 008  | M8    | 11 x 11 x 4.5 | 1.7 - 2.5       | 36 | 20 | 49.0    |
| 4905 - 010  | M10   | 11 x 11 x 4.5 | 2.5             | 45 | 25 | 63.0    |
| 4905 - 012  | M12   | 14 x 14 x 5.5 | 3.3 - 4.1       | 54 | 30 | 73.5    |



7521 - Air Vent

|             |            |
|-------------|------------|
| Item Number | 7521 - 001 |
|-------------|------------|



Accessories

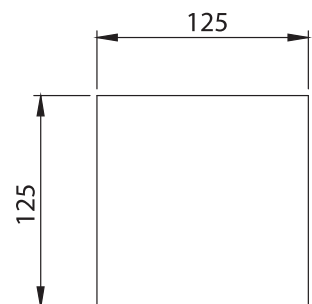
**Material**

ABS, Gray Ral 7035

**Options**

- Please contact Elkomsan for IP 54 requirement

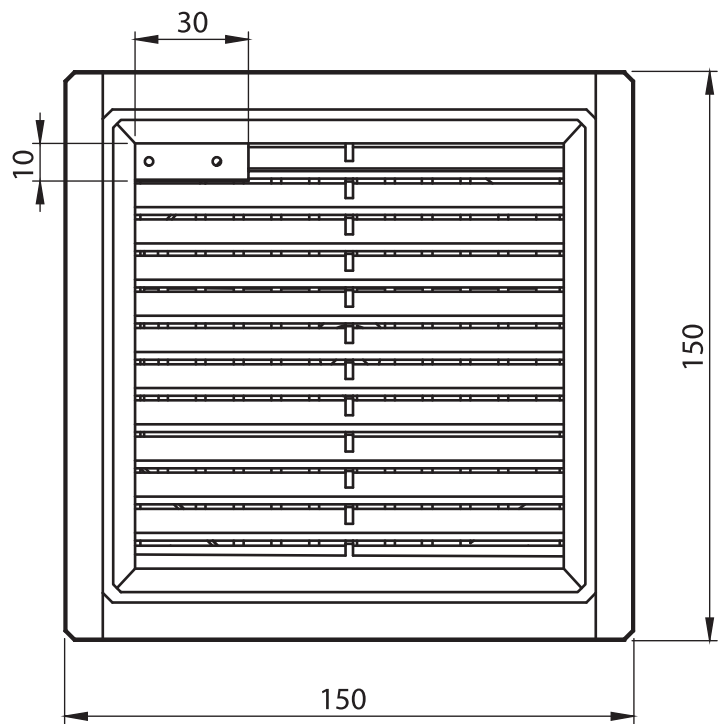
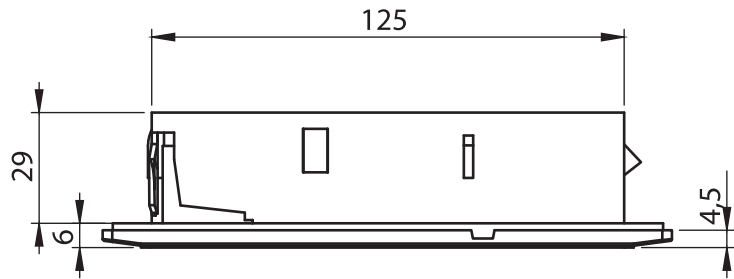
**Cut out**



|       |                  |  |      |
|-------|------------------|--|------|
| IP 40 | Complete Plastic |  | RoHS |
|-------|------------------|--|------|



Accessories



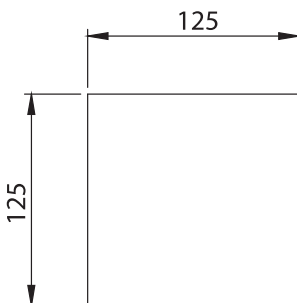
**Material**

ABS, Gray Ral 7035

**Options**


Please contact ELKOMSAN for IP54 requirement

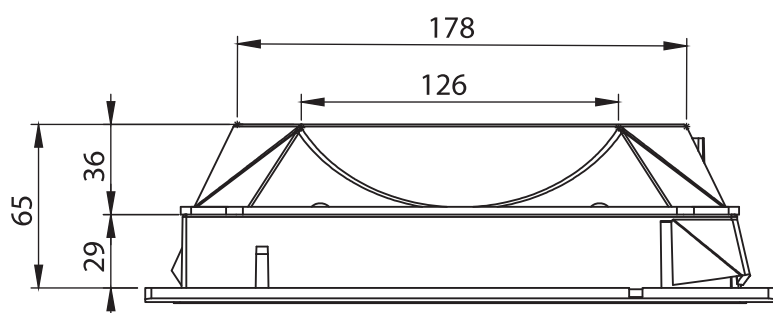
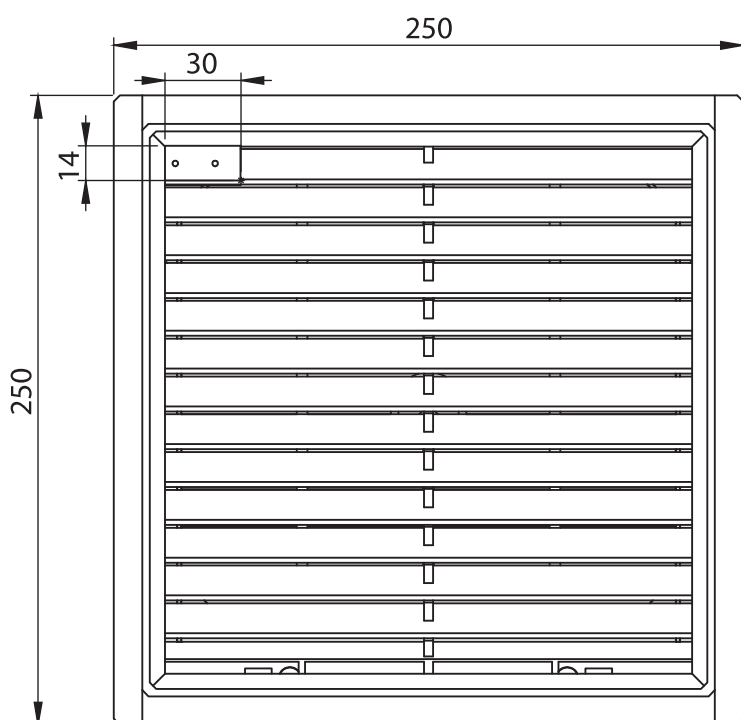
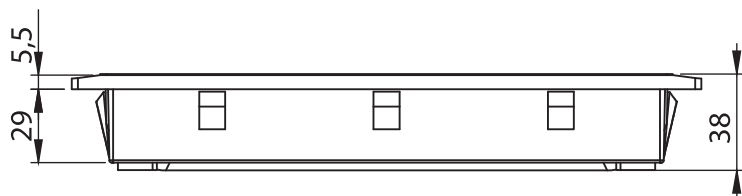
**Cut Out**



**7522 -Air Vent**

|             |            |
|-------------|------------|
| Item Number | 7522 - 001 |
|-------------|------------|

IP 40 Complete Plastic  RoHS



### 7523 - Air Vent

|             | Air Vent   | Fan Parts  |
|-------------|------------|------------|
| Item Number | 7523 - 001 | 7523 - 101 |



Accessories

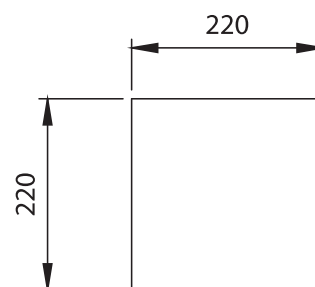
### Material

ABS, Gray Ral 7035

### Options

Please contact ELKOMSAN for IP54 requirement

Cut Out



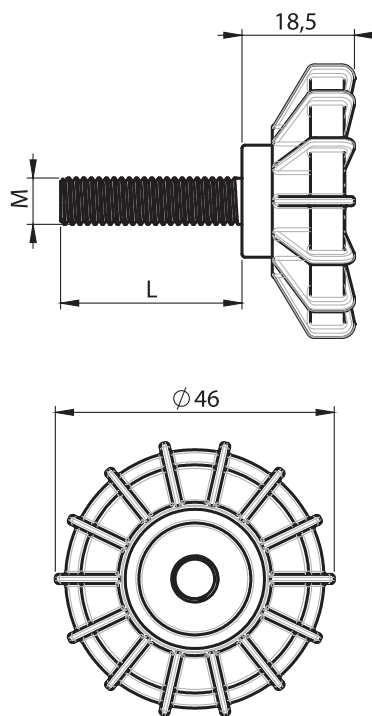
IP 40

Complete Plastic



RoHS

**7101  
Machine Feet**



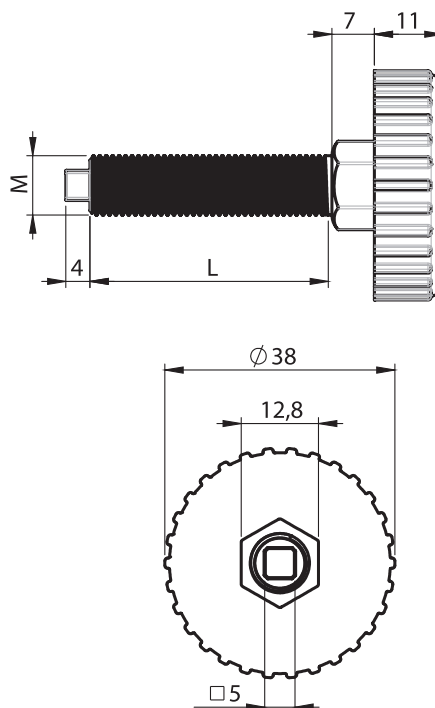
**Material**

Polypropylene, PP  
Screw: Steel, zinc plated

**7101 - Machine Feet**

|                   | M8, L=25   | M8, L=30   | M10,L=25   |
|-------------------|------------|------------|------------|
| Standard Screw    | 7101 - 011 | 7101 - 012 | 7101 - 021 |
| Socket Head Screw | 7101 - 001 | 7101 - 002 | 7101 - 003 |

**7102  
Machine Feet**

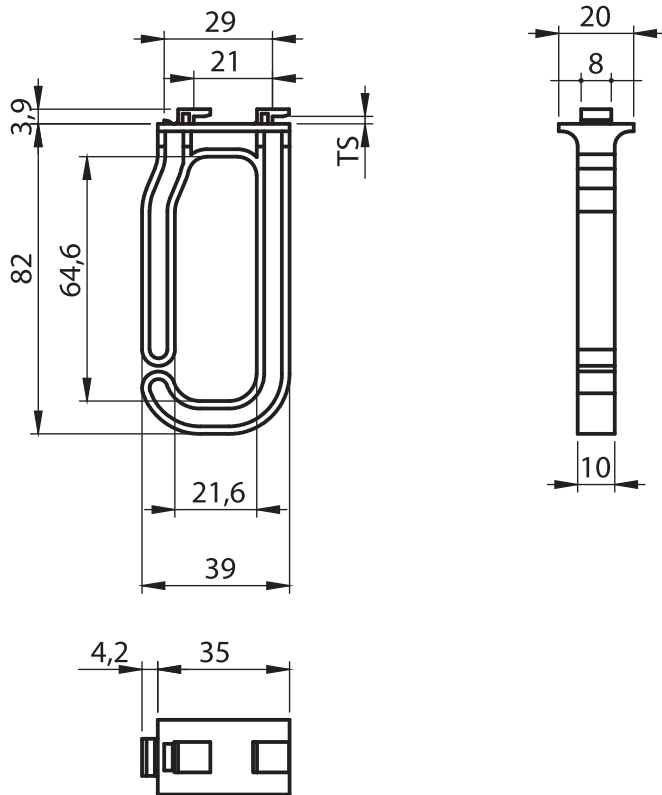


**Material**

Polypropylene, PP  
Screw: Steel, zinc plated

**7102 - Machine Feet**

|                   | M8, L=25   | M8, L=30   | M10,L=25   |
|-------------------|------------|------------|------------|
| Standard Screw    | 7102 - 001 | 7102 - 002 | 7102 - 003 |
| Socket Head Screw | 7102 - 011 | 7102 - 013 | 7102 - 012 |



7301 - Clip-in Type Cable Organiser

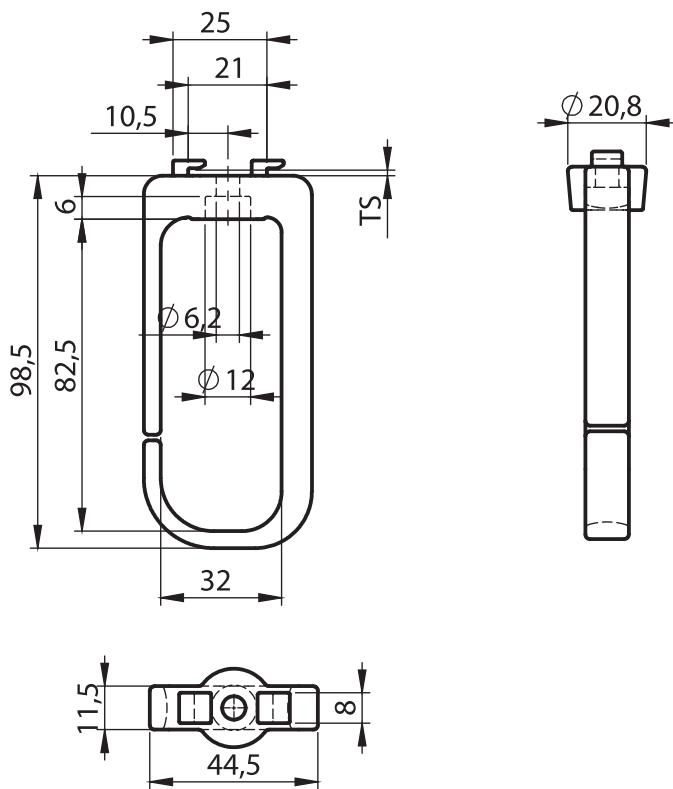
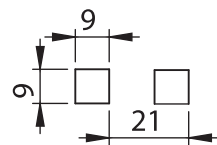
|             | TS= 1,5 mm | TS= 2 mm   |
|-------------|------------|------------|
| Item Number | 7301 - 002 | 7301 - 001 |

### 7301 Clip-in Type Cable Organiser



**Material** : Polyamide (PA), black

Cut Out



7302 - Clip-in and Screwed Type Cable Organiser

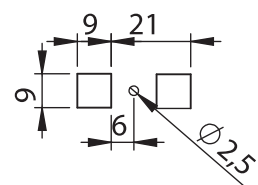
|             | TS=1,5 mm  | TS=2 mm    |
|-------------|------------|------------|
| Item Number | 7302 - 002 | 7302 - 001 |

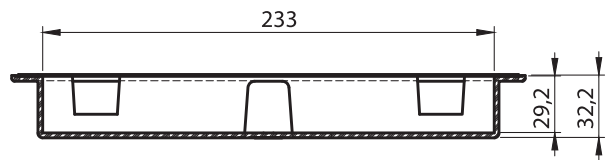
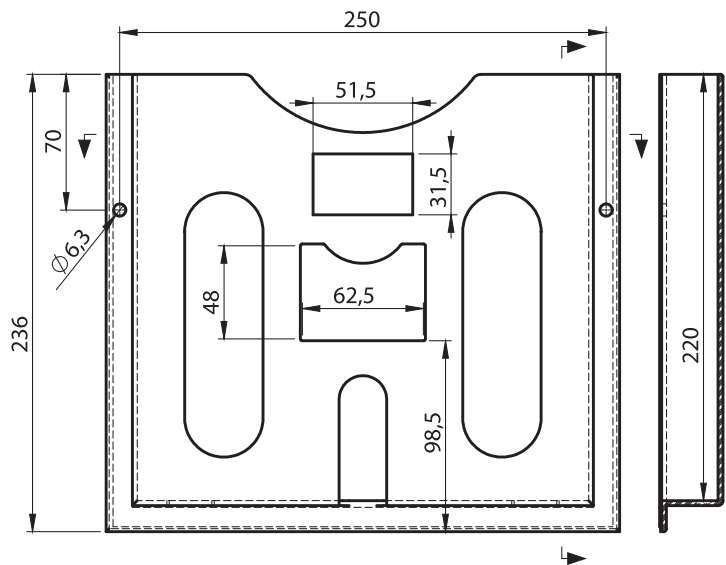

### 7302 Clip in and screwed type cable organiser



**Material** : Polyamide (PA), black

Cut Out





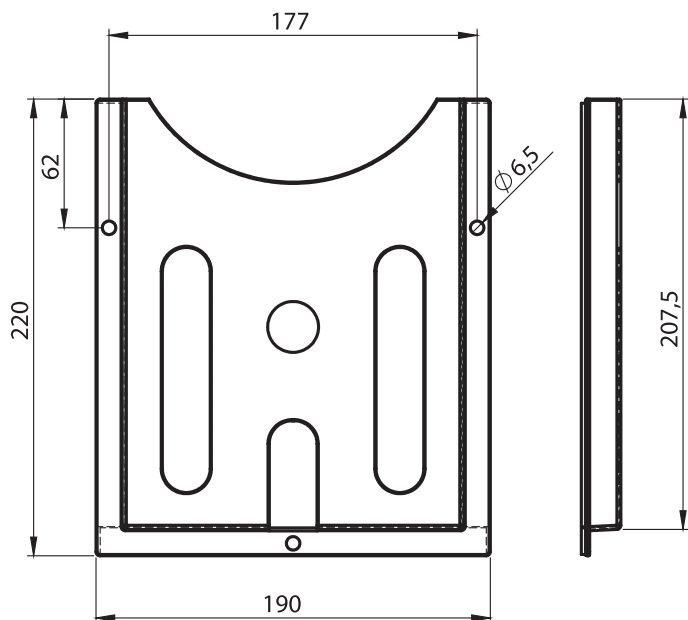
**Material**

Polystyrene (PS)

- Please contact with ELKOMSAN for special color requests

**7250 - Project Pocket A4**

|               | <b>Black</b> | <b>Gray, Ral 7035</b> |
|---------------|--------------|-----------------------|
| Self-adhesive | 7250 - 001   | 7250 - 002            |
| Non adhesive  | 7250 - 101   | 7250 - 102            |



Accessories

**Material**

Polystyrene (PS)

- Please contact with ELKOMSAN for special color requests

**7251 - Project Pocket A5**

| Gray, Ral 7035 |            |
|----------------|------------|
| Self-adhesive  | 7251 - 002 |
| Non adhesive   | 7251 - 102 |

**2500  
Cable Glands**



Accessories

**Material**

Housing, Cover, Nut : Polyamide (PA6, GFR30)

Seal : PVC

**2500 - Cable Glands**

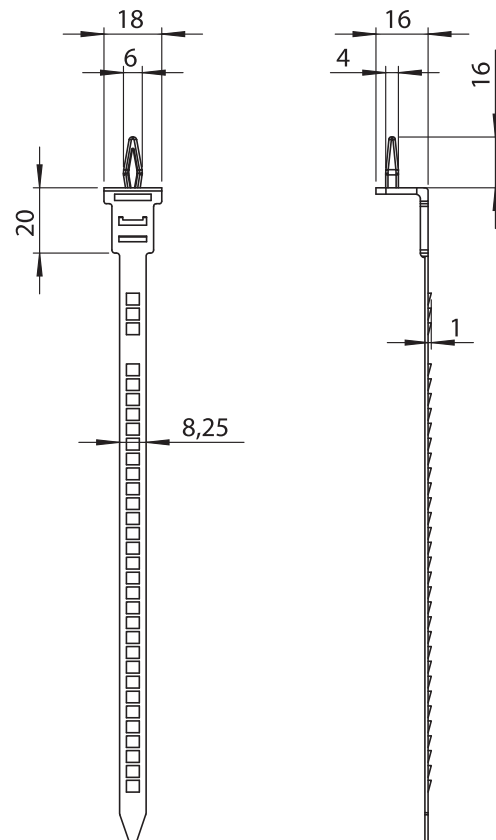
|         | Cable Gland Set | Blank Plug |
|---------|-----------------|------------|
| PG 7    | 2500 - 001      | 2501 - 001 |
| PG 9    | 2500 - 002      | 2501 - 002 |
| PG 11   | 2500 - 003      | 2501 - 003 |
| PG 13,5 | 2500 - 004      | 2501 - 004 |
| PG 16   | 2500 - 005      | 2501 - 005 |
| PG 21   | 2500 - 006      | 2501 - 006 |
| PG 29   | 2500 - 007      | 2501 - 007 |
| PG 36   | 2500 - 008      | 2501 - 008 |

**7311  
Cable Tie**




**Material**

Polyamide (PA6, GFR30)



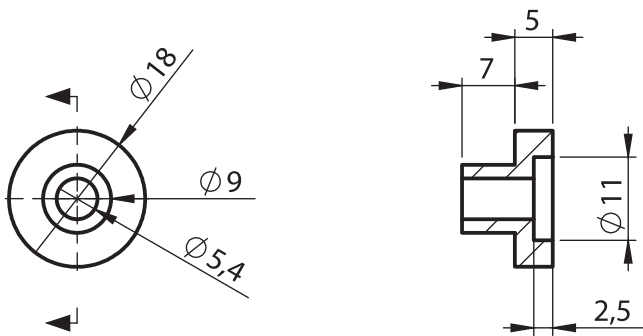
|             |            |
|-------------|------------|
| Item Number | 7311 - 001 |
|-------------|------------|



|             |            |
|-------------|------------|
| Item Number | 7001 - 001 |
|-------------|------------|



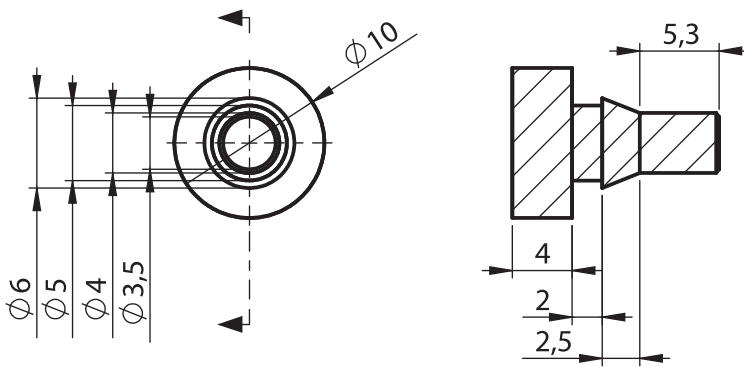
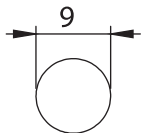
Material: PA66



|             |            |
|-------------|------------|
| Item Number | 7001 - 002 |
|-------------|------------|



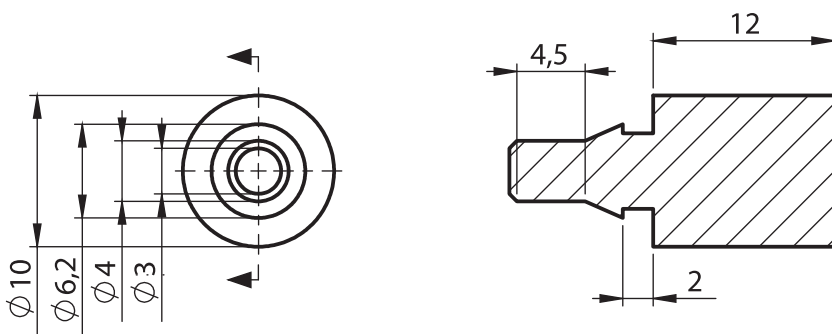
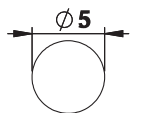
Material: PA66



|             | Grey, Ral 7035 | Black      |
|-------------|----------------|------------|
| Item Number | 7001 - 007     | 7001 - 006 |



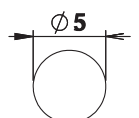
Material: PVC



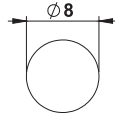
|             | Grey, Ral 7035 | Black      |
|-------------|----------------|------------|
| Item Number | 7001 - 003     | 7001 - 005 |



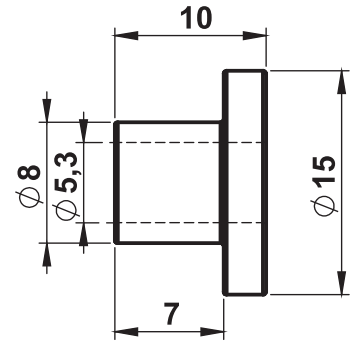
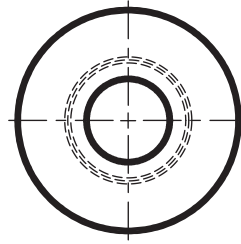
Material: PVC



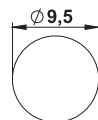




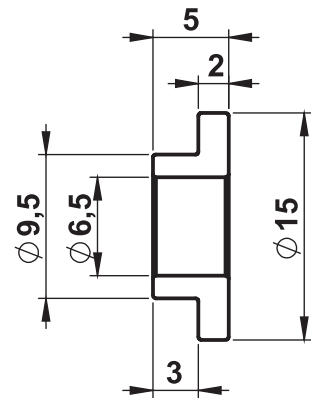
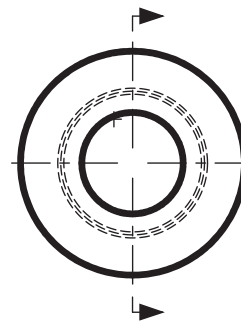
**Material:**  
Polyamide (PA6, GFR30), neutral



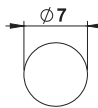
|             |            |
|-------------|------------|
| Item Number | 4400 - 005 |
|-------------|------------|



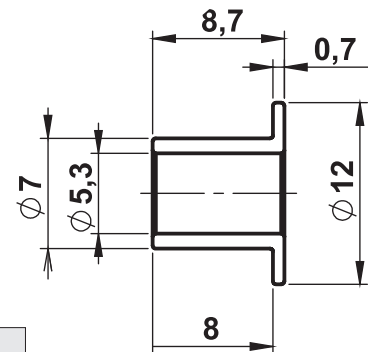
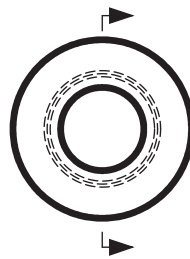
**Material:**  
Polyamide (PA6, GFR30), neutral



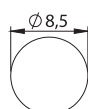
|             |            |
|-------------|------------|
| Item Number | 4400 - 003 |
|-------------|------------|



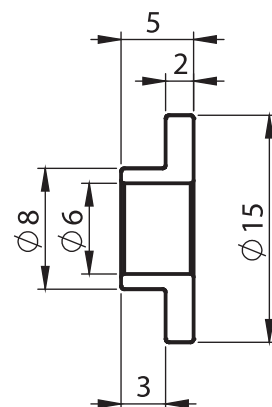
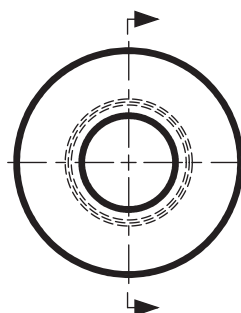
**Material:**  
Polyamide (PA6, GFR30), neutral



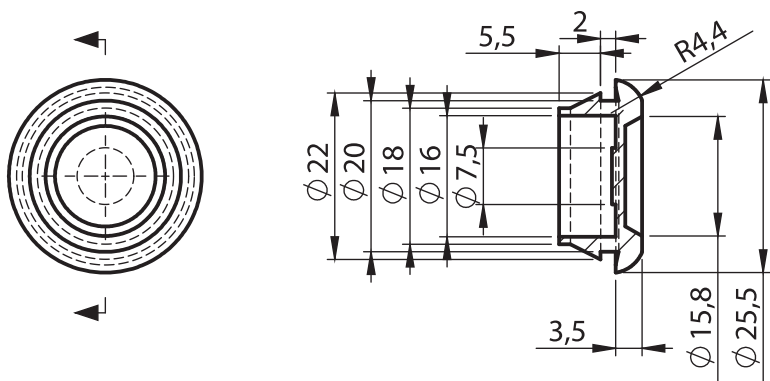
|             |            |
|-------------|------------|
| Item Number | 4400 - 001 |
|-------------|------------|



**Material:**  
Polyamide (PA6, GFR30), neutral



|             |            |
|-------------|------------|
| Item Number | 4400 - 004 |
|-------------|------------|

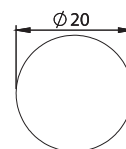


|             |            |
|-------------|------------|
| Item Number | 4400 - 011 |
|-------------|------------|

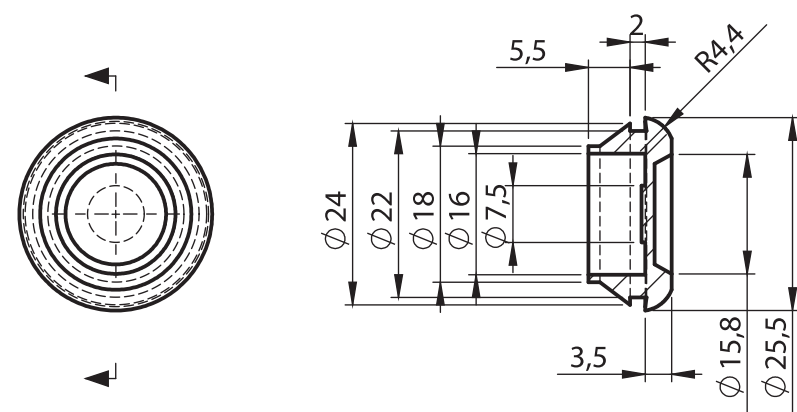
4400-011



**Material**  
PVC, Grey, Ral 7035



Accessories

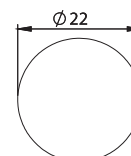


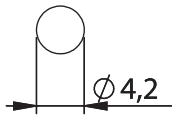
|             |            |
|-------------|------------|
| Item Number | 4400 - 012 |
|-------------|------------|

4400-012

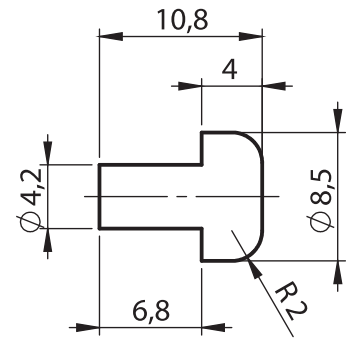
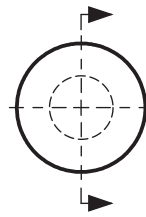


**Material**  
PVC, Grey, Ral 7035

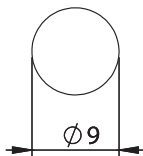




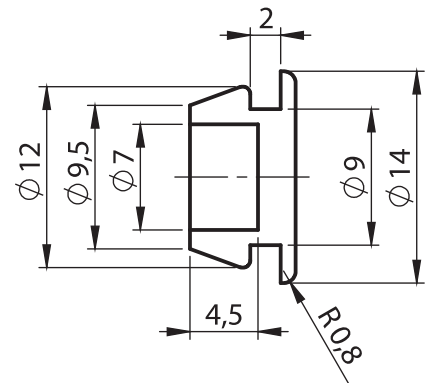
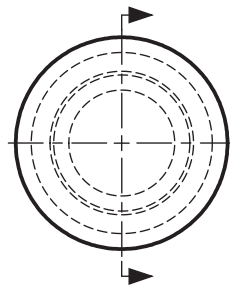
**Material:**  
Polyamide (PA6, GFR30)



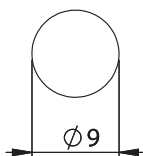
|             |            |
|-------------|------------|
| Item Number | 4400 - 002 |
|-------------|------------|



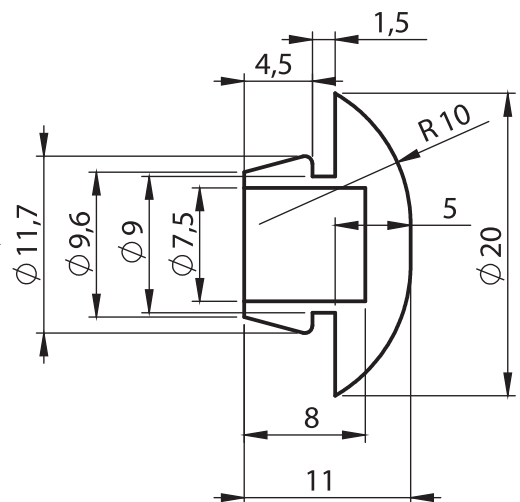
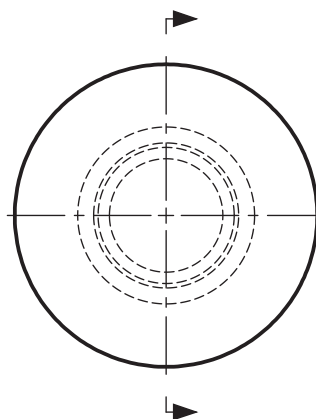
**Material :** PVC



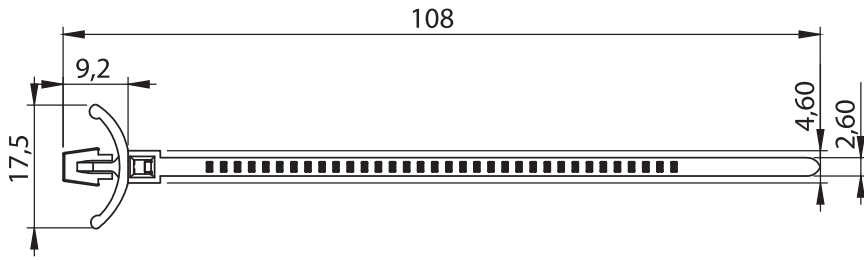
|             | Grey, Ral 7035 | Black      |
|-------------|----------------|------------|
| Item Number | 4400 - 009     | 4400 - 010 |



**Material:** PVC

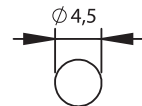


|             | Grey, Ral 7035 | Black      |
|-------------|----------------|------------|
| Item Number | 4400 - 006     | 4400 - 007 |



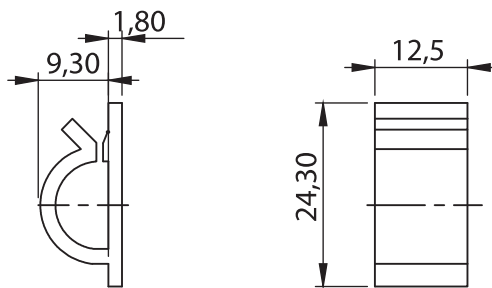
|             | White      |
|-------------|------------|
| Item Number | 7303 - 001 |

**7303  
Cable Tie**



**Material :** Polyamide (PA6, GFR30)

Accessories

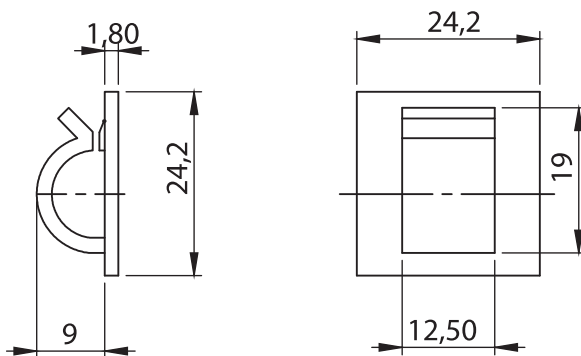


|             | Black      | White      |
|-------------|------------|------------|
| Item Number | 7305 - 002 | 7305 - 001 |

**7305  
Cable Holder**




**Material :** Polypropylene (PP)



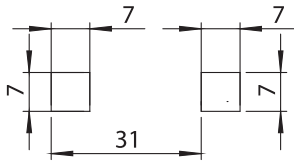
|             | Black      | White      |
|-------------|------------|------------|
| Item Number | 7306 - 002 | 7306 - 001 |

**7306  
Cable Holder**

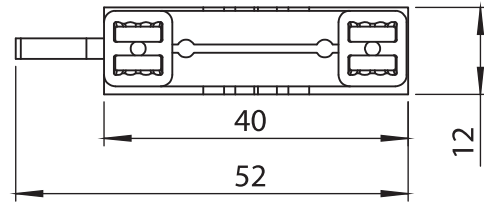
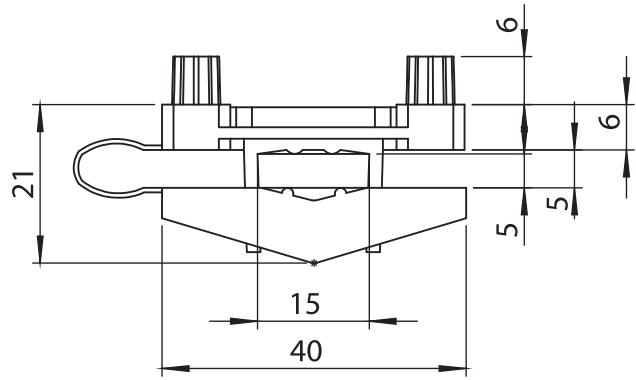


**Material :** Polypropylene (PP)

**2500  
Cable Holder**



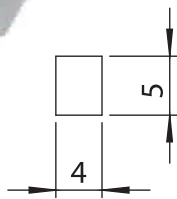
**Material**  
Polyamide (PA6, GFR30)



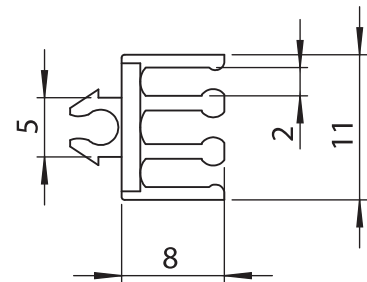
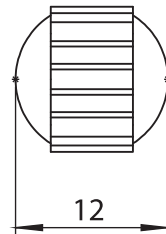
|             |            |
|-------------|------------|
| Item Number | 2505 - 001 |
|-------------|------------|

Accessories

**7311  
Cable Holder**

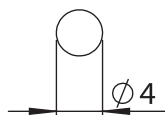



**Material**  
Polyamide (PA6, GFR30)

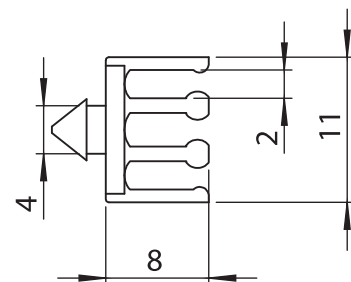
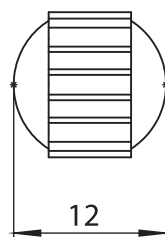


|             |            |
|-------------|------------|
| Item Number | 7311 - 001 |
|-------------|------------|

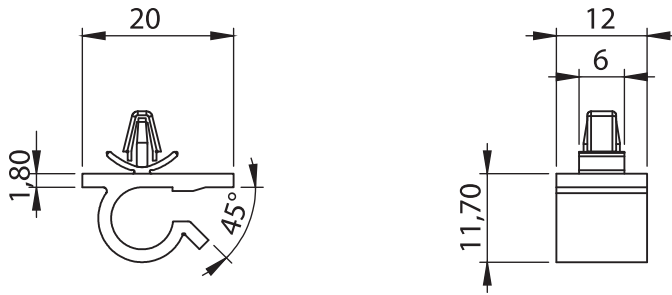
**7312  
Cable Holder**



**Material**  
Polyamide (PA6, GFR30)

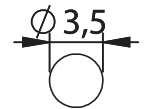


|             |            |
|-------------|------------|
| Item Number | 7312 - 001 |
|-------------|------------|

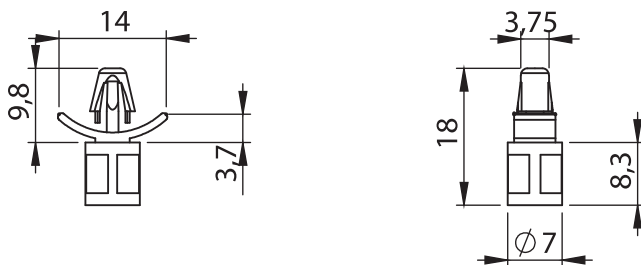


|             |            |
|-------------|------------|
| Item Number | 7307 - 001 |
|-------------|------------|

**7307**  
Cable Holder

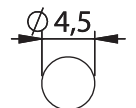


**Material**  
Polyamide (PA6, GFR30)

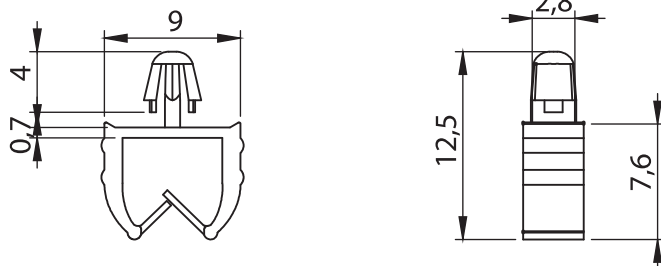


|             |            |
|-------------|------------|
| Item Number | 7308 - 001 |
|-------------|------------|

**7308**  
Cable Holder

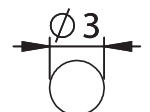


**Material**  
Polyamide (PA6, GFR30)

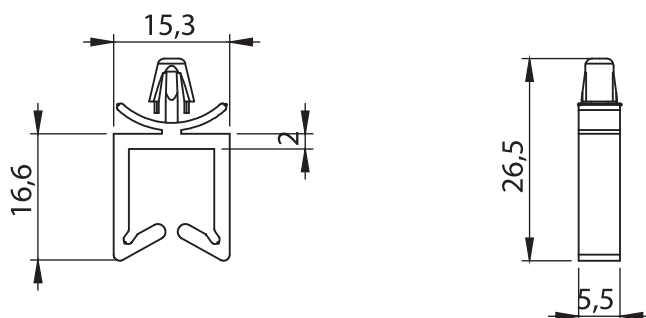


|             |            |
|-------------|------------|
| Item Number | 7309 - 001 |
|-------------|------------|

**7309**  
Cable Holder

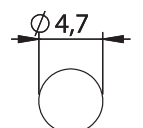


**Material**  
Polyamide (PA6, GFR30)



|             |            |
|-------------|------------|
| Item Number | 7310 - 001 |
|-------------|------------|

**7310**  
Cable Holder



**Material**  
Polyamide (PA6, GFR30)

# 14 - Stainless Steel Products



Page 330



Page 331



Page 332



Page 333



Page 334



Page 335



Page 336



Page 338



Page 340



Page 341



Page 342



Page 343



Page 344



Page 345



Page 346



Page 347



Page 349



Page 350



Page 351



Page 352



Page 353



Page 354



Page 355



Page 356



Page 357



Page 358



Page 359



Page 360



Page 361



Page 362



Page 365



Page 366



Page 367



Page 368



Page 371



Page 372

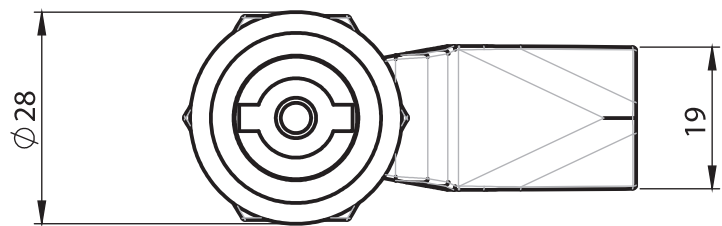
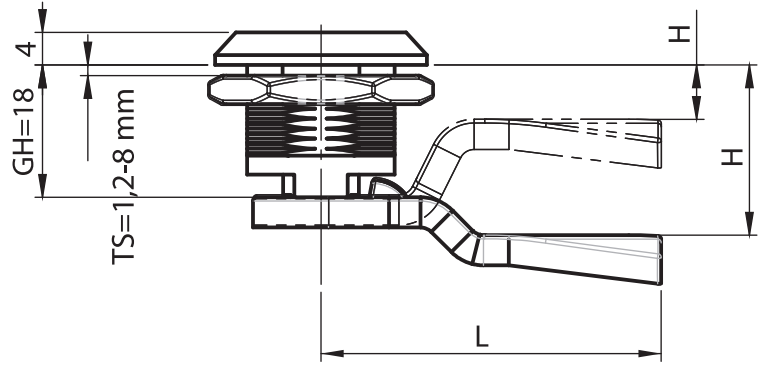


Page 374



Page 375





**Material**

**Housing and Insert** : Stainless Steel, AISI 316

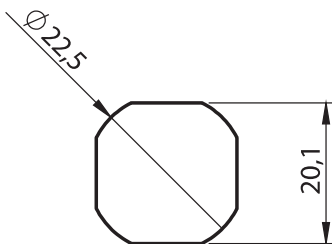
**Cam** : Stainless Steel, AISI 304

**Options**

**Cams** : Page 336

**Keys** : Page 375

**Cut Out**



**1511 - Quarter Turn GH=18**

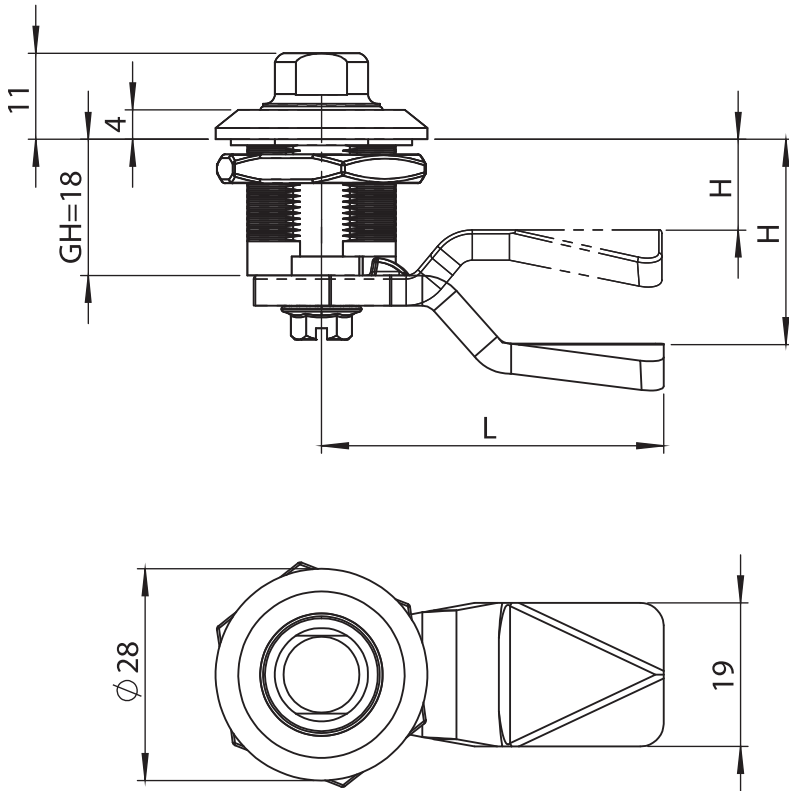
|  | Insert Types    | Item Number      |
|--|-----------------|------------------|
|  | Double Bit 3 mm | 1511 - 001 - xxx |
|  | Double Bit 5 mm | 1511 - 002 - xxx |
|  | Triangular 8 mm | 1511 - 003 - xxx |
|  | Square 8 mm     | 1511 - 005 - xxx |
|  | Slotted         | 1511 - 008 - xxx |

You may chose XXX section from cam tables

IP 65



LH/RH



Stainless Steel Products

**Material**

**Housing and Insert** : Stainless Steel, AISI 316

**Cam** : Stainless Steel, AISI 304

**Options**

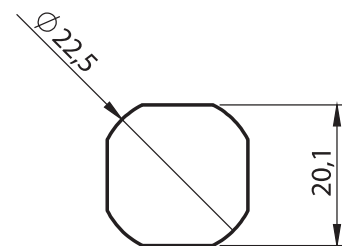
**Cams** : Page 336

**1512 - Hygenic Quarter Turn**

|                    |                  |
|--------------------|------------------|
| <b>Item Number</b> | 1512 - 012 - xxx |
|--------------------|------------------|

You may chose XXX section from cam tables

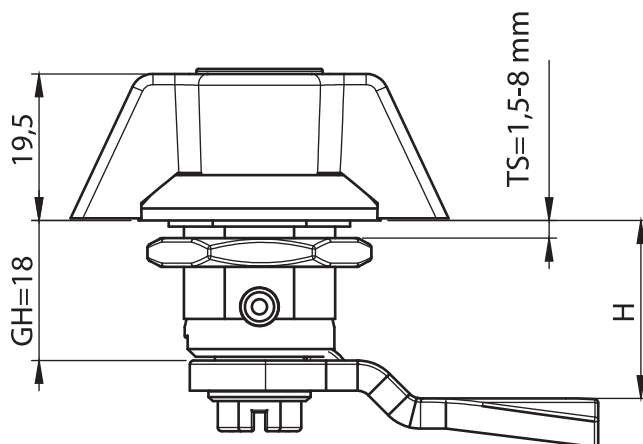
**Cut Out**



IP 65



LH/RH



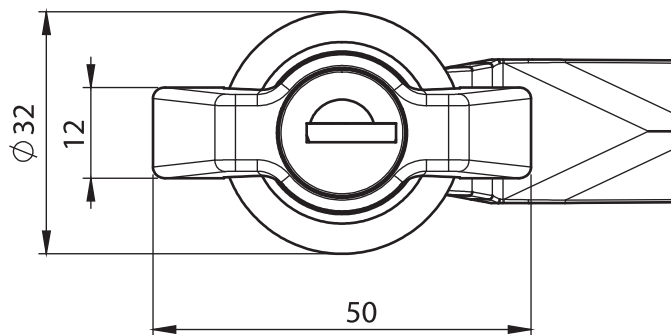
**Material**

**Housing and Insert** : Stainless Steel, AISI 316

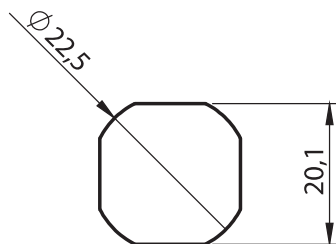
**Cam** : Stainless Steel, AISI 304

**Options**

**Cams** : Page 336



**Cut Out**



**1515 - Wing Knob with Cylinder GH=18**

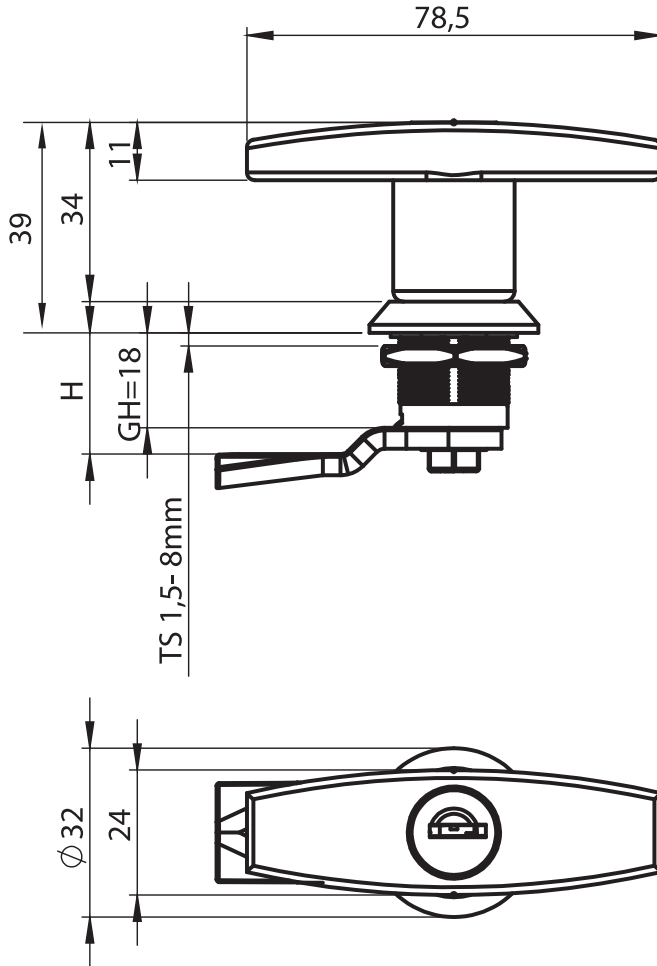
|             | Item Number      |
|-------------|------------------|
| Non-Locking | 1515 - 500 - xxx |
| Keyed 3333  | 1515 - 503 - xxx |

You may chose XXX section from cam tables

IP 65



LH/RH



Stainless Steel Products

**Material**

**Housing and T Handle :** Stainless Steel, AISI 316  
**Cam :** Stainless Steel, AISI 304

**Options**

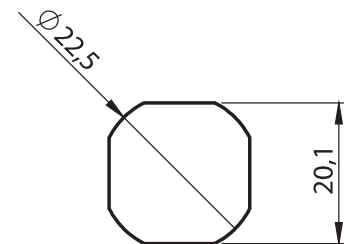
**Cams :** Page 336

**1251 - T Handle with Cylinder GH=18**

|             | Item Number      |
|-------------|------------------|
| Non-Locking | 1251 - 500 - xxx |
| Keyed 3333  | 1251 - 503 - xxx |

You may chose XXX section from cam tables

**Cut Out**

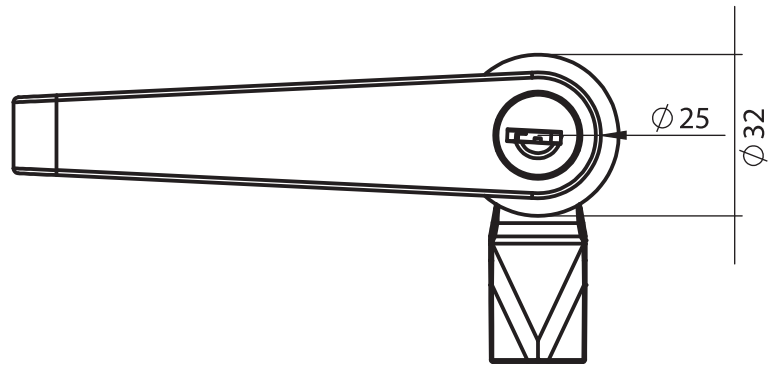
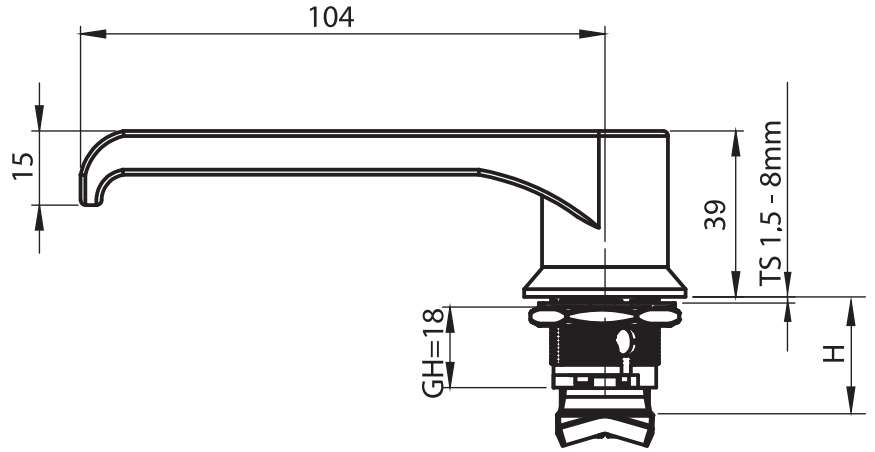


IP 65



LH/RH

Stainless Steel Products



**Material**

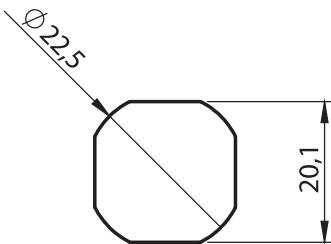
**Housing and L Handle** : Stainless Steel, AISI 316

**Cam** : Stainless Steel, AISI 304

**Options**

**Cams** : Page 336

**Cut Out**



**1255 - L Handle with Cylinder GH=18**

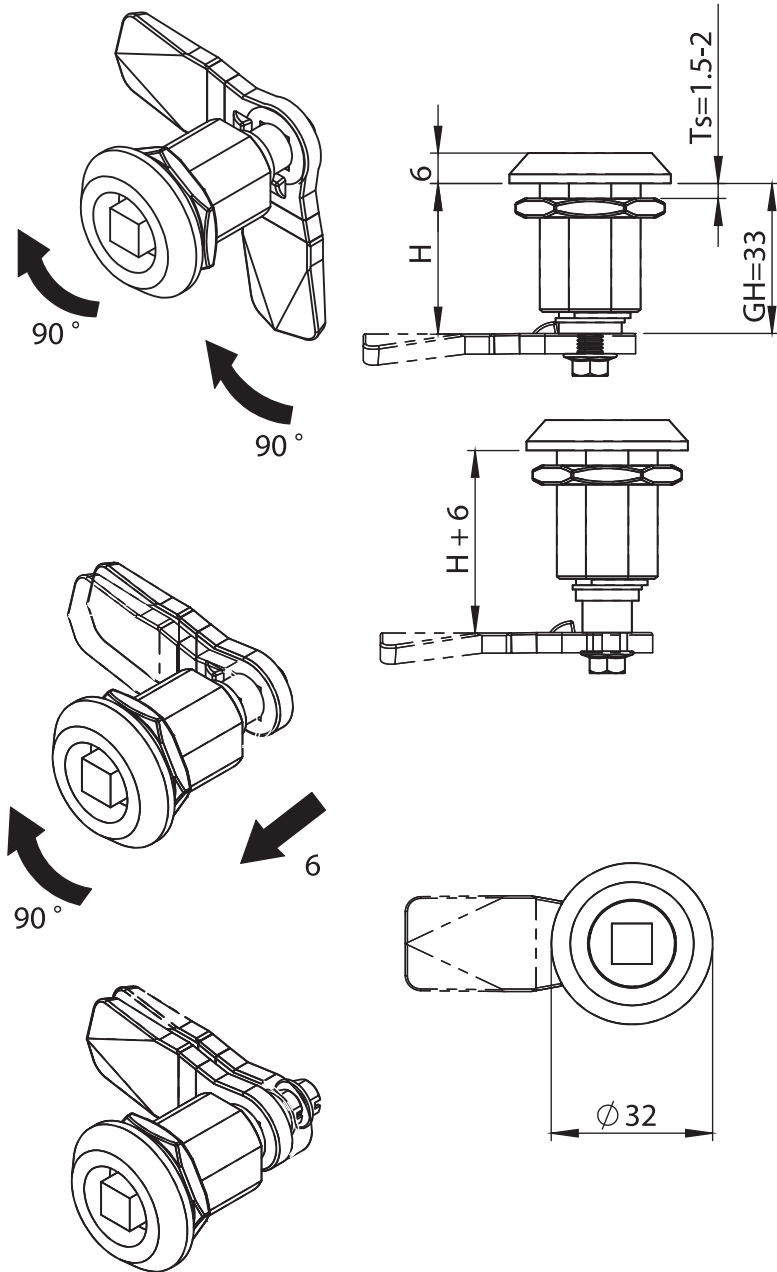
|             | Item Number      |
|-------------|------------------|
| Non-Locking | 1255 - 500 - xxx |
| Keyed 3333  | 1255 - 503 - xxx |

You may chose XXX section from cam tables

IP 65



LH/RH



Stainless Steel Products

**Material**

**Housing and Insert** : Stainless Steel, AISI 316

**Cam** : Stainless Steel, AISI 304

**Anti-vibration Washer** : Stainless Steel, AISI 304

**Options**

**Cams** : Page 336

**1511 - Compression Latch GH=33**

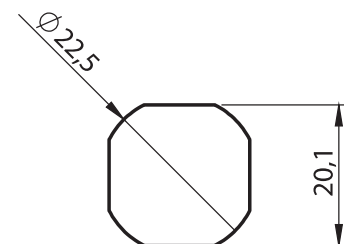
|  | Insert Types    | Item Number      |
|--|-----------------|------------------|
|  | Double Bit 3 mm | 1544 - 001 - xxx |
|  | Double Bit 5 mm | 1544 - 002 - xxx |
|  | Triangular 7 mm | 1544 - 007 - xxx |
|  | Triangular 8 mm | 1544 - 003 - xxx |
|  | Square 8 mm     | 1544 - 005 - xxx |
|  | Slotted         | 1544 - 008 - xxx |

**1544-100 - Anti-Vibration Washer**

|             |            |
|-------------|------------|
| Item Number | 1544 - 100 |
|-------------|------------|

You may chose XXX section from cam tables

**Cut Out**



IP 65



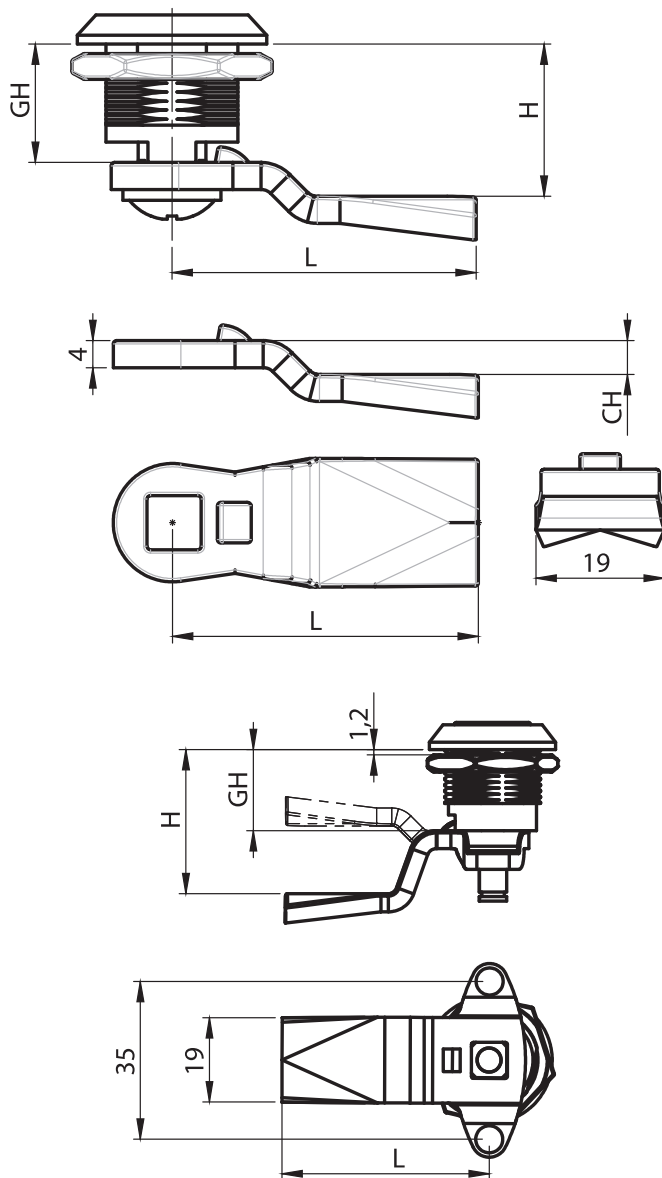
LH/RH

Stainless Steel Products



Material

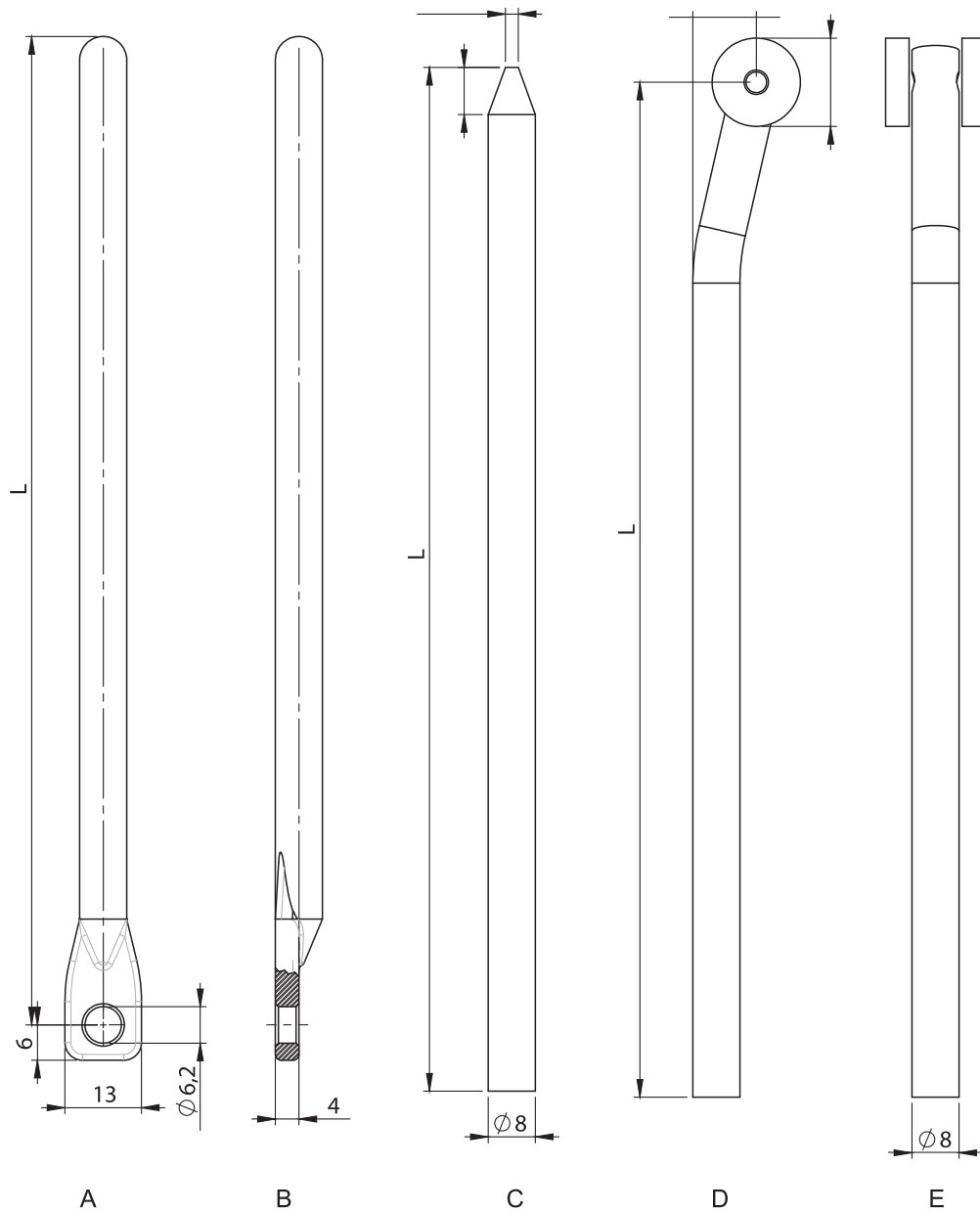
Stainless Steel, AISI 304



5900 - Stainless Steel Cams

|  | Item Number | xxx  | CH (mm) | L (mm) | GH=18<br>H (mm) |
|--|-------------|------|---------|--------|-----------------|
|  | 5900 - 206  | 5206 | -12     | 45     | 6               |
|  | 5900 - 210  | 5210 | -8      | 45     | 10              |
|  | 5900 - 214  | 5214 | -4      | 45     | 14              |
|  | 5900 - 218  | 5218 | 0       | 45     | 18              |
|  | 5900 - 220  | 5220 | 2       | 45     | 20              |
|  | 5900 - 222  | 5222 | 4       | 45     | 22              |
|  | 5900 - 224  | 5224 | 6       | 45     | 24              |
|  | 5900 - 226  | 5226 | 8       | 45     | 26              |
|  | 5900 - 228  | 5228 | 10      | 45     | 28              |

|  | Item Number | xxx  | CH (mm) | L (mm) | GH=18<br>H (mm) |
|--|-------------|------|---------|--------|-----------------|
|  | 5900-422    | 5422 | 4       | 45     | 22              |
|  | 5900-428    | 5428 | 10      | 45     | 28              |



Stainless Steel Products

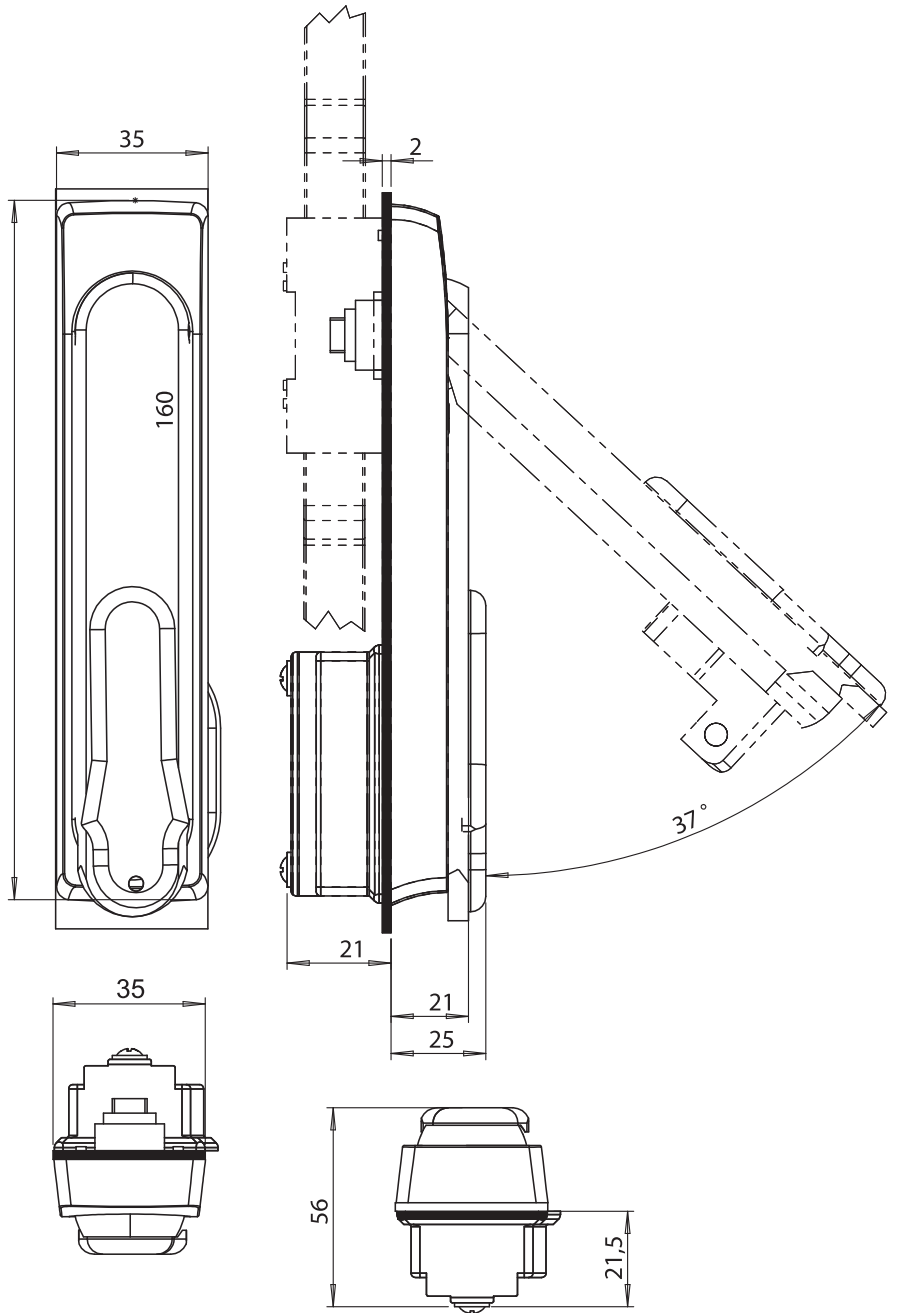
**Material**

Stainless Steel, AISI 304

**5400 - Round Rods**

|  |             |
|--|-------------|
| A Round Rod with Eye                   | 5410-L (mm) |
| B Round Rod with Eye and Chamfered End | 5420-L (mm) |
| C Round Rod with Chamfered End         | 5430-L (mm) |
| D Round Rod with Rollers (Bended)      | 5450-L (mm) |
| E Round Rod with Rollers (Streight)    | 5460-L (mm) |

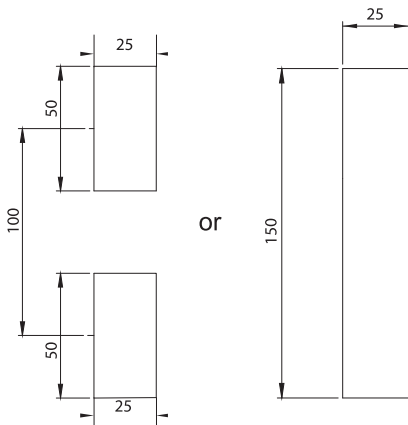




**Material**

- Housing** : Stainless Steel, AISI 316
- Handle** : Stainless Steel, AISI 316
- Dust Cover** : Stainless Steel, AISI 304
- Barrel** : Brass

**Cut Out**



**2252 - Swinghandle**

|                  | Dust Cover            | No Dust Cover         |
|------------------|-----------------------|-----------------------|
| Non Locking      | 2252 - 200 - MK - XXX | 2252 - 100 - MK - XXX |
| Keyed Alike 3333 | 2252 - 203 - MK - XXX | 2252 - 103 - MK - XXX |

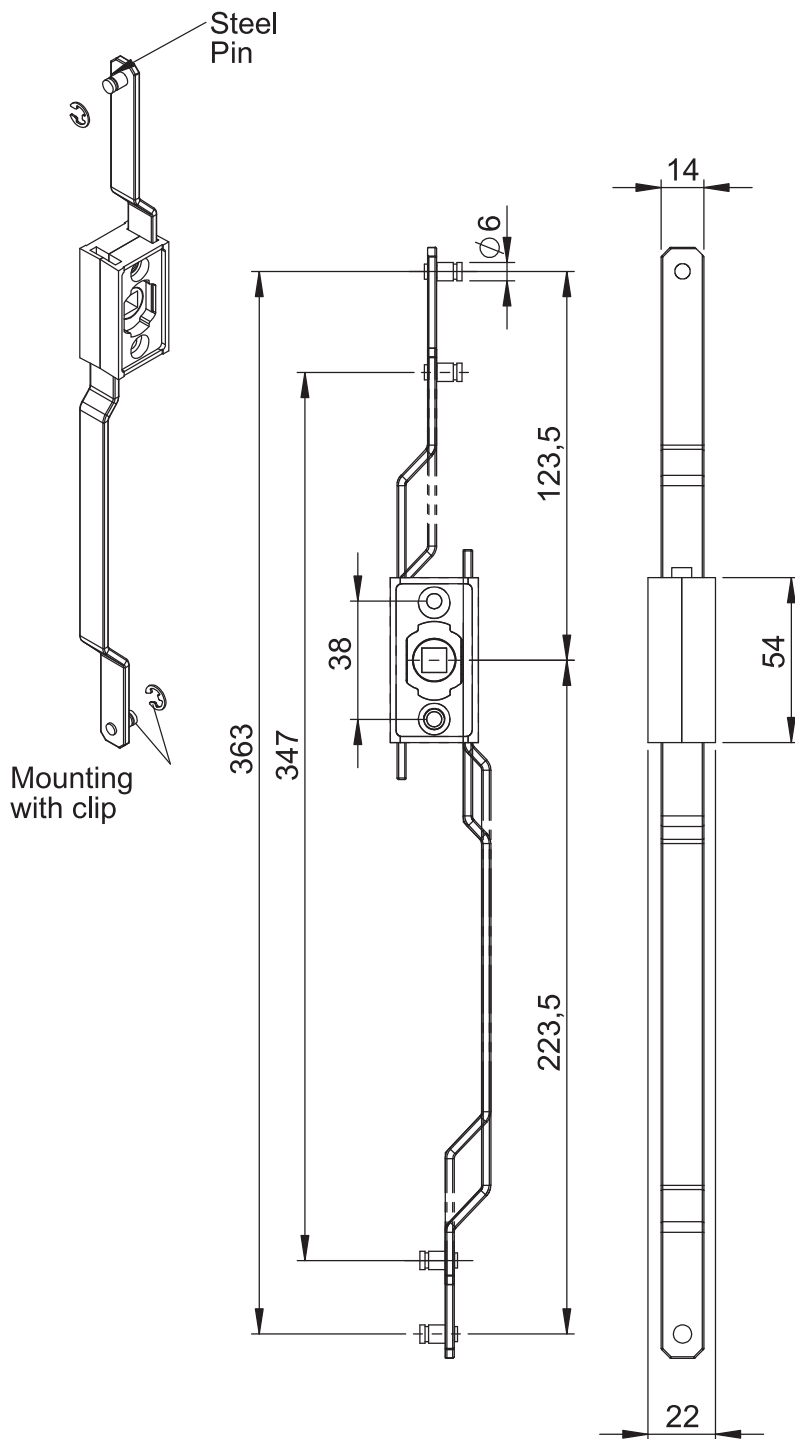
You may chose XXX section from cam tables  
 You may chose MK section from Rod Latch Page 339

IP 65



LH/RH





### 8150 - Escutcheon

| MK  | Item Number |
|-----|-------------|
| 150 | 8150 - 500  |



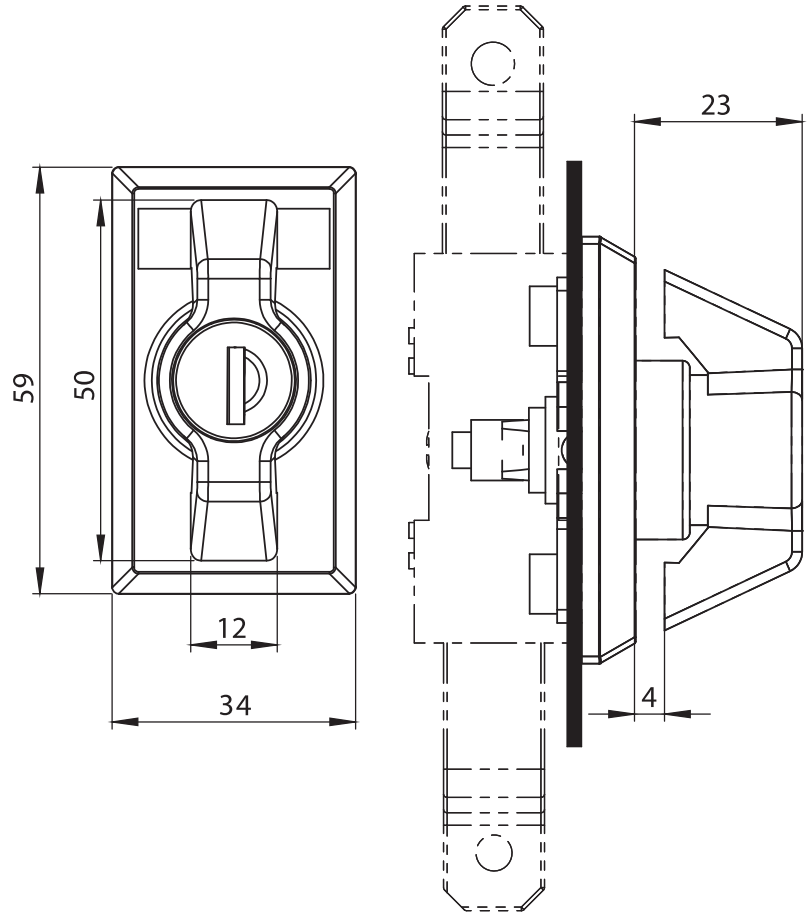
Stainless Steel Products

### Material

**Housing** : Stainless Steel, AISI 316  
**Rods** : Stainless Steel, AISI 304

LH/RH

Stainless Steel Products



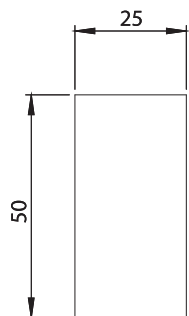
**Material**

**Wing Knob** : Stainless Steel, AISI 316  
**Housing** : Polyamide (PA6 GFR30)

**Options**

**Cams** : Page 336

**Cut Out**



**1515 - Wing Knob Quarter Turn with Escutcheon**

|                  | Item Number      |
|------------------|------------------|
| Non Locking      | 1515 - 510 - xxx |
| Keyed Alike 3333 | 1515 - 513 - xxx |

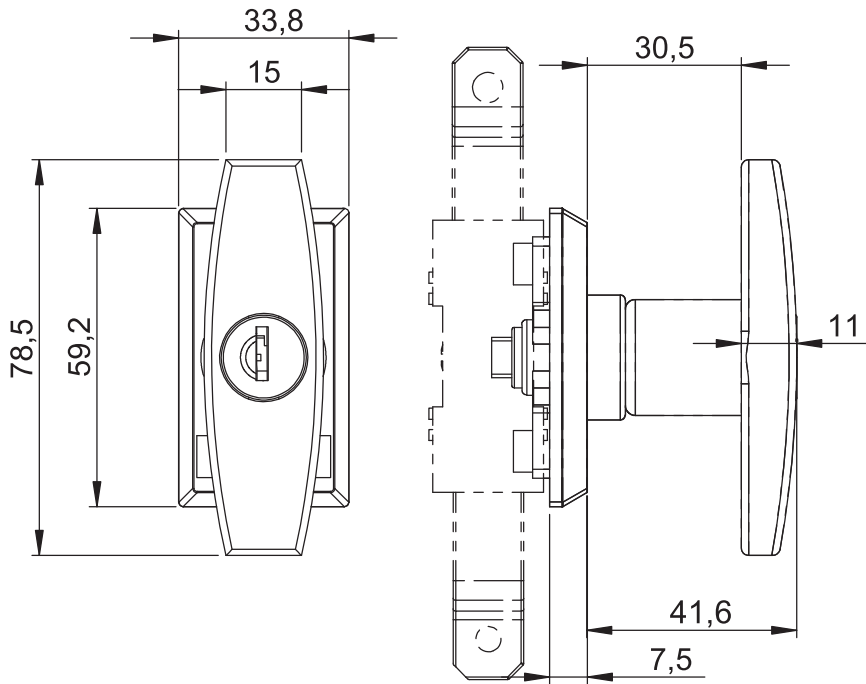
You may chose XXX section from cam tables

IP 65



LH/RH





Stainless Steel Products

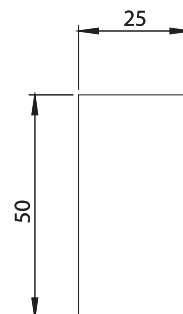
**Material**

**Housing** : Polyamide (PA6 GFR30), black  
**T Handle** : Stainless Steel, AISI 316

**Options**

**Cams** : Page 336

**Cut Out**



**1251 - Quarter Turn - T Handle with Escutcheon**

|                  | Item Number      |
|------------------|------------------|
| Non Locking      | 1251 - 510 - xxx |
| Keyed Alike 3333 | 1251 - 513 - xxx |

You may chose XXX section from cam tables

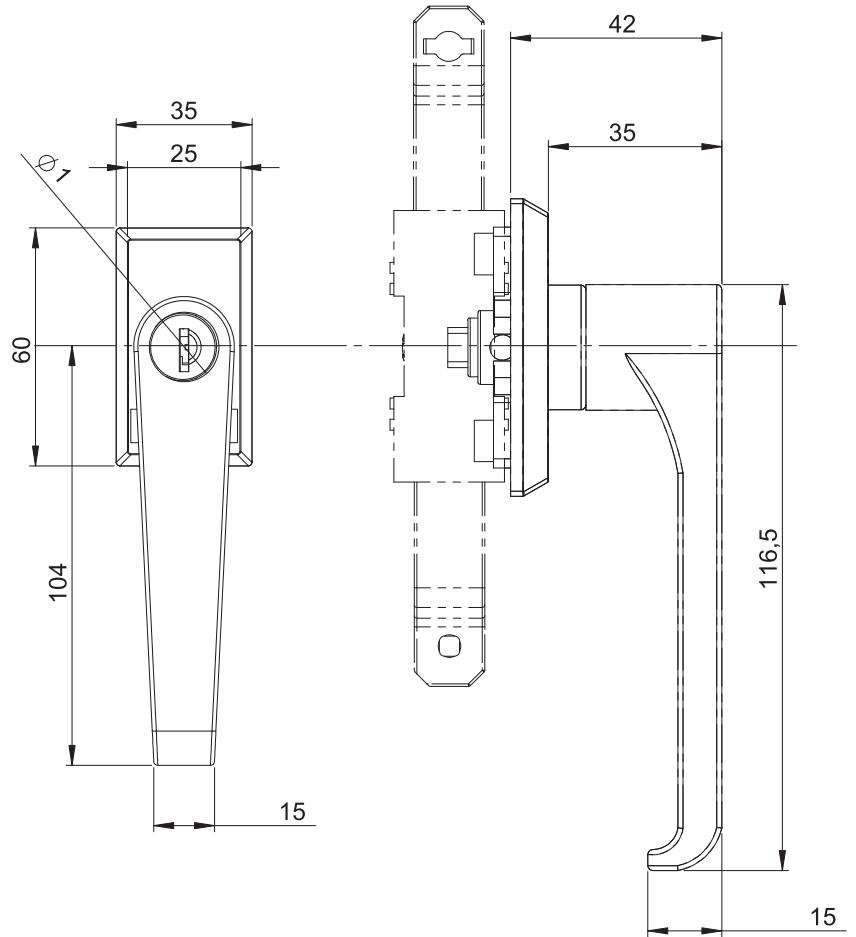
IP 65



LH/RH



Stainless Steel Products



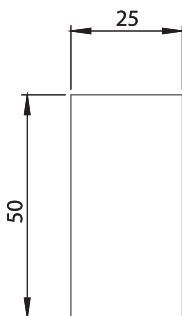
**Material**

**Housing** : Polyamide (PA6 GFR30), black  
**L handle** : Stainless Steel, AISI 316

**Options**

**Cams** : Page 336

**Cut Out**



**1255 - Quarter Turn - L Handle with Escutcheon**

|                  | Item Number      |
|------------------|------------------|
| Non Locking      | 1255 - 510 - xxx |
| Keyed Alike 3333 | 1255 - 513 - xxx |

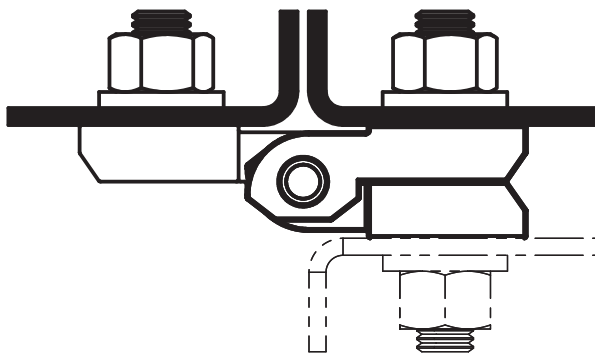
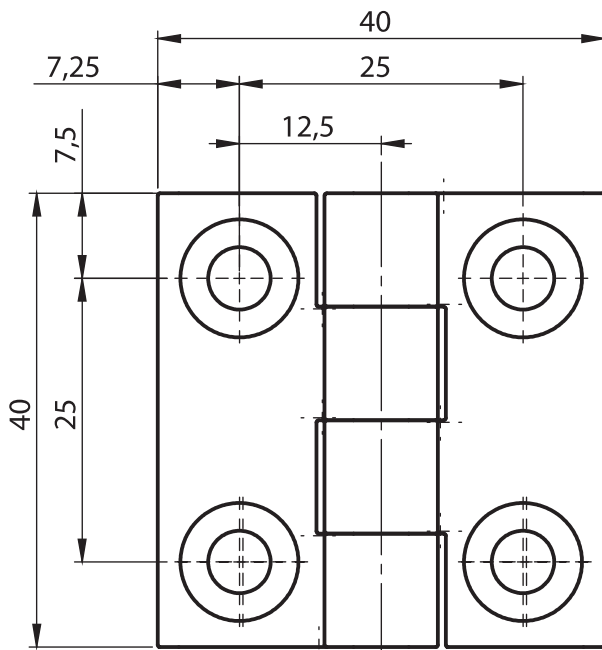
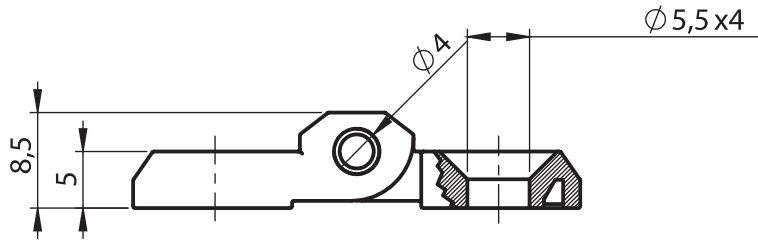
You may chose XXX section from cam tables

IP 65



LH/RH





Stainless Steel Products

### Material


**Housing** : Stainless Steel, AISI 316  
**Pin** : Stainless Steel, AISI 304

### 3001 - 180° Hinge

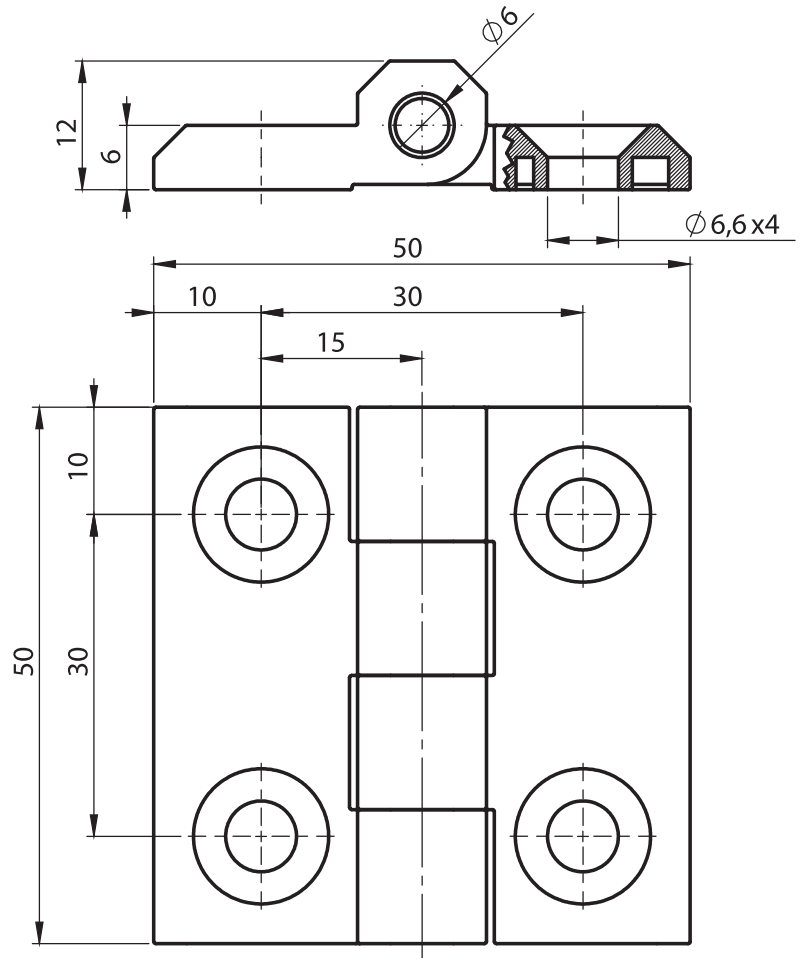
|             |            |
|-------------|------------|
| Item Number | 3001 - 500 |
|-------------|------------|

LH/RH



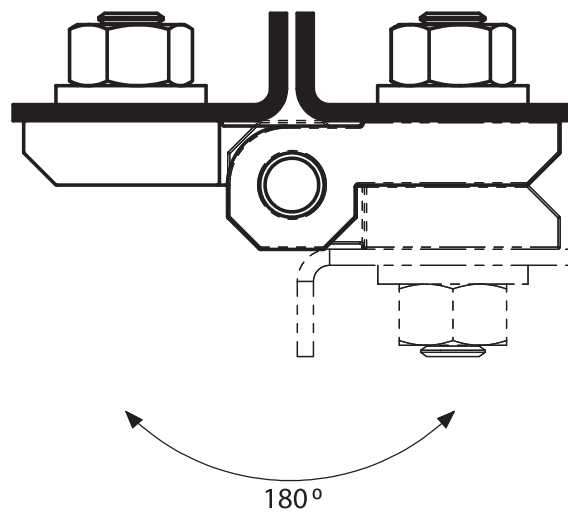


Stainless Steel Products



**Material**

**Housing** : Stainless Steel, AISI 316  
**Pin** : Stainless Steel, AISI 304

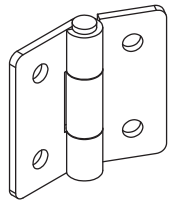


3011 - 180° Hinge

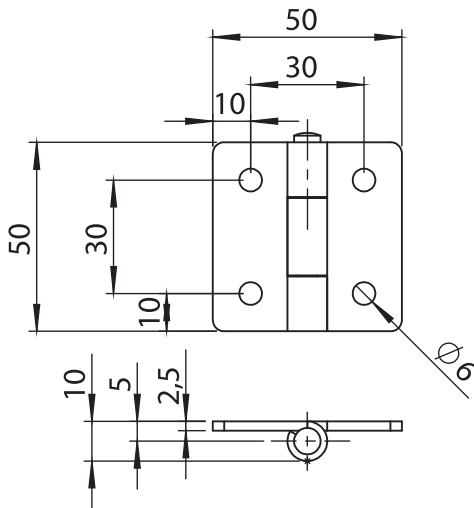
|             |            |
|-------------|------------|
| Item Number | 3011 - 500 |
|-------------|------------|

LH/RH



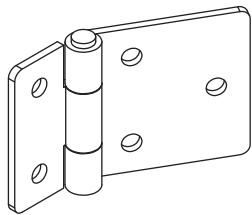


50 x 50

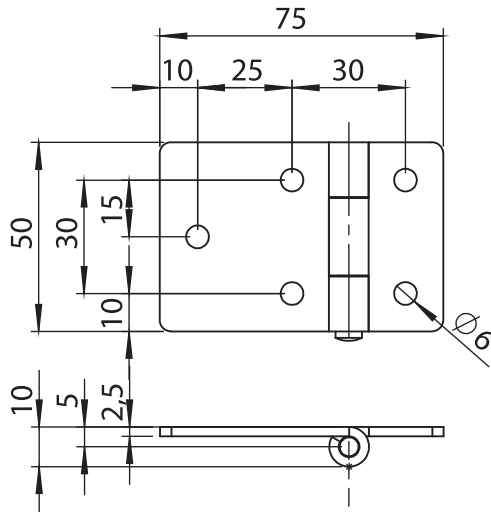


3012 - 180° Hinge

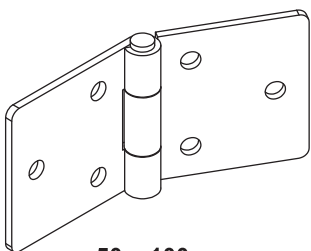
|             |            |
|-------------|------------|
| Item Number | 3012 - 500 |
|-------------|------------|



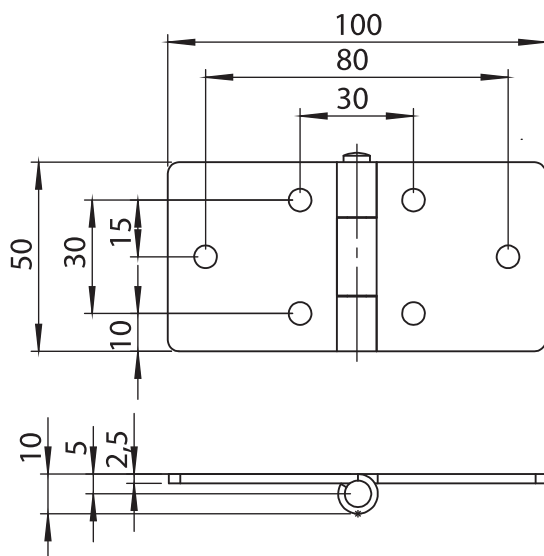
50 x 75



|             |            |
|-------------|------------|
| Item Number | 3065 - 500 |
|-------------|------------|



50 x 100



|             |            |
|-------------|------------|
| Item Number | 3066 - 500 |
|-------------|------------|



Stainless Steel Products


**Material**

**Housing** : Stainless Steel, AISI 304  
**Pin** : Stainless Steel, AISI 304

LH/RH



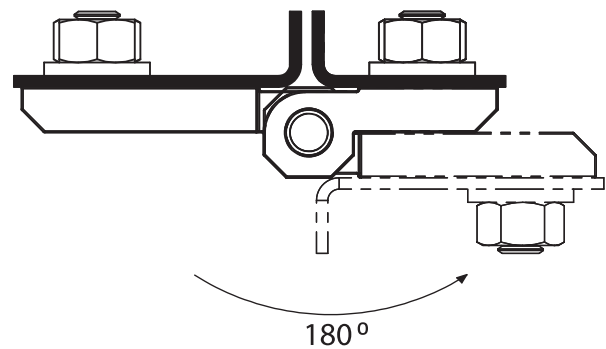
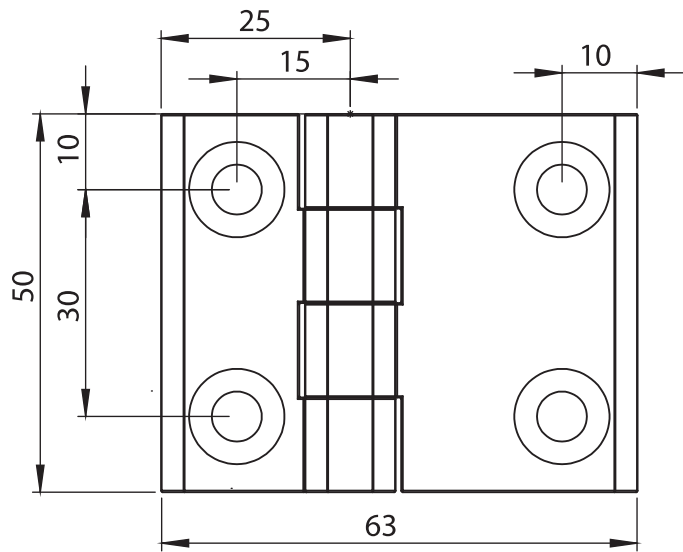
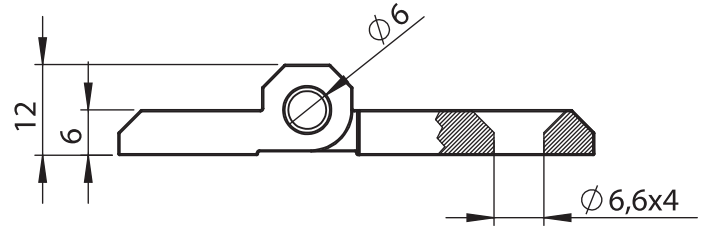




Stainless Steel Products

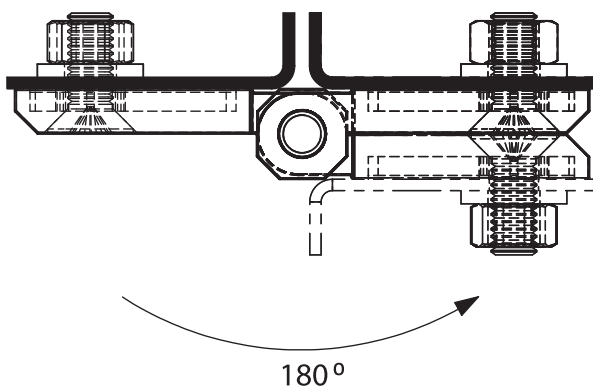
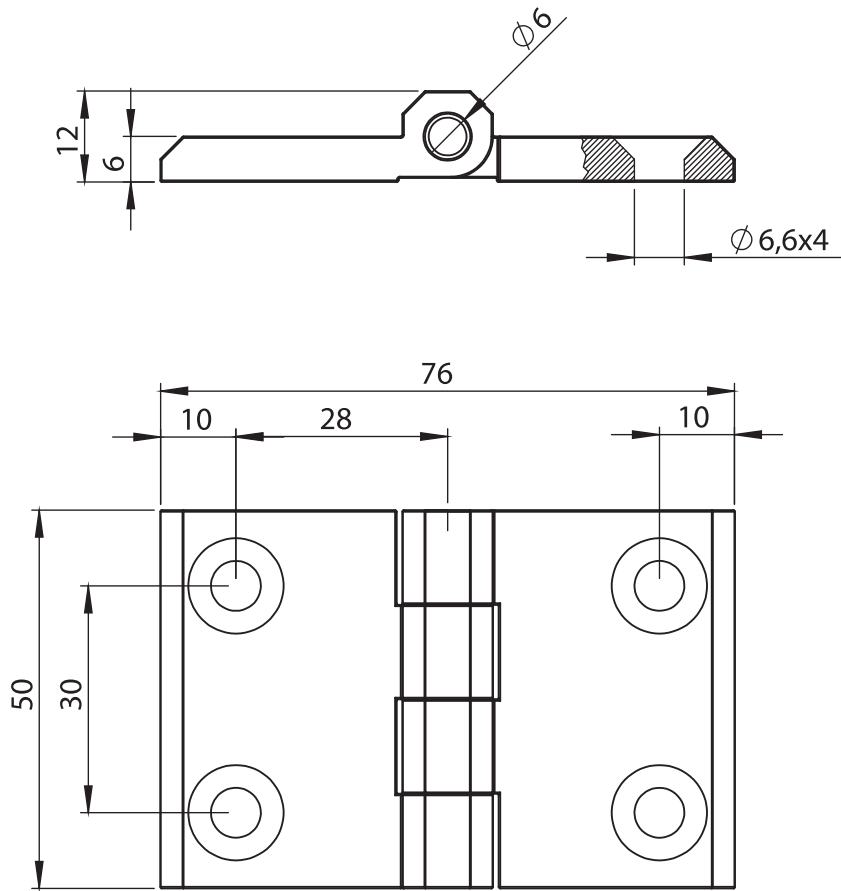
**Material**

**Housing** : Stainless Steel AISI 316  
**Pin** : Stainless Steel AISI 304



**3081 - 180° Hinge**

|             |            |
|-------------|------------|
| Item Number | 3081 - 500 |
|-------------|------------|



3080 - 180° Hinge

|             |            |
|-------------|------------|
| Item Number | 3080 - 500 |
|-------------|------------|



Stainless Steel Products

**Material**

**Housing** : Stainless Steel AISI 316

**Pin** : Stainless Steel AISI 304

LH/RH

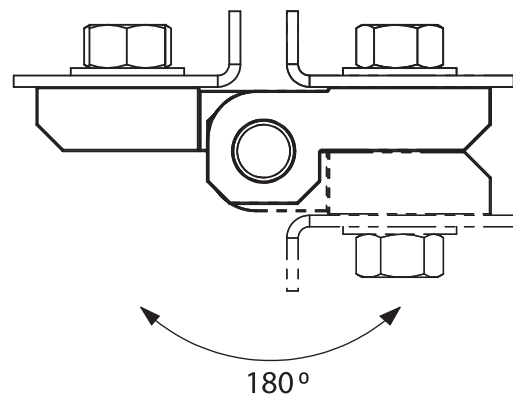
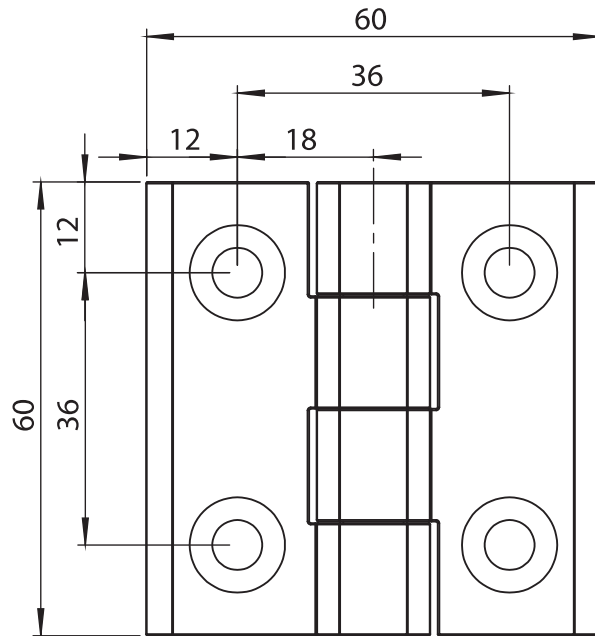
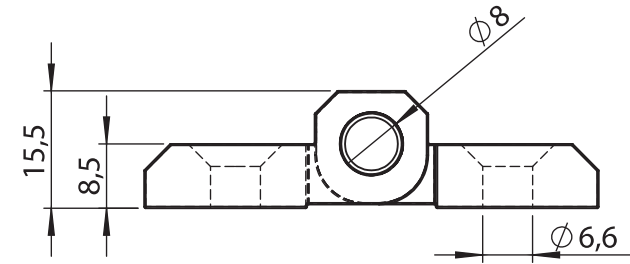




Stainless Steel Products

**Material**

**Housing** : Stainless Steel AISI 316  
**Pin** : Stainless Steel AISI 304

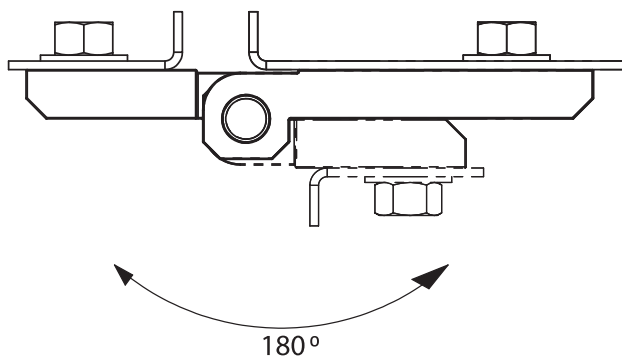
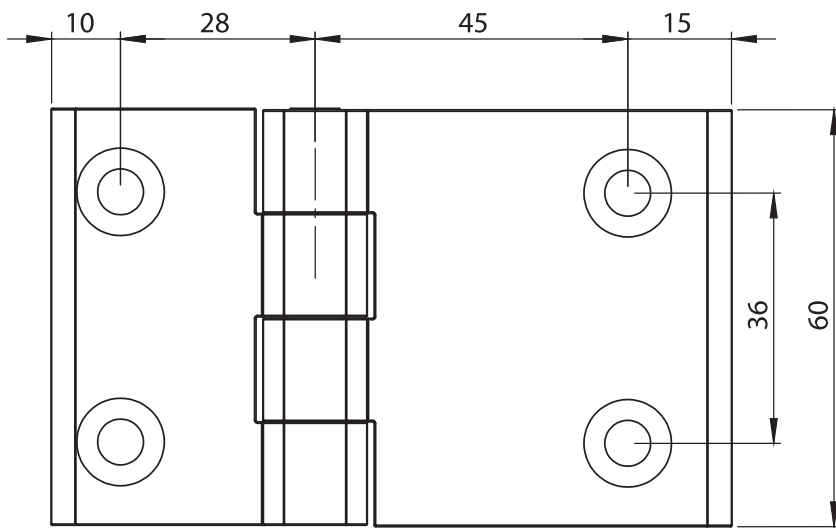
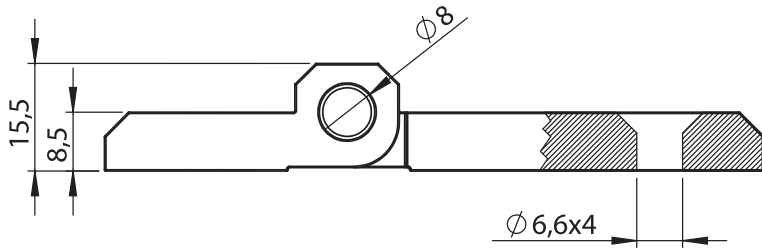


3013 - 180° Hinge

|             |            |
|-------------|------------|
| Item Number | 3013 - 500 |
|-------------|------------|

LH/RH





3084 - 180° Hinge

|             |            |
|-------------|------------|
| Item Number | 3084 - 500 |
|-------------|------------|



Stainless Steel Products

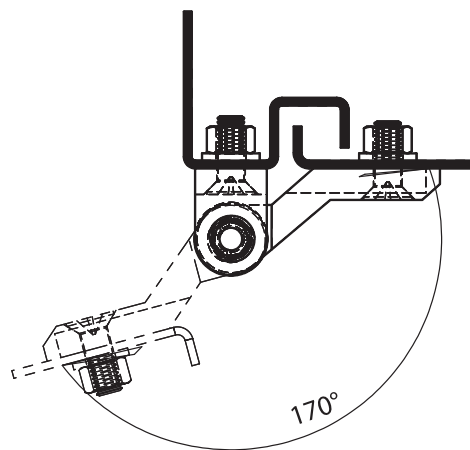
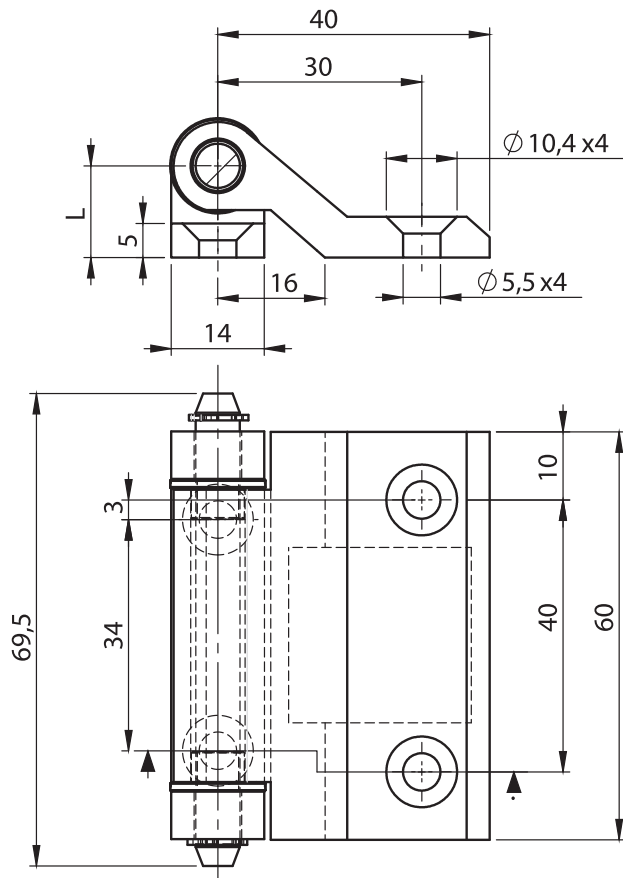
**Material**

**Housing** : Stainless Steel AISI 316

**Pin** : Stainless Steel AISI 304

LH/RH





**Material**

**Housing** : Stainless Steel AISI 316

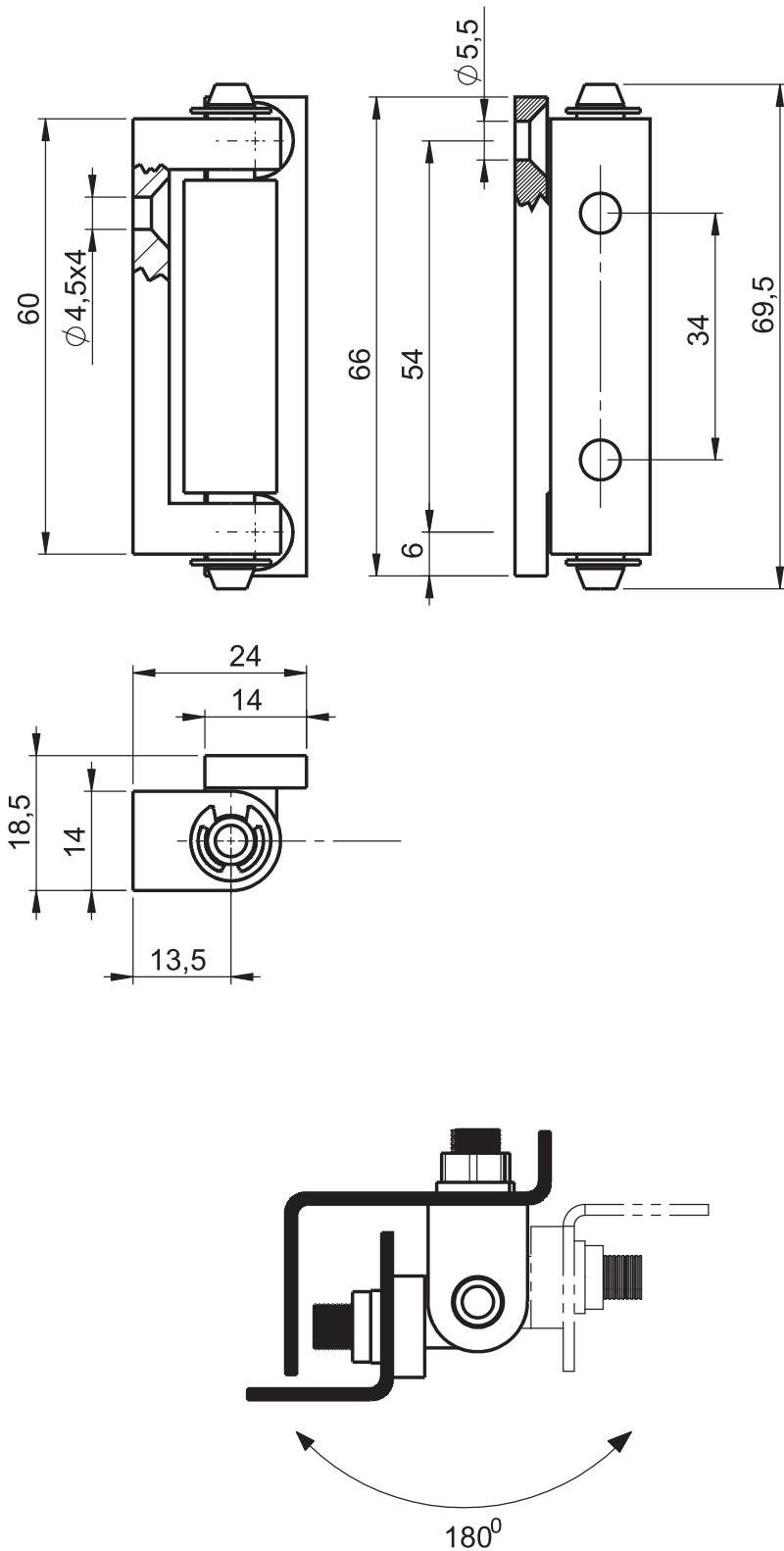
**Pin** : Stainless Steel AISI 304

**3020 - 170° Hinge**

|             |            |
|-------------|------------|
| Item Number | 3020 - 500 |
|-------------|------------|


LH/RH





3008 - 180° Hinge

|             |            |
|-------------|------------|
| Item Number | 3008 - 500 |
|-------------|------------|



Stainless Steel Products

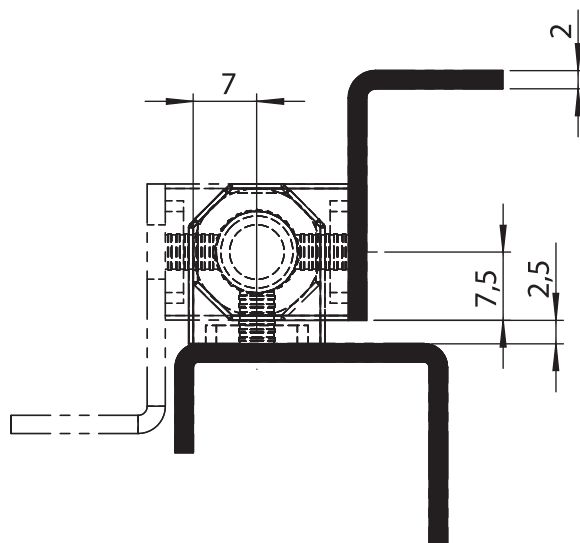
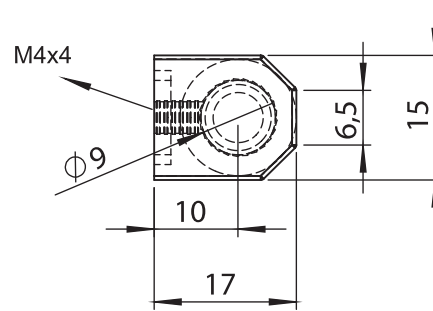
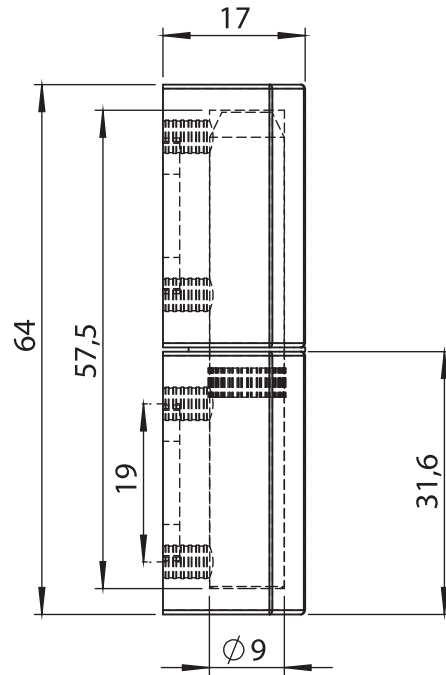
**Material**

**Housing** : Stainless Steel AISI 316

**Pin** : Stainless Steel AISI 304

LH/RH





**Material**

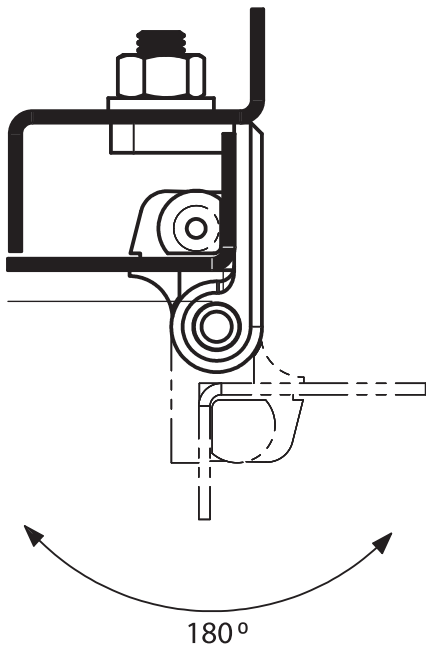
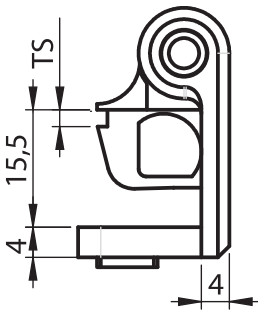
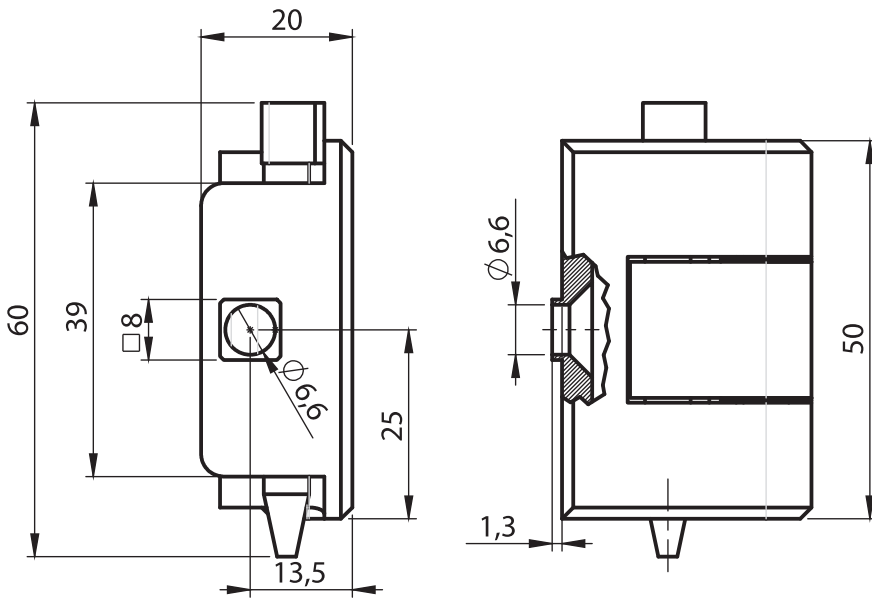
**Housing** : Stainless Steel AISI 316  
**Pin** : Stainless Steel AISI 304

3067 - 180° Hinge

|             |            |
|-------------|------------|
| Item Number | 3067 - 500 |
|-------------|------------|

LH/RH





3002 - 180° Hinge

|             |            |
|-------------|------------|
| Item Number | 3002 - 500 |
|-------------|------------|



Stainless Steel Products

### Material

Housing : Stainless Steel AISI 316

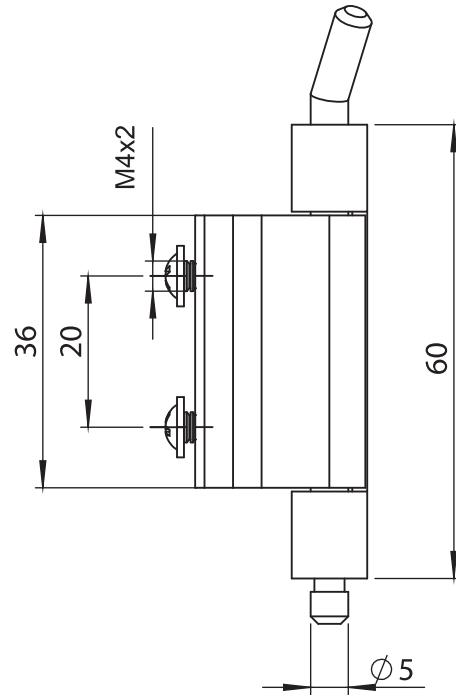
Pin : Stainless Steel AISI 304

LH/RH



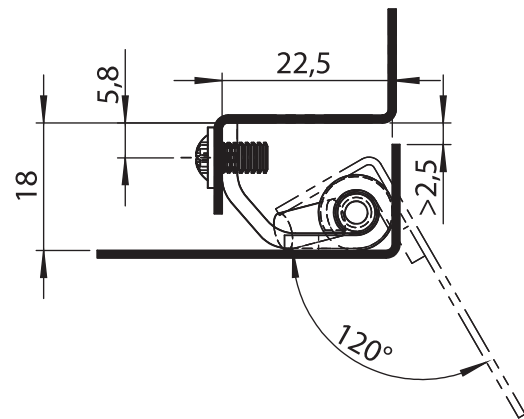


Stainless Steel Products



**Material**

- Housing** : Stainless Steel AISI 304
- Welding Part** : Stainless Steel AISI 304
- Pin** : Stainless Steel AISI 304

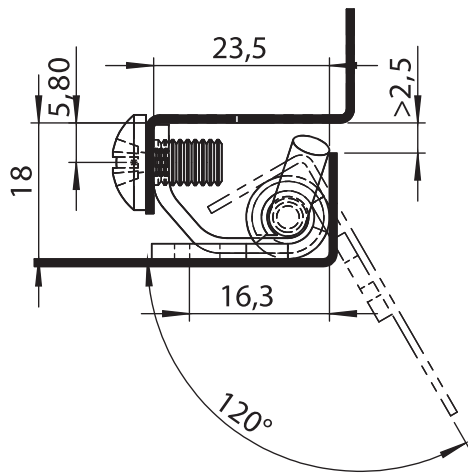
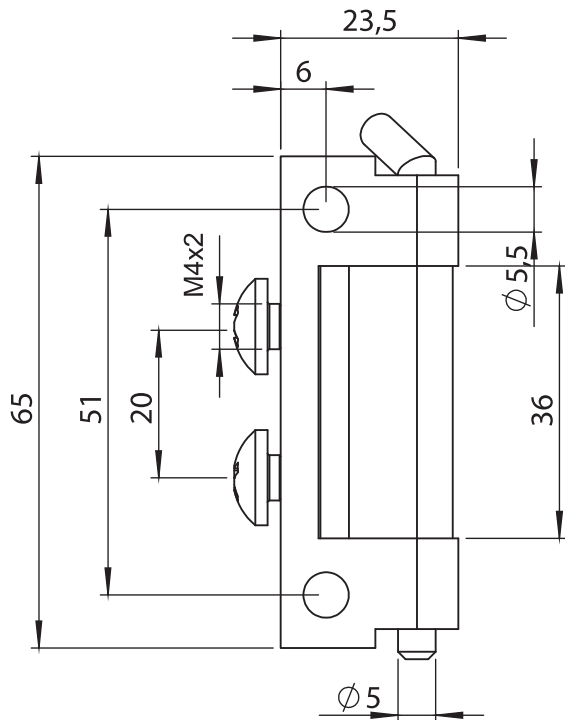


3043 - 120° Concealed Hinge

|             |            |
|-------------|------------|
| Item Number | 3043 - 500 |
|-------------|------------|

LH/RH





3051 - 120° Concealed Hinge

|             |            |
|-------------|------------|
| Item Number | 3051 - 500 |
|-------------|------------|



Stainless Steel Products

**Material**

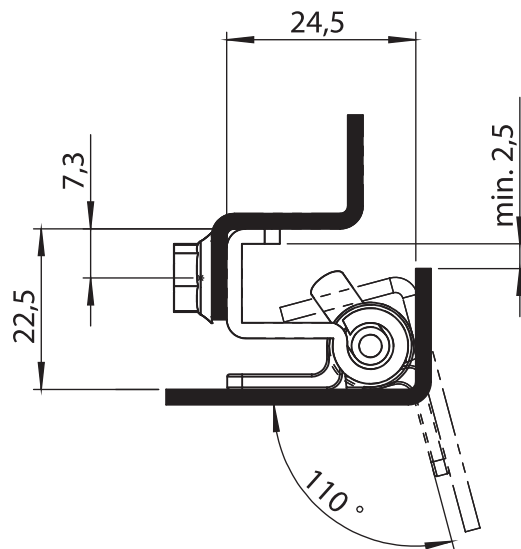
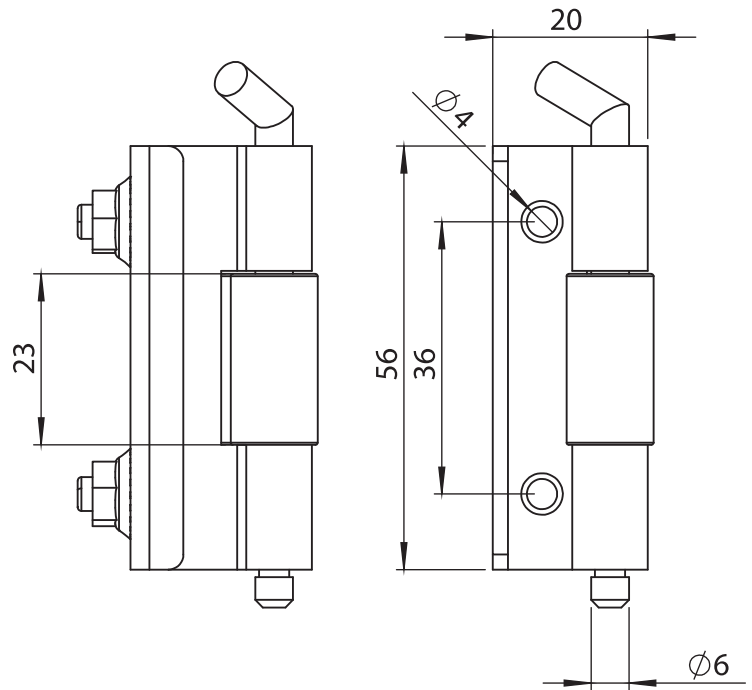
**Housing** : Stainless Steel AISI 304

**Welding Part** : Stainless Steel AISI 304

**Pin** : Stainless Steel AISI 304

LH/RH





**Material**

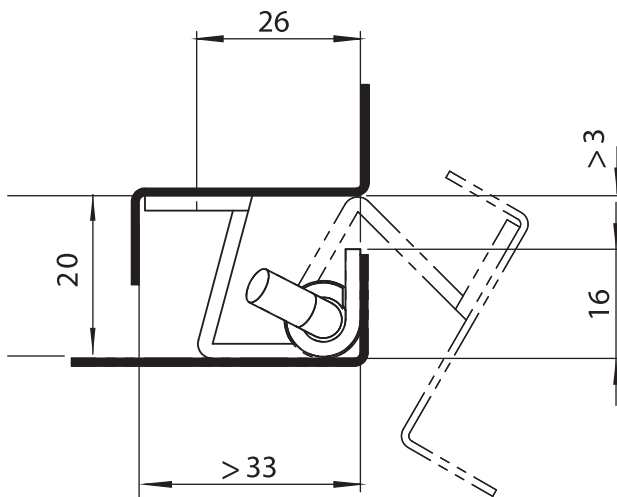
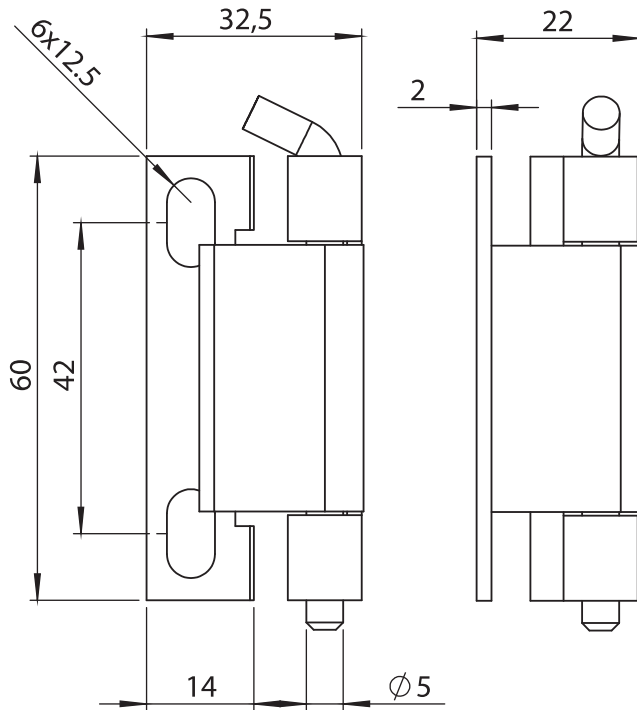
- Housing** : Stainless Steel AISI 304
- Welding Part** : Stainless Steel AISI 304
- Pin** : Stainless Steel AISI 304

**3049 - 110° Concealed Hinge**

|             |            |
|-------------|------------|
| Item Number | 3049 - 501 |
|-------------|------------|

LH/RH





3046 - 120° Concealed Hinge

|             |            |
|-------------|------------|
| Item Number | 3046 - 500 |
|-------------|------------|



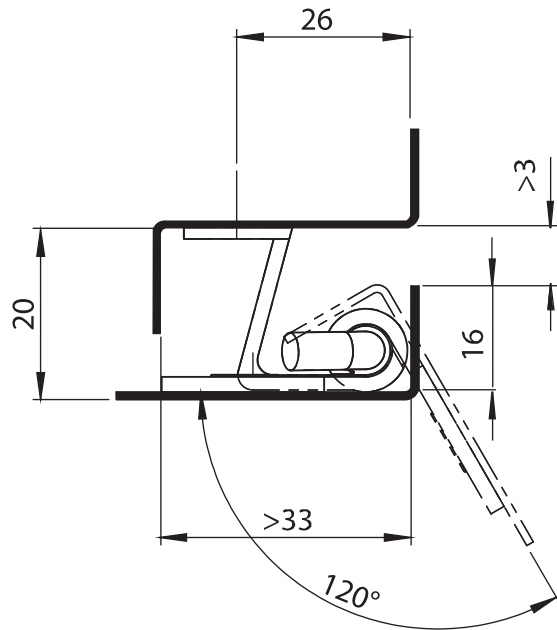
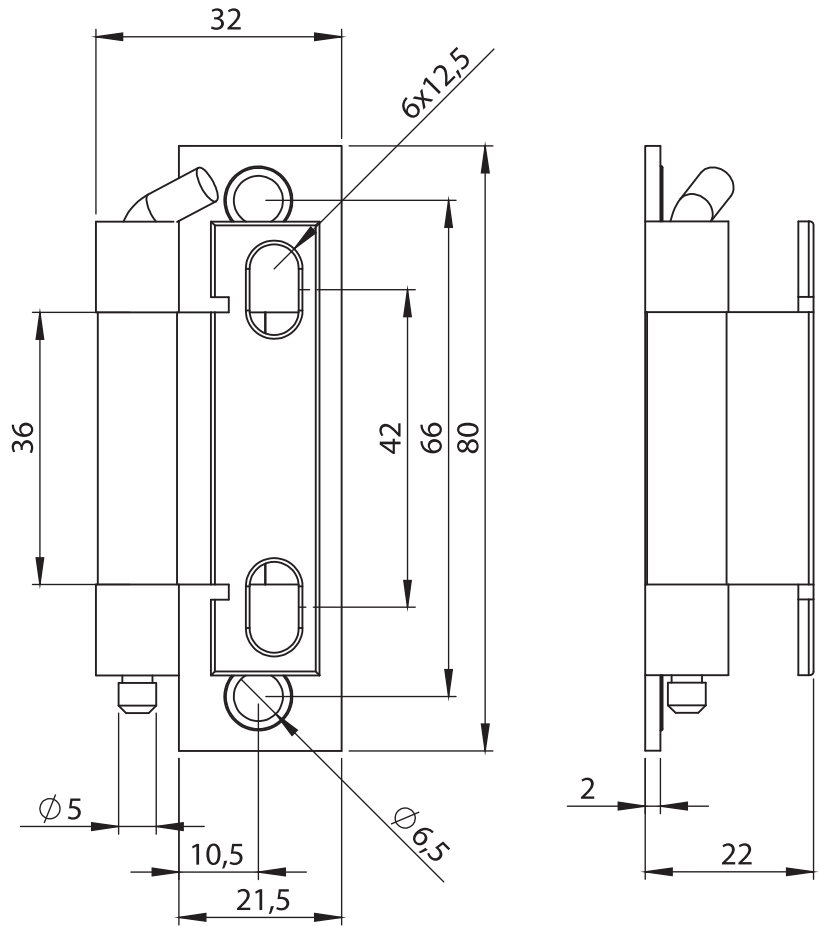
Stainless Steel Products

**Material**

- Housing** : Stainless Steel AISI 304
- Welding Part** : Stainless Steel AISI 304
- Pin** : Stainless Steel AISI 304

LH/RH





**Material**

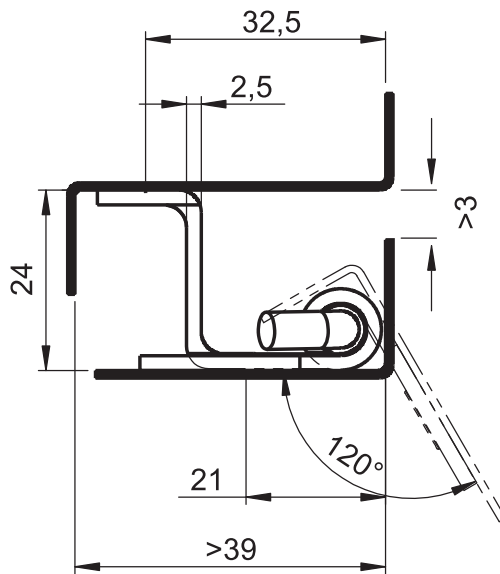
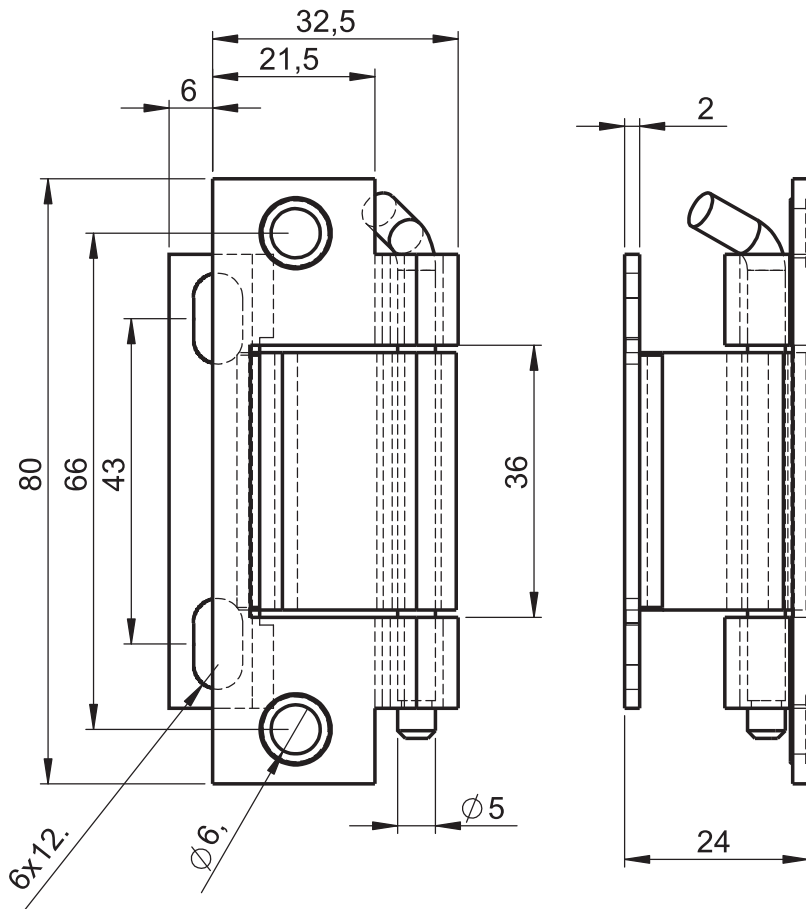
- Housing** : Stainless Steel AISI 304
- Welding Part** : Stainless Steel AISI 304
- Pin** : Stainless Steel AISI 304

3045 - 120° Concealed Hinge

|             |            |
|-------------|------------|
| Item Number | 3045 - 500 |
|-------------|------------|

LH/RH





3054 - 120° Concealed Hinge

|             |            |
|-------------|------------|
| Item Number | 3054 - 500 |
|-------------|------------|



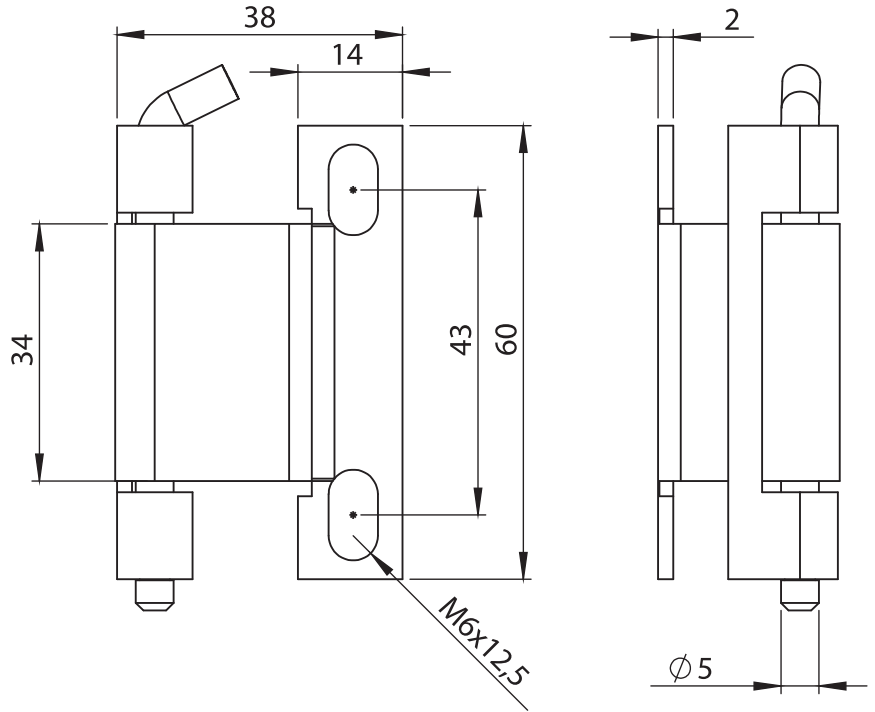
Stainless Steel Products

**Material**

- Housing** : Stainless Steel AISI 304
- Welding Part** : Stainless Steel AISI 304
- Pin** : Stainless Steel AISI 304

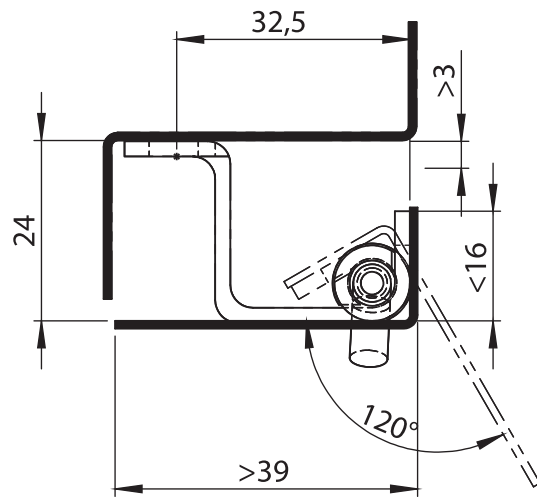
LH/RH





**Material**

- Housing** : Stainless Steel AISI 304
- Welding Part** : Stainless Steel AISI 304
- Pin** : Stainless Steel AISI 304

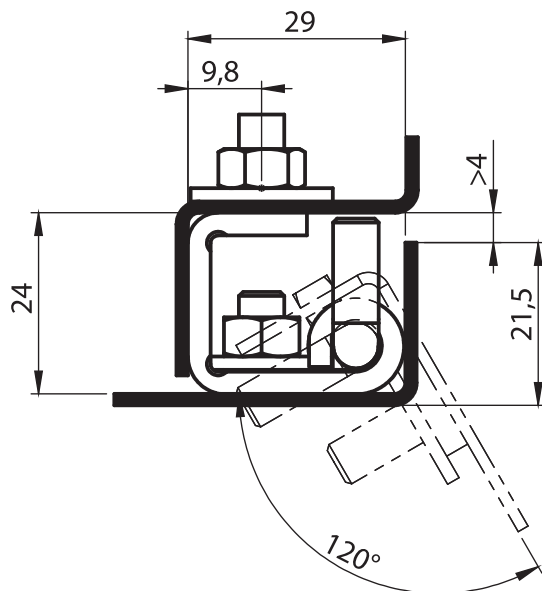
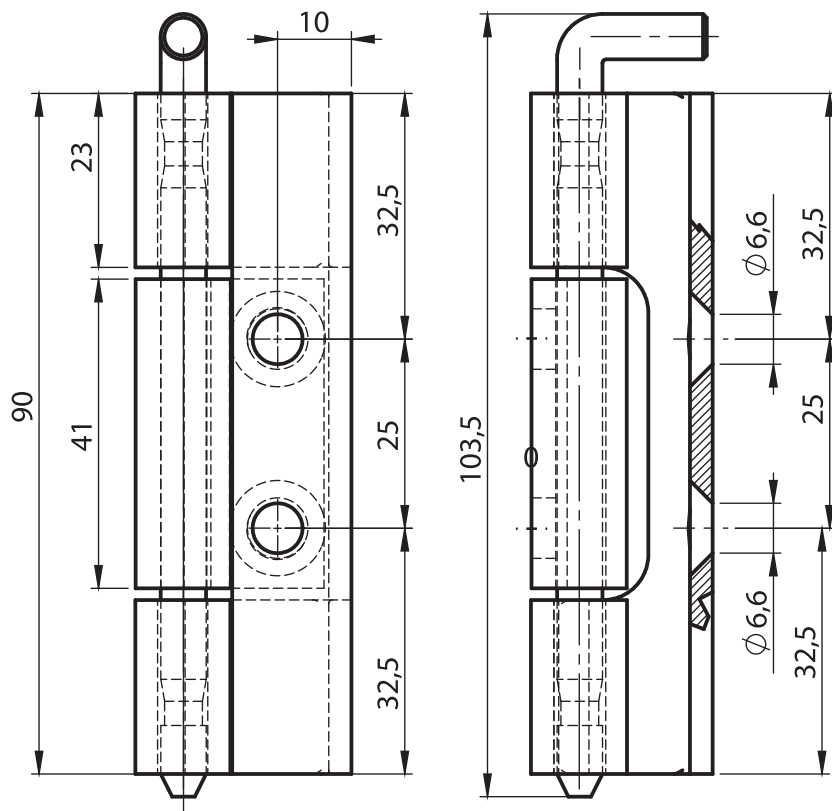


3044 - 120° Concealed Hinge

|             |            |
|-------------|------------|
| Item Number | 3044 - 500 |
|-------------|------------|

LH/RH





3026 - 120° Concealed Hinge

|             |            |
|-------------|------------|
| Item Number | 3026 - 500 |
|-------------|------------|



Stainless Steel Products

**Material**

**Housing** : Stainless Steel AISI 304

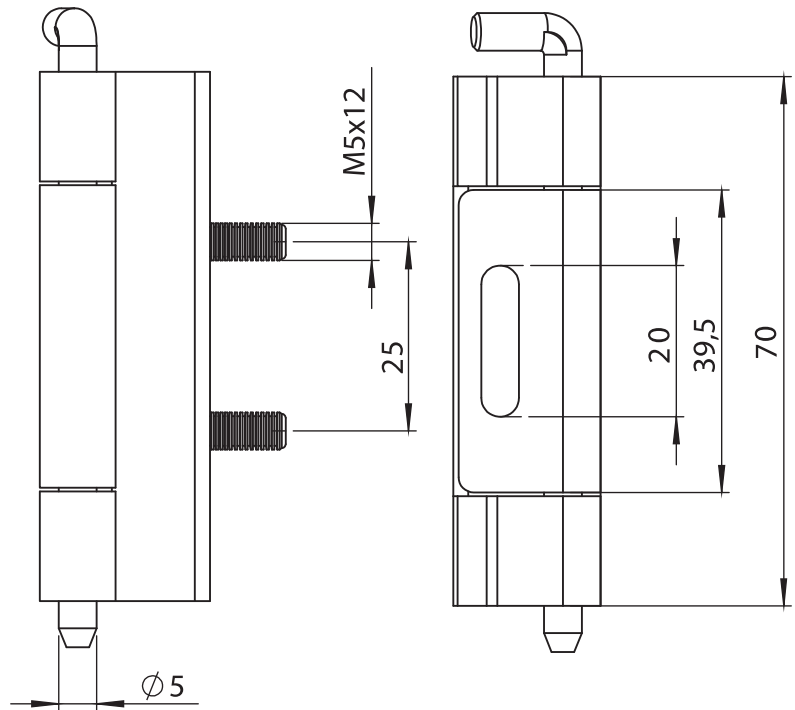
**Welding Part** : Stainless Steel AISI 304

**Pin** : Stainless Steel AISI 304

LH/RH



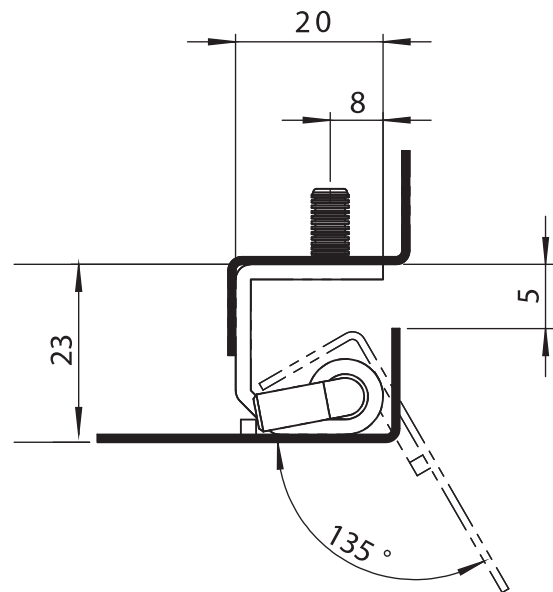
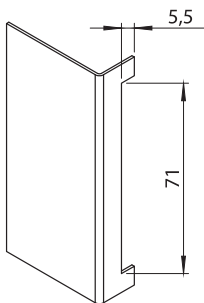




**Material**

- Housing** : Stainless Steel AISI 304
- Welding Part** : Stainless Steel AISI 304
- Pin** : Stainless Steel AISI 304

**Cut out on the door**

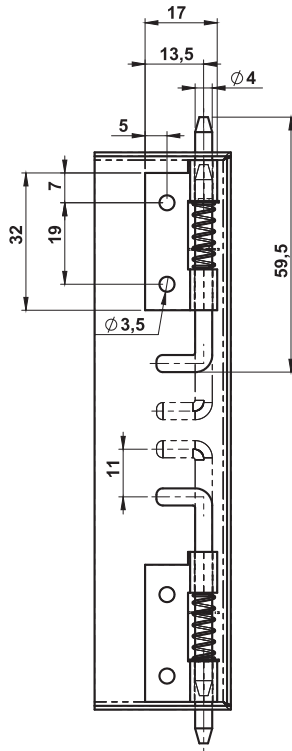


3047 - 135° Concealed Hinge

|             |            |
|-------------|------------|
| Item Number | 3047 - 500 |
|-------------|------------|

LH/RH





**3023 - 120° Concealed Hinge**

|             | RH         | LH         |
|-------------|------------|------------|
| Item Number | 3023 - 501 | 3024 - 502 |

**3023  
120° Concealed Hinge**

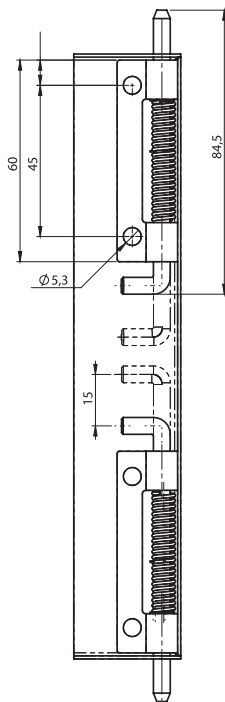


**Material**

Stainless Steel AISI 304

Stainless Steel Products

LH/RH



**3025 - 120° Concealed Hinge**

|             | RH         | LH         |
|-------------|------------|------------|
| Item Number | 3025 - 501 | 3027 - 502 |

**3025  
120° Concealed Hinge**

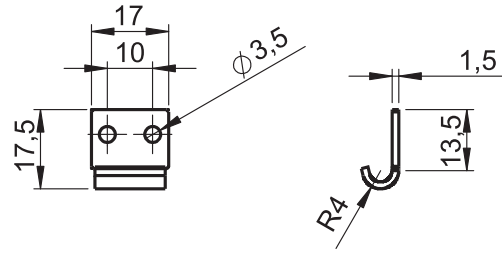
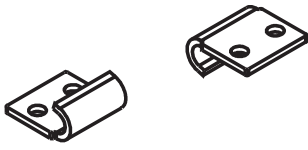


**Material**

Stainless Steel AISI 304

LH/RH

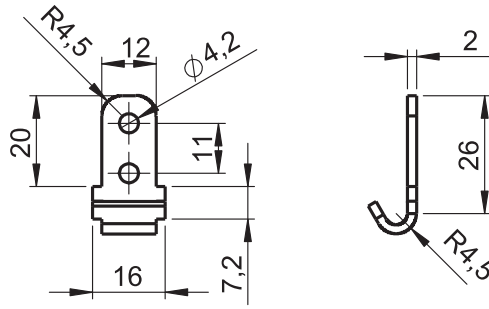
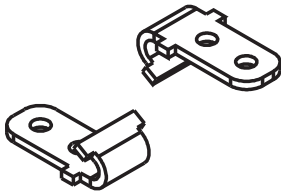




Material: Stainless Steel AISI 304

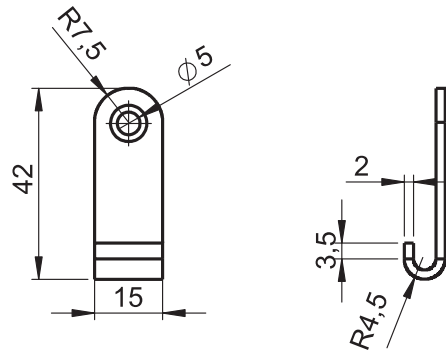
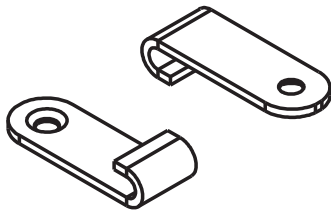
|             |            |
|-------------|------------|
| Item Number | 7400 - 501 |
|-------------|------------|

Stainless Steel Products



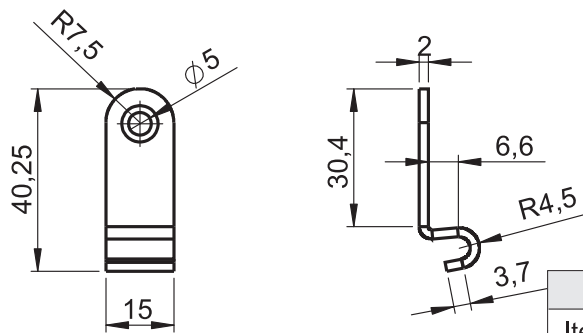
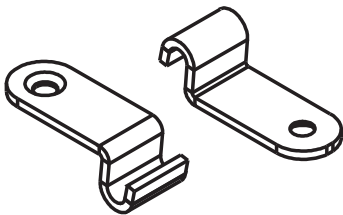
Material: Stainless Steel AISI 304

|             |            |
|-------------|------------|
| Item Number | 7400 - 502 |
|-------------|------------|



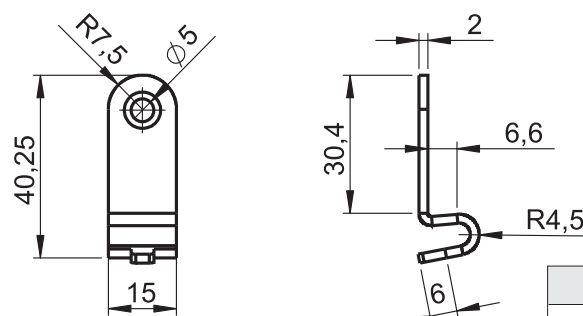
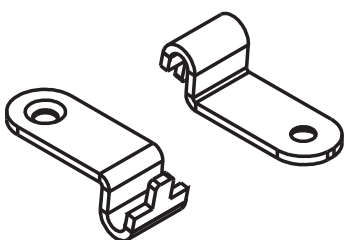
Material: Stainless Steel AISI 304

|             |            |
|-------------|------------|
| Item Number | 7400 - 509 |
|-------------|------------|



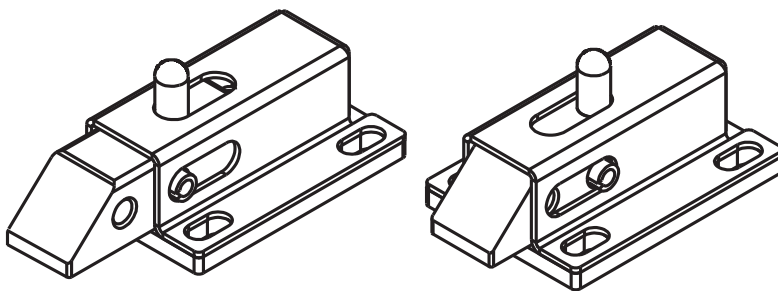
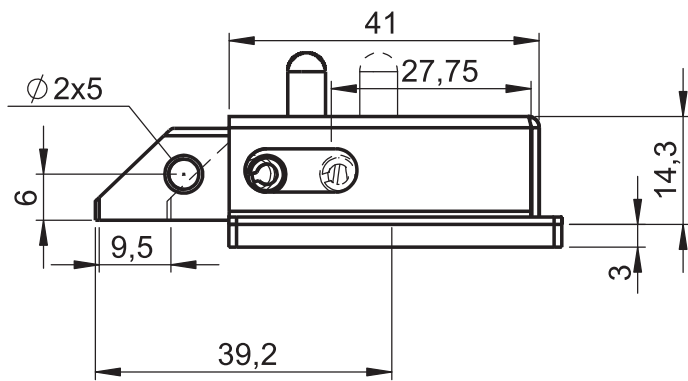
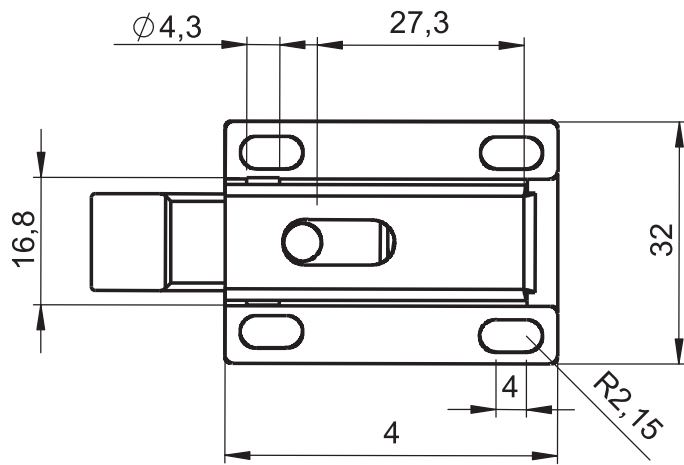
Material: Stainless Steel AISI 304

|             |            |
|-------------|------------|
| Item Number | 7400 - 508 |
|-------------|------------|



Material: Stainless Steel AISI 304

|             |          |
|-------------|----------|
| Item Number | 7400-504 |
|-------------|----------|



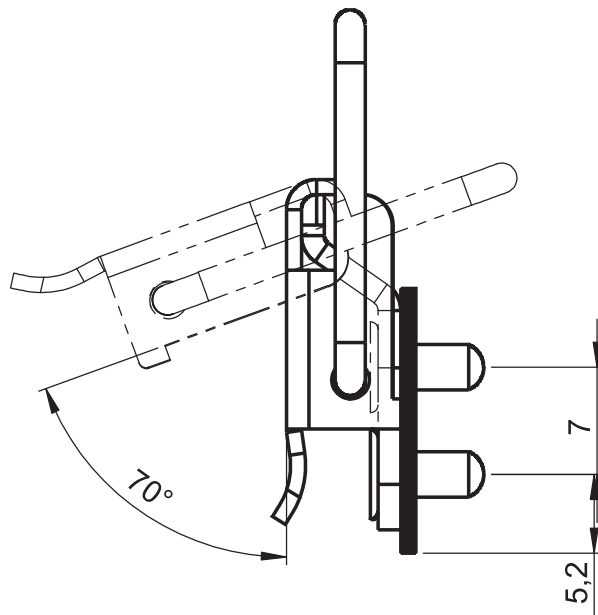
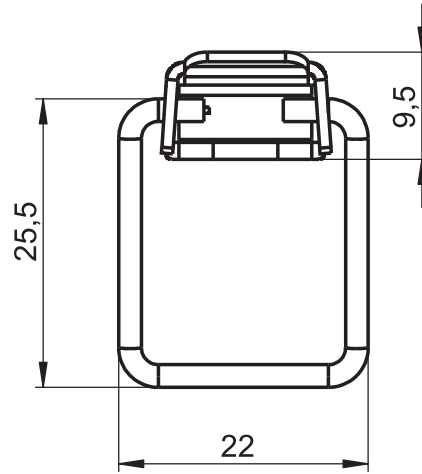
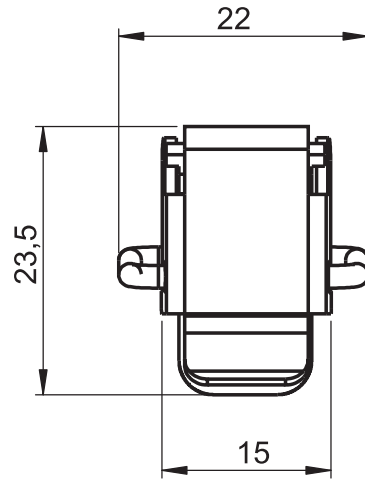
Stainless Steel Products

**Material**

Stainless Steel AISI 304

**7405 - Latch**

|             |            |
|-------------|------------|
| Item Number | 7405 - 500 |
|-------------|------------|



**Material**

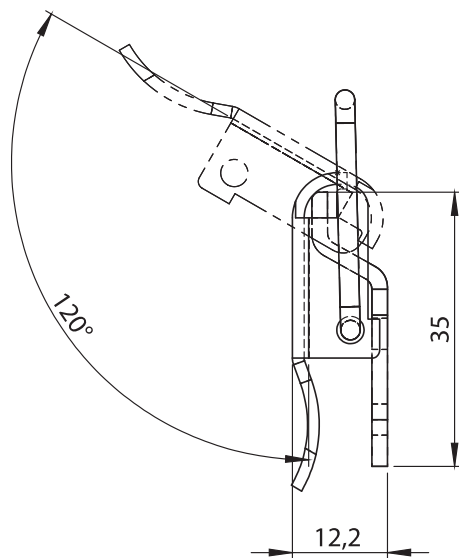
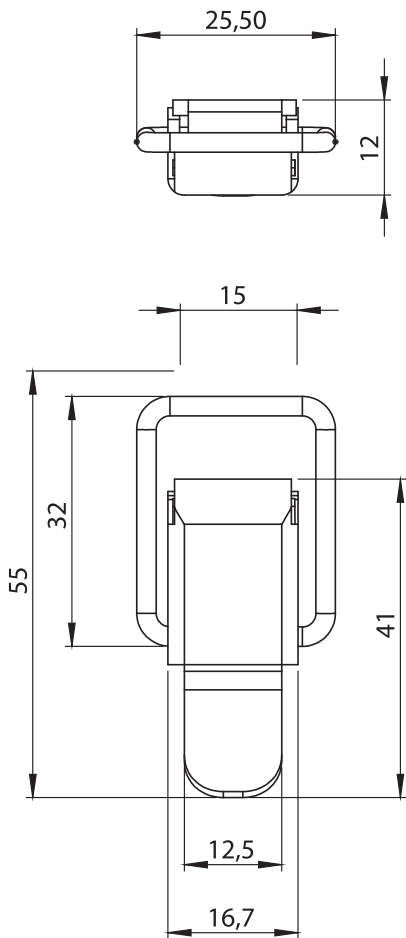
Stainless Steel AISI 304

**Options**

Catchers: Page 364

7407 - Toggle Latch

|             |            |
|-------------|------------|
| Item Number | 7407 - 500 |
|-------------|------------|



7403 - Toggle Latch

|             |            |
|-------------|------------|
| Item Number | 7403 - 500 |
|-------------|------------|



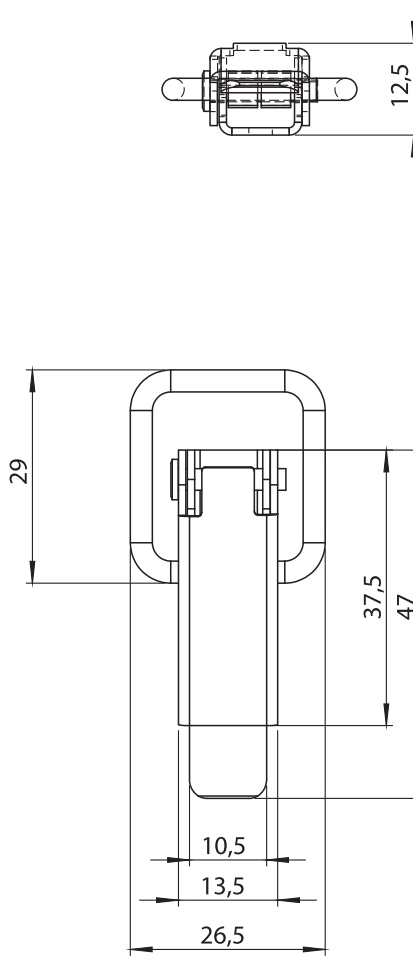
Stainless Steel Products

**Material**

Stainless Steel AISI 304

**Options**

**Catchers:** Page 364

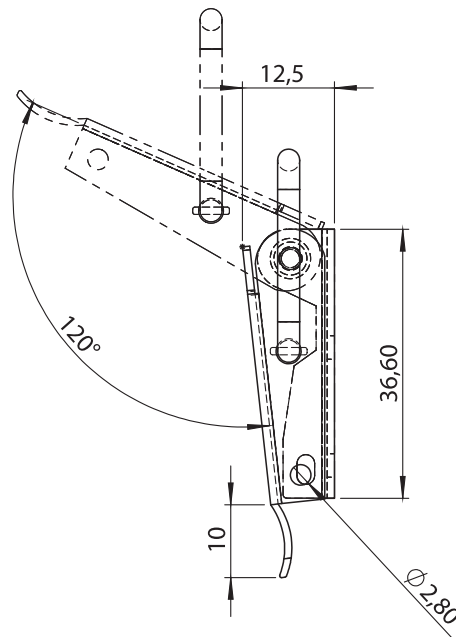


**Material**

Stainless Steel AISI 304

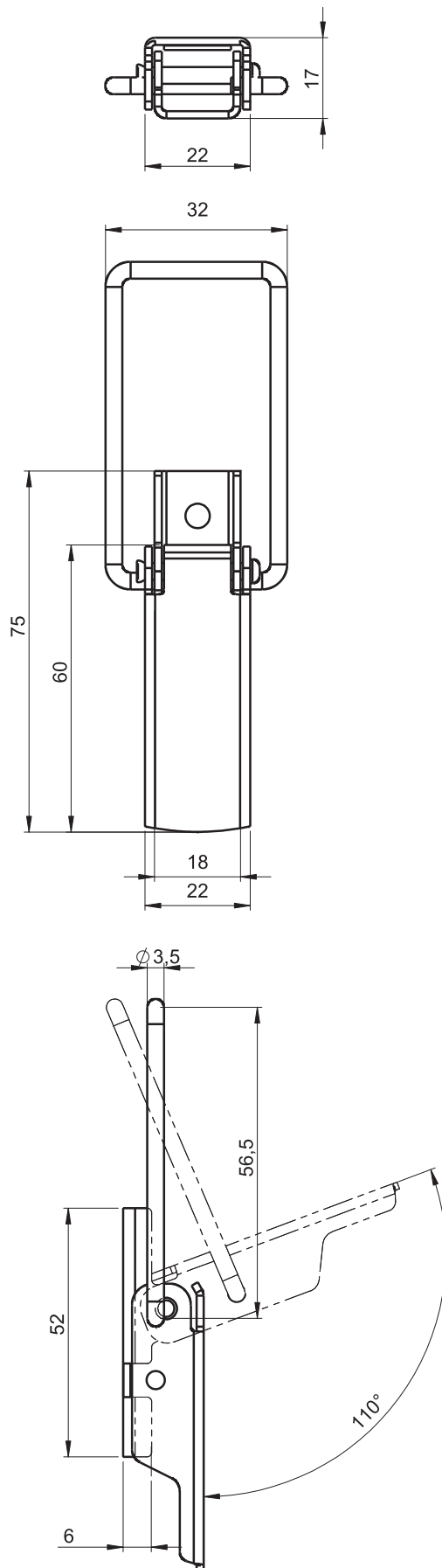
**Options**

Catchers: Page 364



**7406 - Toggle Latch**

|             |            |
|-------------|------------|
| Item Number | 7406 - 500 |
|-------------|------------|



7404 - Toggle Latch

|             |            |
|-------------|------------|
| Item Number | 7404 - 500 |
|-------------|------------|



Stainless Steel Products

**Material**

Stainless Steel AISI 304

**Options**

**Catchers:** Page 364

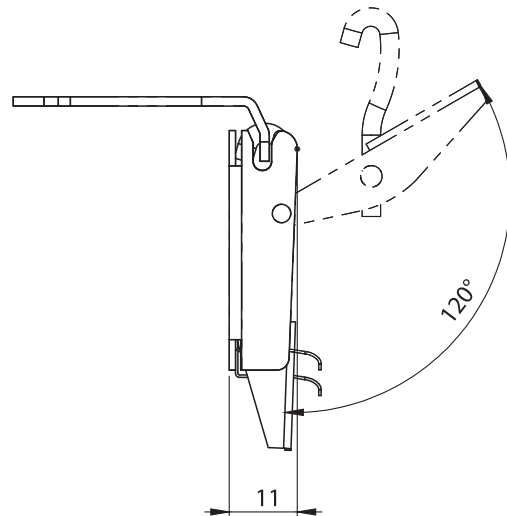
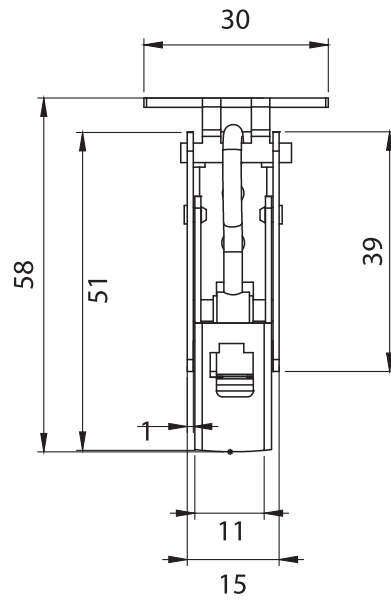
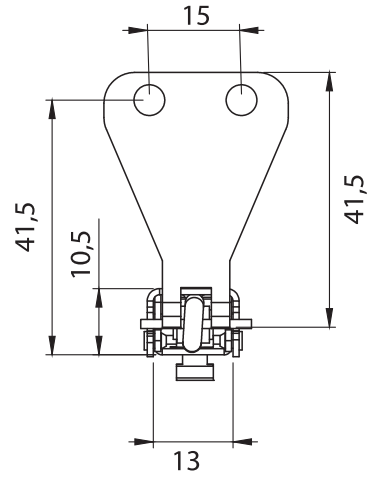




**Material**

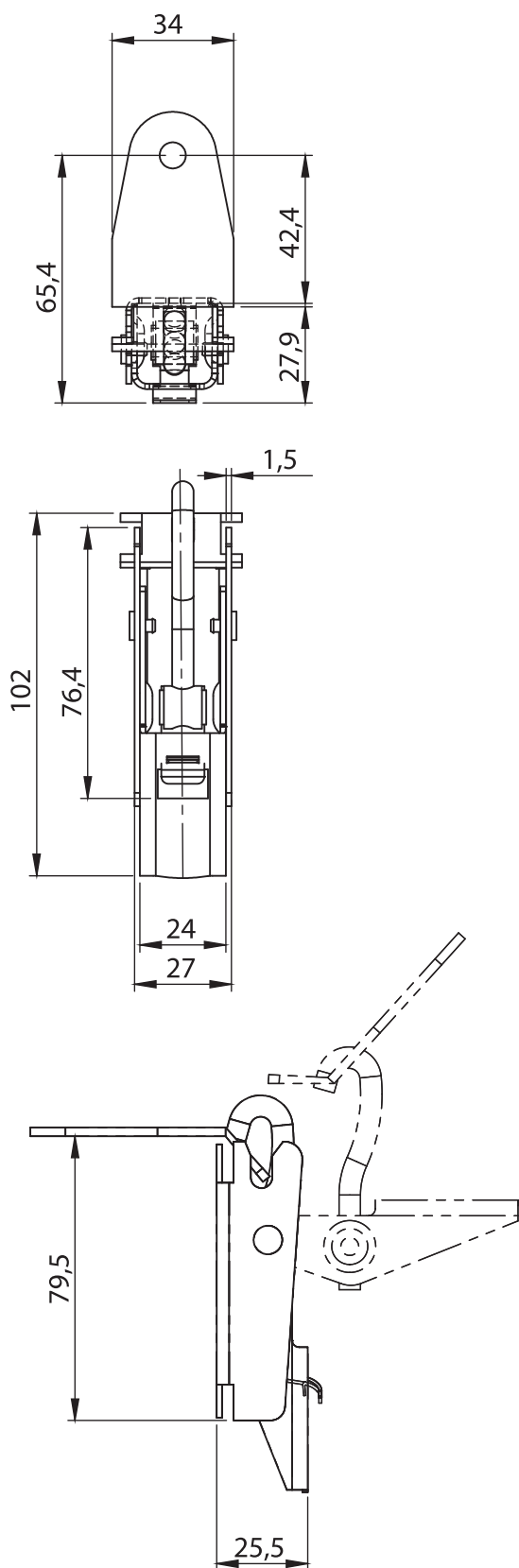
Stainless Steel AISI 304

- Catcher included in the code



**7401 - Latch**

|             |            |
|-------------|------------|
| Item Number | 7401 - 500 |
|-------------|------------|



**7402 - Latch**

|             |            |
|-------------|------------|
| Item Number | 7402 - 500 |
|-------------|------------|



Stainless Steel Products

**Material**

Stainless Steel AISI 304

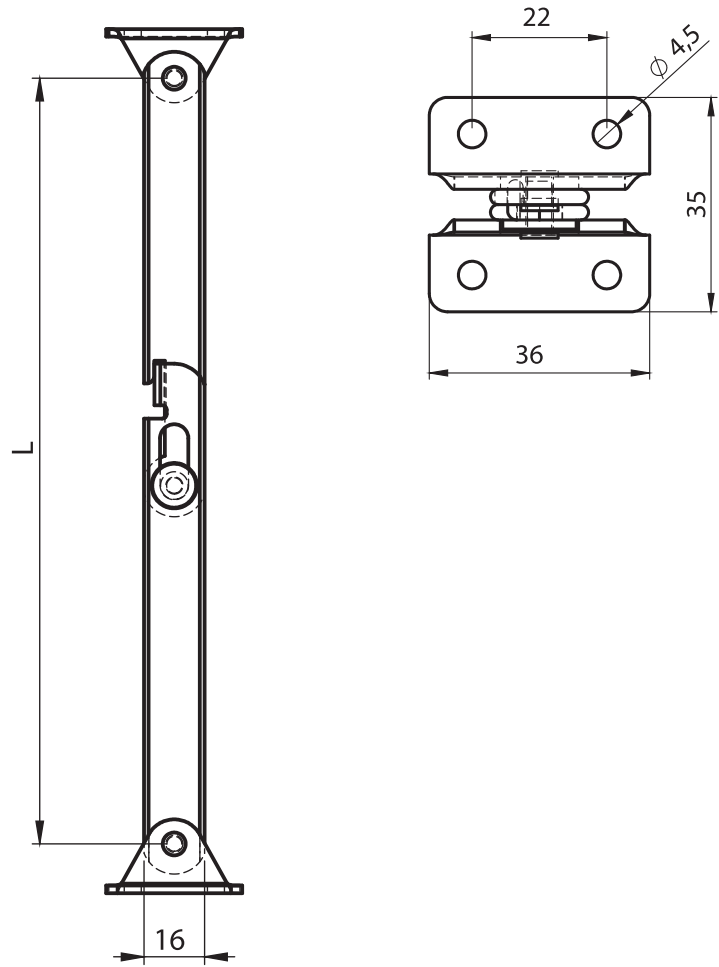
- Catcher included in the code

Stainless Steel Products

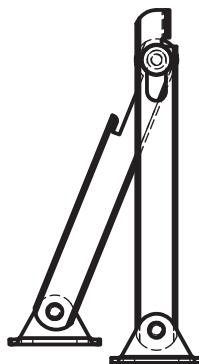


**Material**

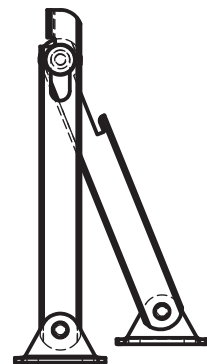
Stainless steel, AISI 304



LEFT



RIGHT

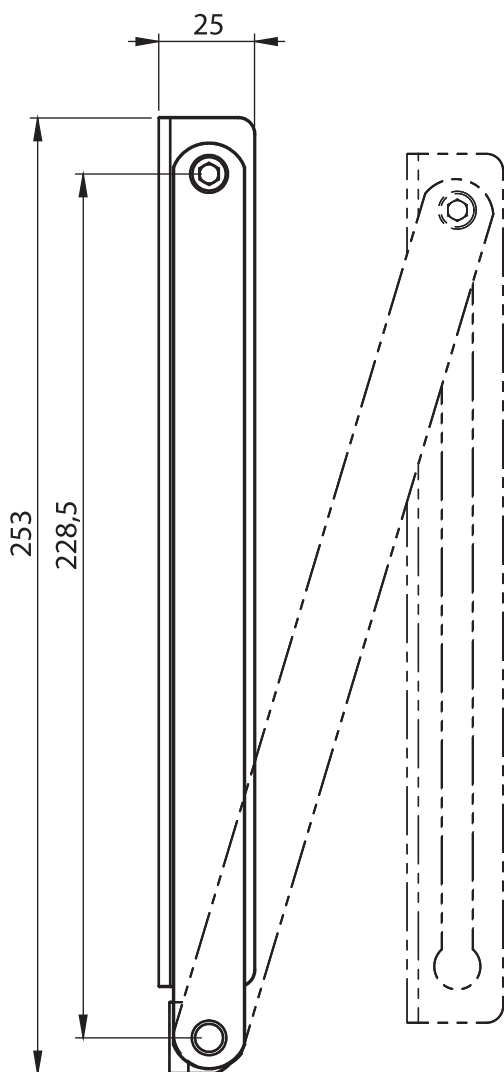


7531 - Cover Stray

| Item Number | L   | Right-Left |
|-------------|-----|------------|
| 7531 - 501  | 292 | Right      |
| 7531 - 502  | 292 | Left       |
| 7534 - 501  | 202 | Right      |
| 7534 - 502  | 202 | Left       |
| 7532 - 501  | 135 | Right      |
| 7532 - 502  | 135 | Left       |

RH

LH



Stainless Steel Products

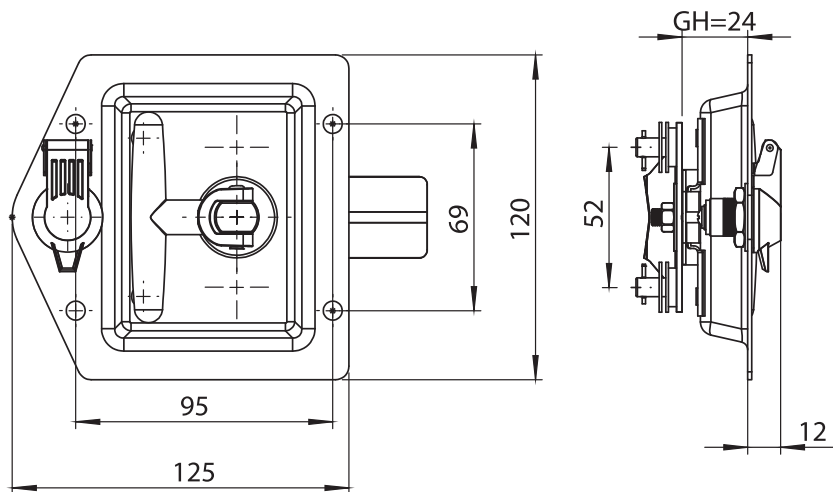

### Material

Stainless Steel AISI 304

### 7533 - Cover Stay

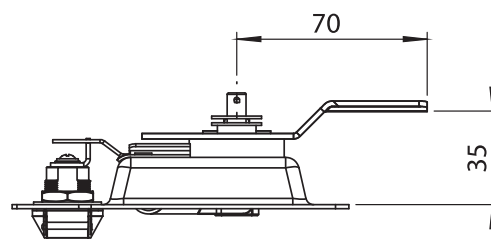
|             |            |
|-------------|------------|
| Item Number | 7533 - 500 |
|-------------|------------|

LH/RH

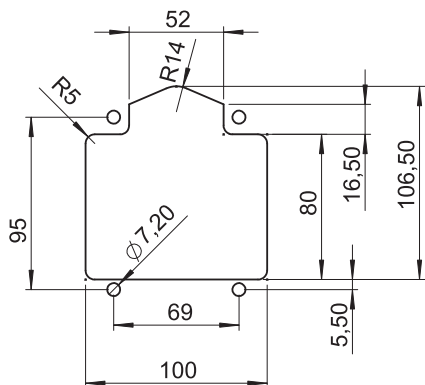


**Material**

Stainless Steel AISI 304



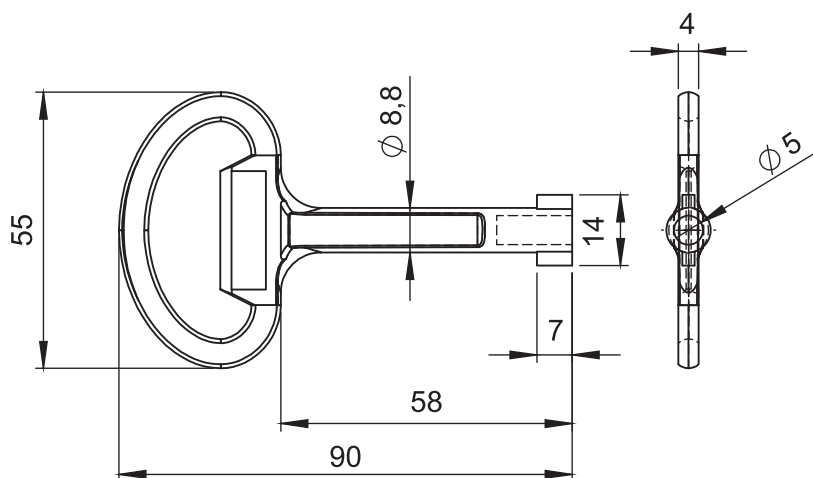
**Cut Out**



IP 65  LH/RH

**7755 - Cabinet Lock**

| Cylinder Type | Item Number |
|---------------|-------------|
| Keyed Alike   | 7755 - 027  |



5000 - Keys

|             | Double Bit 3mm | Double Bit 5mm |
|-------------|----------------|----------------|
| Item Number | 5000 - 511     | 5000 - 512     |

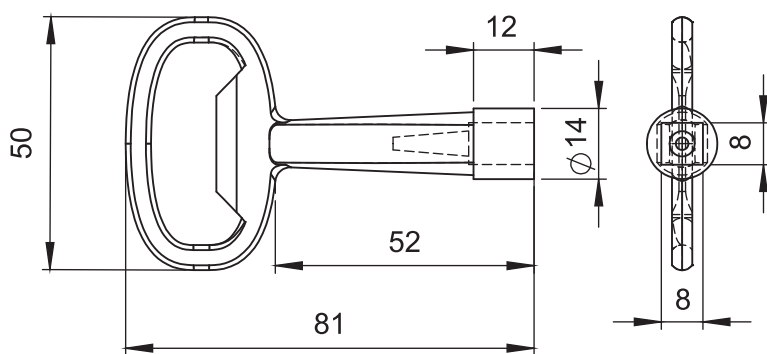
5000  
Keys



Stainless Steel Products

Material

Stainless Steel AISI 304



5000 - Keys

|                 | Item Number |
|-----------------|-------------|
| Triangular 7 mm | 5000 - 519  |
| Triangular 8 mm | 5000 - 513  |
| Sqaure 7 mm     | 5000 - 520  |
| Square 8 mm     | 5000 - 514  |


5000  
Keys



Material

Stainless Steel AISI 304

# 15- Power Distribution Units (PDU)



Page 383



Page 384



Page 387



Page 388



Page 388



Page 391



Page 392




Page 393



Page 391

## **Power Distribution Units (PDU)**



**8090 - 106**  
**19" 1U, 6 Sockets, MCB (2P)**



## POWER DISTRIBUTION UNITS (PDU)

### General Specifications

|   |   |
|---|---|
| <b>Product definition</b>                       | : 19" 1U PDU  |
| <b>Nominal rated load current &amp; voltage</b> | : 16 A, 250 V AC  |
| <b>Maximum power</b>                            | : 3500 W  |
| <b>Housing</b>                                  | : Anodized aluminium profile (resistant against corrosion and impact-resistant) - grounded  |
| <b>Socket</b>                                   | : 45 degree inclined socket with earthing contact (German type)                             |
| <b>Power Supply Cable</b>                       | : 2.0 mt 3x1,5 mm <sup>2</sup> black with UPS plug and earthing contact (TSE, CE approved)  |
| <b>Voltage contacts</b>                         | : Brass, corrosion resistant and maximum current conductive                                 |
| <b>Earthing contact connection piece</b>        | : Brass, corrosion resistant and maximum current conductive                                 |
| <b>Earthing contacts</b>                        | : Brass, corrosion resistant and maximum current conductive                                 |
| <b>Plastic covers</b>                           | : Impact-resistant, compatible with Glow-Wire Test (850 °C) and Ball Pressure Test (125 °C) |
| <b>Closed ending covers</b>                     | : Steel, impact-resistant   |
| <b>Power Supply Cable Fibres</b>                | : Connected to voltage and earthing contact in solder / spot welding                        |
| <b>Mounting brackets</b>                        | : Steel, electrostatic painted (at both sides)  |
| <b>Standart</b>                                 | : TS IEC 60884-1 and TS 40  |
| <b>Protection level</b>                         | : IP 20 (protection against objects sized more than 12 mm)                                  |
| <b>Dimension</b>                                | : 44 x 44 x 445 mm (H x W x L)  |

### Dimensions

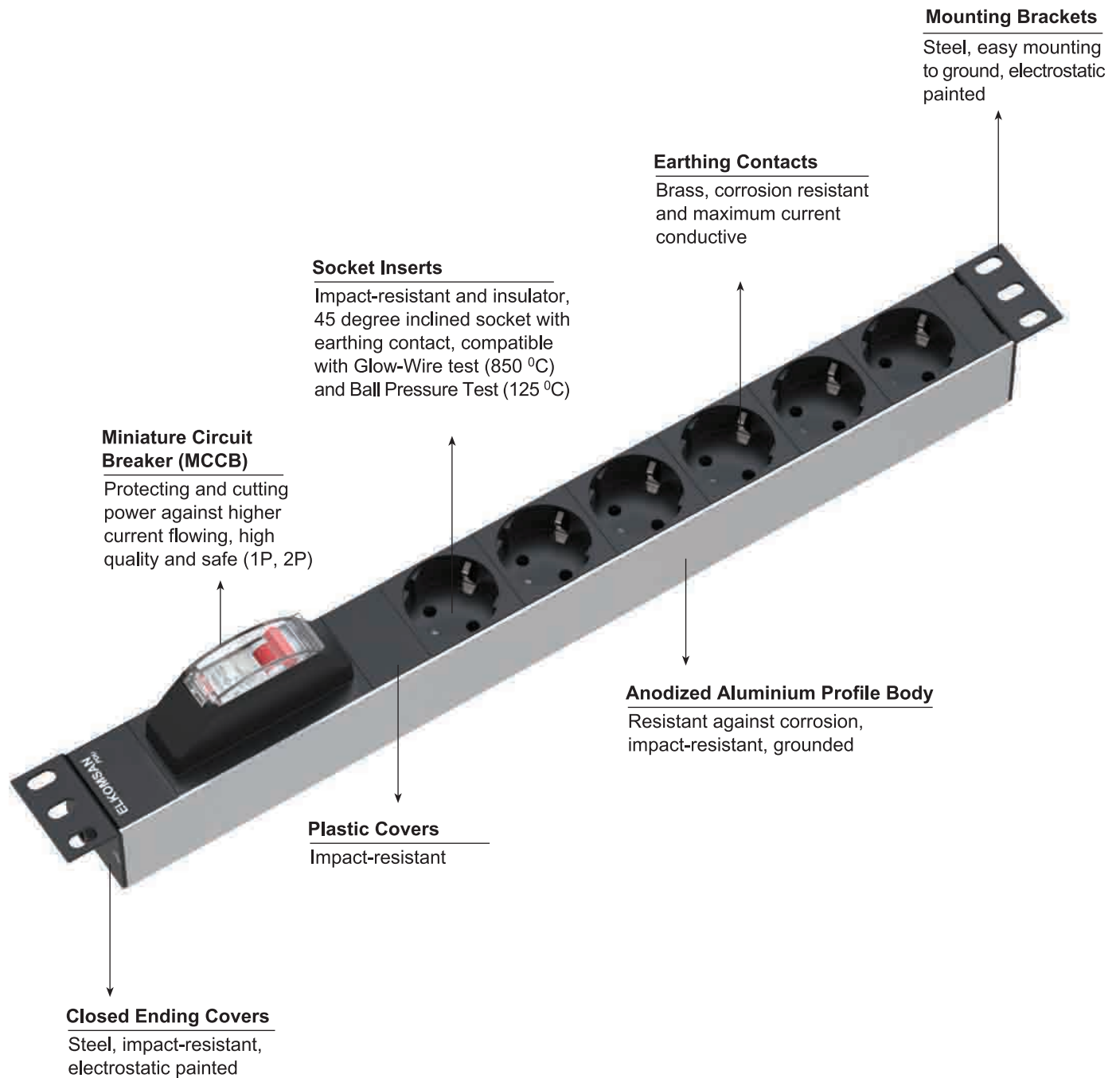
|           |            |
|-----------|------------|
| <b>1"</b> | : 2,54 cm  |
| <b>1U</b> | : 44,45 cm |



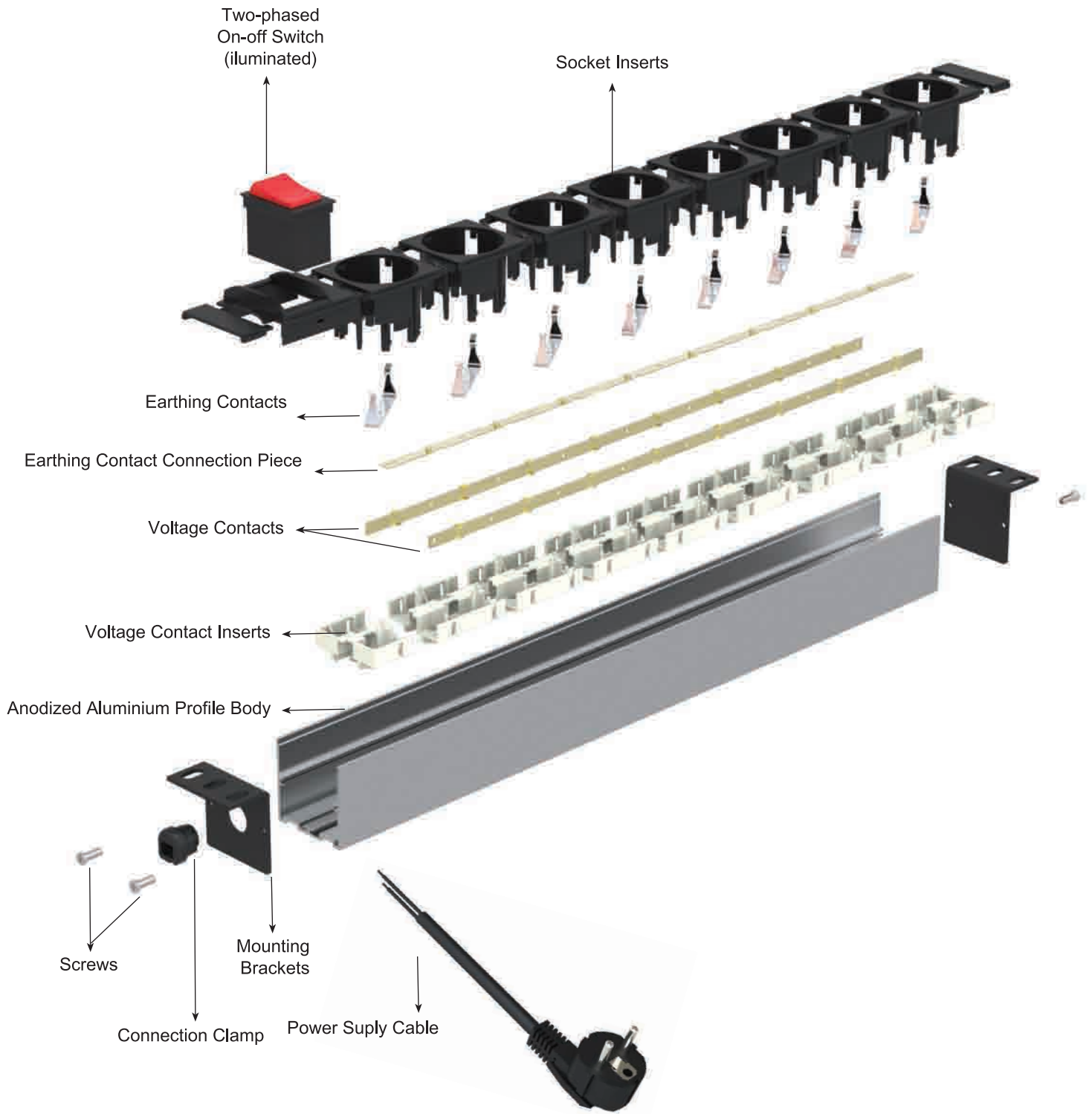
### Optional

- 1,5U and 2U
- Modular type allowing 3 to 35 sockets
- Child lock
- Two-phased on-off switch (illuminated)
- Miniature circuit breaker (MCB) (1P, 2P)
- C13, C14, C19, C20 types of sockets and plugs (IEC 320, BS 1363)
- Cordless
- Cord with 3x1, 3x2,5, 3x4, 3x6, 5x2,5, 5x4, 5x6 mm<sup>2</sup> (.....)
- Surge protection
- Overload protection
- Overload protection with reset on-off switch
- Powermeter (watching kWh active energy)
- Powermeter (watching kWh active energy and RS-485 communication)

## POWER DISTRIBUTION UNITS (PDU)



# POWER DISTRIBUTION UNITS (PDU)



## SURGE PROTECTED PDU

### 19" 1U PDU

Electronic and electrical appliances may get damages or destroyed caused by surge voltages, mains interruptions, lightning strikes etc.

ELKOMSAN Surge Protected PDU filters voltage impact shocks up to the limits specified below and safely protects the appliances plugged into its' sockets.



### Product Specifications

|  |                          |
|--|--------------------------|
| Nominal Voltage                                  | : 230 V AC               |
| Maximum Continuous Operating Voltage             | : 300 V AC               |
| Nominal Rated Load Current                       | : 16 A                   |
| Nominal Impulse Discharge Current (8/20 $\mu$ s) | : 4,5 kA                 |
| Maximum Impulse Discharge Current (8/20 $\mu$ s) | : 10 kA                  |
| Impulse Life (10x1000 $\mu$ s) 300hits           | : 100 A                  |
| Lightning Impulse Current (10/350 $\mu$ s)       | : 10 kA                  |
| Voltage protection level                         | : < 1,5 kA               |
| Voltage Protection Level (1kA 8/20 $\mu$ s)      | : 650 V - 900 V          |
| Operating Temperature Range                      | : (- 25 °C) to (+ 85 °C) |

## POWER DISTRIBUTION UNITS (PDU) PRODUCT RANGE

### 19" 1U PDU


- Standard (socket)
- UPS
- Two-phased On-Off Switch (illuminated)
- Miniature Circuit Breakers (MCB) (1P)
- Overload Protection
- Overload Protection by Reset On-Off Switch (illuminated)
- Two-phased On-Off Switch (illuminated) and Surge Protection
- Overload Protection Switch and Surge Protection
- Overload Protection and Surge Protection
- Miniature Circuit Breakers (MCB) (2P)
- Powermeter (kWh)
- Powermeter (kWh) and Miniature Circuit Breaker (1P)
- Powermeter (kWh) and RS-485 Communication (by Modbus based program)
- Powermeter (kWh), RS-485 Communication (by Modbus based program) and Miniature Circuit Breaker (1P)



### 19" 1U PDU

#### C13 and C19 Sockets (IEC 320)

- C13 socket (IEC 320)
- C19 socket (IEC 320)
- C13 socket (IEC 320) and Miniature Circuit Breaker (MCB)



### 19" 1U PDU

#### Special Solutions

- 12 sockets
- 9 sockets, Overload Protection
- 6+6+6 sockets
- 9+9 sockets and Miniature Circuit Breaker (MCB) (2P)
- 10+10 sockets and Miniature Circuit Breaker (MCB) (2P)
- 12+12+12 sockets
- 6+6+6 C13 plugs (IEC 320)
- 12+12+12 plugs C13 (IEC 320) and 2+2+2 plugs C19 (IEC 320)



### 1,5U PDU

- Standard (socket)
- Two-phased On-Off Switch (illuminated)
- 6 sockets and Overload Protection
- 6 Sockets, Two-phased On-off Switch (illuminated) and Overload Protection
- Overload Protection and Surge Protection
- Overload Protection, Surge Protection and Two-phased On-Off Switch (illuminated)



### 19" 2U PDU

- 9 sockets and Miniature Circuit Breaker (1P)
- 9 sockets and Miniature Circuit Breaker (2P)



**PDU - 19" 1U**  
Standart


Anodized aluminium profile body  
16 A, 250 V AC (50-60 Hz)  
Maximum power 3500 W  
Earthing contact socket outlet  
(German type)  
Socket inserts set at 45°  
2 mt. 3x1,5 mm<sup>2</sup>, earthed cord, black  
IP 20

TS IEC 60884-1 and TS 40

| Item Number | Specification |
|-------------|---------------|
| 8010 - 106  | 6 sockets     |
| 8010 - 107  | 7 sockets     |
| 8010 - 108  | 8 sockets     |
| 8010 - 109  | 9 sockets     |

### Optional

- C13, C14, C19, C20 types of socket inserts and plugs (IEC 320, BS 1363)
- Cordless
- Child lock



**PDU - 19" 1U**  
UPS


Anodized aluminium profile body  
16 A, 250 V AC (50-60 Hz)  
Maximum power 3500 W  
Earthing contact socket outlets  
(German type)  
Socket insert UPS  
Socket inserts set at 45°  
2 mt. 3x1,5 mm<sup>2</sup>, earthed cord, black  
IP 20

TS IEC 60884-1 and TS 40

| Item Number | Specification  |
|-------------|----------------|
| 8010 - 206  | 6 sockets, UPS |
| 8010 - 207  | 7 sockets, UPS |
| 8010 - 208  | 8 sockets, UPS |
| 8010 - 209  | 9 sockets, UPS |

### Optional

- C13, C14, C19, C20 types of socket inserts and plugs (IEC 320, BS 1363)
- Cordless
- Child lock



**PDU - 19" 1U**  
Two-phased On-Off Switch (illuminated)

Anodized aluminium profile body  
16 A, 250 V AC (50-60 Hz)  
Maximum power 3500 W  
Earthing contact socket outlets  
(German type)  
Two-phased on-Off switch (illuminated)  
Socket inserts set at 45°  
2 mt. 3x1,5 mm<sup>2</sup>, earthed cord, black  
IP 20

TS IEC 60884-1 and TS 40

| Item Number | Specification            |
|-------------|--------------------------|
| 8020 - 105  | 5 sockets, On-off switch |
| 8020 - 106  | 6 sockets, On-off switch |
| 8020 - 107  | 7 sockets, On-off switch |
| 8020 - 108  | 8 sockets, On-off switch |

### Optional

- C13, C14, C19, C20 types of socket inserts and plugs (IEC 320, BS 1363)
- Cordless
- Child lock



**PDU - 19" 1U**  
**Miniature Circuit Breaker (MCB) (1P)**

Anodized aluminium profile body  
16 A, 250 V AC (50-60 Hz)  
Maximum power 3500 W  
Earthing contact socket outlets  
(German type)  
Miniature circuit breaker (MCB) (1P)  
Socket inserts set at 45°  
2 mt. 3x1,5 mm², earthed cord, black  
IP 20

TS IEC 60884-1 and TS 40

| Item Number | Specification       |
|-------------|---------------------|
| 8080 - 103  | 3 sockets, MCB (1P) |
| 8080 - 104  | 4 sockets, MCB (1P) |
| 8080 - 105  | 5 sockets, MCB (1P) |
| 8080 - 106  | 6 sockets, MCB (1P) |

**Optional**

- C13, C14, C19, C20 types of socket inserts and plugs (IEC 320, BS 1363)
- Cordless
- Child lock



**PDU - 19" 1U**  
**Overload Protection**

Anodized aluminium profile body  
16 A, 250 V AC (50-60 Hz)  
Maximum power 3500 W  
Earthing contact socket outlets  
(German type)  
Overload protection  
Socket inserts set at 45°  
2 mt. 3x1,5 mm², earthed cord, black  
IP 20

TS IEC 60884-1 and TS 40

| Item Number | Specification                  |
|-------------|--------------------------------|
| 8030 - 105  | 5 sockets, Overload protection |
| 8030 - 106  | 6 sockets, Overload protection |
| 8030 - 107  | 7 sockets, Overload protection |
| 8030 - 108  | 8 sockets, Overload protection |

**Optional**

- C13, C14, C19, C20 types of socket inserts and plugs (IEC 320, BS 1363)
- Cordless
- Child lock



**PDU - 19" 1U**  
**Overload Protection**  
**by Reset On-Off Switch**

Anodized aluminium profile body  
16 A, 250 V AC (50-60 Hz)  
Maximum power 3500 W  
Earthing contact socket outlets  
(German type)  
Overload Protection by Reset On-Off Switch  
Socket inserts set at 45°  
2 mt. 3x1,5 mm², earthed cord, black  
IP 20

TS IEC 60884-1 and TS 40

| Item Number | Specification                                  |
|-------------|--|
| 8040 - 105  | 5 sockets, Overload protection by reset on-off |
| 8040 - 106  | 6 sockets, Overload protection by reset on-off |
| 8040 - 107  | 7 sockets, Overload protection by reset on-off |
| 8040 - 108  | 8 sockets, Overload protection by reset on-off |

**Optional**

- C13, C14, C19, C20 types of socket inserts and plugs (IEC 320, BS 1363)
- Cordless
- Child lock





**PDU - 19" 1U**  
Two-phased On-Off Switch  
(illuminated), Surge Protection

Anodized aluminium profile body  
16 A, 250 V AC (50-60 Hz)  
Maximum power 3500 W  
Earthing contact socket outlets  
(German type)  
Two-phased on-Off switch (illuminated)  
Surge protection (page 381)  
Socket inserts set at 45°  
2 mt. 3x1,5 mm<sup>2</sup>, earthed cord, black  
IP 20

TS IEC 60884-1 and TS 40

| Item Number | Specification                              |
|-------------|--|
| 8050 - 104  | 4 sockets, On-off switch, Surge protection |
| 8050 - 105  | 5 sockets, On-off switch, Surge protection |
| 8050 - 106  | 6 sockets, On-off switch, Surge protection |

**Optional**

- C13, C14, C19, C20 types of socket inserts and plugs (IEC 320, BS 1363)
- Cordless
- Child lock



**PDU - 19" 1U**  
Overload Protection Switch  
Surge Protection

Anodized aluminium profile body  
16 A, 250 V AC (50-60 Hz)  
Maximum power 3500 W  
Earthing contact socket outlets  
(German type)  
Overload Protection Switch  
Surge protection  
Socket inserts set at 45°  
2 mt. 3x1,5 mm<sup>2</sup>, earthed cord, black  
IP 20

TS IEC 60884-1 and TS 40

| Item Number | Specification   |
|-------------|---|
| 8060 - 104  | 4 sockets, Overload protection switch, Surge protection |
| 8060 - 105  | 5 sockets, Overload protection switch, Surge protection |
| 8060 - 106  | 6 sockets, Overload protection switch, Surge protection |

**Optional**

- C13, C14, C19, C20 types of socket inserts and plugs (IEC 320, BS 1363)
- Cordless
- Child lock



**PDU - 19" 1U**  
Overload Protection  
Surge Protection

Anodized aluminium profile body  
16 A, 250 V AC (50-60 Hz)  
Maximum power 3500 W  
Earthing contact socket outlets  
(German type)  
Overload Protection  
Surge Protection  
Socket inserts set at 45°  
2 mt. 3x1,5 mm<sup>2</sup>, earthed cord, black  
IP 20

TS IEC 60884-1 and TS 40

| Item Number | Specification                                    |
|-------------|--|
| 8070 - 104  | 4 sockets, Overload protection, Surge protection |
| 8070 - 105  | 5 sockets, Overload protection, Surge protection |
| 8070 - 106  | 6 sockets, Overload protection, Surge protection |

**Optional**

- C13, C14, C19, C20 types of socket inserts and plugs (IEC 320, BS 1363)
- Cordless
- Child lock





**PDU - 19" 1U**  
Miniature Circuit Breaker (MCB) (2P)

Anodized aluminium profile body  
16 A, 250 V AC (50-60 Hz)  
Maximum power 3500 W  
Earthing contact socket outlets  
(German type)  
Miniature Circuit Breaker (MCB) (2P)  
Socket inserts set at 45°  
2 mt. 3x1,5 mm<sup>2</sup>, earthed cord, black  
IP 20

TS IEC 60884-1 and TS 40

| Item Number | Specification       |
|-------------|---------------------|
| 8090 - 103  | 3 sockets, MCB (2P) |
| 8090 - 104  | 4 sockets, MCB (2P) |
| 8090 - 105  | 5 sockets, MCB (2P) |
| 8090 - 106  | 6 sockets, MCB (2P) |

**Optional**

- C13, C14, C19, C20 types of socket inserts and plugs (IEC 320, BS 1363)
- Cordless
- Child lock



**PDU - 19" 1U**  
Powermeter (kWh Active Energy)

Anodized aluminium profile body  
16 A, 250 V AC (50-60 Hz)  
Maximum power 3500 W  
Earthing contact socket outlets  
(German type)  
Powermeter (kWh Active Energy)  
Socket inserts set at 45°  
2 mt. 3x1,5 mm<sup>2</sup>, earthed cord, black  
IP 20

TS IEC 60884-1 and TS 40

| Item Number | Specification         |
|-------------|-----------------------|
| 8230 - 103  | 3 sockets, Powermeter |
| 8230 - 104  | 4 sockets, Powermeter |
| 8230 - 105  | 5 sockets, Powermeter |
| 8230 - 106  | 6 sockets, Powermeter |

**Optional**

- C13, C14, C19, C20 types of socket inserts and plugs (IEC 320, BS 1363)
- Cordless
- Child lock



**PDU - 19" 1U**  
Powermeter (kWh Active Energy)  
Miniature Circuit Breaker (MCB) (1P)


Anodized aluminium profile body  
16 A, 250 V AC (50-60 Hz)  
Maximum power 3500 W  
Earthing contact socket outlets  
(German type)  
Powermeter (kWh Active Energy)  
Miniature Circuit Breaker (MCB) (1P)  
Socket inserts set at 45°  
2 mt. 3x1,5 mm<sup>2</sup>, earthed cord, black  
IP 20

TS IEC 60884-1 and TS 40

| Item Number | Specification                   |
|-------------|---------------------------------|
| 8240 - 103  | 3 sockets, Powermeter, MCB (1P) |
| 8240 - 104  | 4 sockets, Powermeter, MCB (1P) |
| 8240 - 105  | 5 sockets, Powermeter, MCB (1P) |
| 8240 - 106  | 6 sockets, Powermeter, MCB (1P) |

**Optional**

- C13, C14, C19, C20 types of socket inserts and plugs (IEC 320, BS 1363)
- Cordless
- Child lock



**PDU - 19" 1U**  
**Powermeter (kWh Active Energy)**  
**RS-485 Communication (W, V, A, PF, Var)**

Anodized aluminium profile body  
 16 A, 250 V AC (50-60 Hz)  
 Maximum power 3500 W  
 Earthing contact socket outlets (German type)  
 Powermeter (kWh Active Energy)  
 RS-485 Communication : W,V,A,PF,Var (Modbus based program needed)  
 Socket inserts set at 45°  
 2 mt. 3x1,5 mm<sup>2</sup>, earthed cord, black  
 IP 20

TS IEC 60884-1 and TS 40

| Item Number | Specification                               |
|-------------|---|
| 8250 - 103  | 3 sockets, Powermeter, RS-485 Communication |
| 8250 - 104  | 4 sockets, Powermeter, RS-485 Communication |
| 8250 - 105  | 5 sockets, Powermeter, RS-485 Communication |
| 8250 - 106  | 6 sockets, Powermeter, RS-485 Communication |

**Optional**

- C13, C14, C19, C20 types of socket inserts and plugs (IEC 320, BS 1363)
- Cordless
- Child lock



**PDU - 19" 1U**  
**Powermeter (kWh Active Energy)**  
**RS-485 Communication (W, V, A, PF, Var)**  
**Miniature Circuit Breaker (MCB) (1P)**

Anodized aluminium profile body  
 16 A, 250 V AC (50-60 Hz)  
 Maximum power 3500 W  
 Powermeter (kWh Active Energy)  
 RS-485 Communication : W,V,A,PF,Var (Modbus based program needed)  
 Miniature Circuit Breaker (MCB) (1P)  
 Socket inserts set at 45°  
 Earthing contact socket outlets (German type)  
 2 mt. 3x1,5 mm<sup>2</sup>, earthed cord, black  
 IP 20

TS IEC 60884-1 and TS 40

| Item Number | Specification   |
|-------------|---|
| 8260 - 104  | 3 sockets, Powermeter, RS-485 Communication, MCB (1P) |
| 8260 - 105  | 5 sockets, Powermeter, RS-485 Communication, MCB (1P) |
| 8260 - 106  | 6 sockets, Powermeter, RS-485 Communication, MCB (1P) |

**Optional**

- C13, C14, C19, C20 types of socket inserts and plugs (IEC 320, BS 1363)
- Cordless
- Child lock



**PDU - 19" 1U**  
C13 socket (IEC 320)

Anodized aluminium profile body  
16 A, 250 V AC (50-60 Hz)  
Maximum power 3500 W  
C13 Socket (IEC 320)  
2 mt. 3x1,5 mm<sup>2</sup>, earthed cord, black  
IP 20

TS IEC 60884-1 and TS 40

| Item Number | Specification           |
|-------------|-------------------------|
| 8100 - 106  | 6 C13 sockets (IEC 320) |
| 8100 - 107  | 7 C13 sockets (IEC 320) |
| 8100 - 108  | 8 C13 sockets (IEC 320) |
| 8100 - 109  | 9 C13 sockets (IEC 320) |

**Optional**

- Cordless
- Child lock



**PDU - 19" 1U**  
C19 socket (IEC 320)

Anodized aluminium profile body  
16 A, 250 V AC (50-60 Hz)  
Maximum power 3500 W  
C19 Socket (IEC 320)  
2 mt. 3x1,5 mm<sup>2</sup>, earthed cord, black  
IP 20

TS IEC 60884-1 and TS 40

| Item Number | Specification           |
|-------------|-------------------------|
| 8110 - 105  | 5 C19 sockets (IEC 320) |
| 8110 - 106  | 6 C19 sockets (IEC 320) |
| 8110 - 107  | 7 C19 sockets (IEC 320) |
| 8110 - 108  | 8 C19 sockets (IEC 320) |

**Optional**

- Cordless
- Child lock



**PDU - 19" 1U**  
C13 sockets (IEC 320)  
Miniature Circuit Breaker (MCB) (1P)

Anodized aluminium profile body  
16 A, 250 V AC (50-60 Hz)  
Maximum power 3500 W  
C13 sockets (IEC 320)  
Miniature Circuit Breaker (MCB) (1P)  
2 mt. 3x1,5 mm<sup>2</sup>, earthed cord, black  
IP 20

TS IEC 60884-1 and TS 40

| Item Number | Specification                     |
|-------------|-----------------------------------|
| 8270 - 103  | 3 C13 (IEC 320) sockets, MCB (1P) |
| 8270 - 104  | 4 C13 (IEC 320) sockets, MCB (1P) |
| 8270 - 105  | 5 C13 (IEC 320) sockets, MCB (1P) |
| 8270 - 106  | 6 C13 (IEC 320) sockets, MCB (1P) |

**Optional**

- Cordless
- Child lock



**PDU - 1U**  
**12 sockets (German type)**

Anodized aluminium profile body  
16 A, 250 V AC (50-60 Hz)  
Maximum power 3500 W  
12 earthing socket outlets (German type)  
Socket inserts set at 45°  
2 mt. 3x1,5 mm<sup>2</sup>, earthed cord, black  
IP 20

TS IEC 60884-1 and TS 40

| Item Number | Specification |
|-------------|---------------|
| 8120 - 112  | 12 sockets    |

**Optional**

- C13, C14, C19, C20 types of socket inserts and plugs (IEC 320, BS 1363)
- Cordless
- Child lock



**PDU - 1U**  
**9 sockets (German type)**  
**Overload Protection**

Anodized aluminium profile body  
16 A, 250 V AC (50-60 Hz)  
Maximum power 3500 W  
9 earthing socket outlets (German type)  
Overload Protection  
Socket inserts set at 45°  
2 mt. 3x1,5 mm<sup>2</sup>, earthed cord, black  
IP 20

TS IEC 60884-1 and TS 40

| Item Number | Specification                     |
|-------------|-----------------------------------|
| 8130 - 109  | 9 sockets,<br>Overload protection |

**Optional**

- C13, C14, C19, C20 types of socket inserts and plugs (IEC 320, BS 1363)
- Cordless
- Child lock



**PDU - 1U**  
**6 + 6 + 6 sockets (German type)**


Anodized aluminium profile body  
3x16 A, 250 V AC (50-60 Hz)  
Maximum power 3500 W  
6+6+6 earthing socket outlets (German type)  
Socket inserts set at 45°  
2 mt. 5X2,5 mm<sup>2</sup>, earthed cord, black  
IP 20

TS IEC 60884-1 and TS 40

| Item Number | Specification                      |
|-------------|------------------------------------|
| 8140 - 118  | 6 + 6 + 6 sockets<br>(German type) |

**Optional**

- C13, C14, C19, C20 types of socket inserts and plugs (IEC 320, BS 1363)
- Cordless
- Child lock



**PDU - 1U**  
**9 + 9 sockets (German type)**  
**Miniature Circuit Breaker (MCB) (2P)**

Anodized aluminium profile body  
 32 A, 250 V AC (50-60 Hz)  
 Maximum power 3500 W  
 9 + 9 sockets (German type)  
 Miniature Circuit Breaker (MCB) (2P)  
 Socket inserts set at 45°  
 2 mt. 3x4 mm<sup>2</sup>, earthed cord, black  
 IP 20


- Each 9 sockets are protected by MCB (1P) 1x16A

TS IEC 60884-1 and TS 40

| Item Number | Specification         |
|-------------|-----------------------|
| 8150 - 118  | 9+9 sockets, MCB (2P) |

**Optional**

- C13, C14, C19, C20 types of socket inserts and plugs (IEC 320, BS 1363)
- Cordless
- Child lock



**PDU - 1U**  
**10 + 10 sockets (German type)**  
**Miniature Circuit Breaker (MCB) (2P)**

Anodized aluminium profile body  
 32 A, 250 V AC (50-60 Hz)  
 Maximum power 3500 W  
 10 + 10 sockets (German type)  
 Miniature Circuit Breaker (MCB) (2P)  
 Socket inserts set at 45°  
 2 mt. 3x4 mm<sup>2</sup>, earthed cord, black  
 IP 20


- Each 10 sockets are protected by MCB (1P) 1x16A

TS IEC 60884-1 and TS 40

| Item Number | Specification           |
|-------------|-------------------------|
| 8160 - 120  | 10+10 sockets, MCB (2P) |

**Optional**

- C13, C14, C19, C20 types of socket inserts and plugs (IEC 320, BS 1363)
- Cordless
- Child lock



**PDU - 1U**  
**12 + 12 + 12 sockets (German type)**

Anodized aluminium profile body  
 3x16 A, 250 V AC (50-60 Hz)  
 Maximum power 3500 W  
 12 + 12 + 12 sockets (German type)  
 Socket inserts set at 45°  
 2 mt. 5X2,5 mm<sup>2</sup>, earthed cord, black  
 IP 20

TS IEC 60884-1 and TS 40

| Item Number | Specification        |
|-------------|----------------------|
| 8170 - 136  | 12 + 12 + 12 sockets |

**Optional**

- C13, C14, C19, C20 types of socket inserts and plugs (IEC 320, BS 1363)
- Cordless
- Child lock



**PDU - 1U**  
**6 + 6 + 6 C13 (IEC 320) sockets**

Anodized aluminium profile body  
 3x16 A, 250 V AC (50-60 Hz)  
 Maximum power 3500 W  
 6 + 6 + 6 C13 (IEC 320) sockets  
 2 mt. 5x2,5 mm<sup>2</sup>, earthed cord, black  
 IP 20


TS IEC 60884-1 and TS 40

| Item Number | Specification                   |
|-------------|---------------------------------|
| 8180 - 118  | 6 + 6 + 6 C13 sockets (IEC 320) |

**Optional**

---

- Cordless
- Child lock



**PDU - 1U**  
**12 + 12 + 12 C13 (IEC 320) sockets**  
**2 + 2 + 2 C19 (IEC 320) sockets**

Anodized aluminium profile body  
 3x16 A, 250 V AC (50-60 Hz)  
 Maximum power 3500 W  
 12 + 12 + 12 C13 (IEC 320) sockets  
 2 + 2 + 2 C19 (IEC 320) sockets  
 2 mt. 5x2,5 mm<sup>2</sup>, earthed cord, black  
 IP 20

TS IEC 60884-1 and TS 40

| Item Number | Specification   |
|-------------|---|
| 8190 - 142  | 12 + 12 + 12 C13 sockets<br>2 + 2 + 2 C19 sockets (IEC 320) |

**Optional**

---

- Cordless
- Child lock



**PDU - 1,5U  
Standart**

Anodized aluminium profile body  
16 A, 250 V AC (50-60 Hz)  
Maximum power 3500 W  
Earthing contact socket outlets  
(German type)  
Socket inserts set at 45°  
2 mt. 3x1,5 mm<sup>2</sup>, earthed cord, black  
IP 20

TS IEC 60884-1 and TS 40

| Item Number | Specification |
|-------------|---------------|
| 7010 - 103  | 3 sockets     |
| 7010 - 106  | 6 sockets     |
| 7010 - 109  | 9 sockets     |
| 7010 - 112  | 12 sockets    |

**Optional**

- C13, C14, C19, C20 types of socket inserts and plugs (IEC 320, BS 1363)
- Cordless
- Child lock



**PDU - 1,5U  
Two-phased On-Off Switch  
(illuminated)**

Anodized aluminium profile body  
16 A, 250 V AC (50-60 Hz)  
Maximum power 3500 W  
Earthing contact socket outlets  
(German type)  
Two-phased on-Off switch (illuminated)  
Socket inserts set at 45°  
2 mt. 3x1,5 mm<sup>2</sup>, earthed cord, black  
IP 20

TS IEC 60884-1 and TS 40

| Item Number | Specification             |
|-------------|---------------------------|
| 7020 - 103  | 3 sockets, On-off switch  |
| 7020 - 106  | 6 sockets, On-off switch  |
| 7020 - 109  | 9 sockets, On-off switch  |
| 7020 - 112  | 12 sockets, On-off switch |

**Optional**

- C13, C14, C19, C20 types of socket inserts and plugs (IEC 320, BS 1363)
- Cordless
- Child lock



**PDU - 1,5U  
Overload Protection**

Anodized aluminium profile body  
16 A, 250 V AC (50-60 Hz)  
Maximum power 3500 W  
6 earthing contact socket outlets  
(German type)  
Overload Protection  
Socket inserts set at 45°  
2 mt. 3x1,5 mm<sup>2</sup>, earthed cord, black  
IP 20

TS IEC 60884-1 and TS 40

| Item Number | Specification                     |
|-------------|-----------------------------------|
| 7030 - 106  | 6 sockets,<br>Overload protection |

**Optional**

- C13, C14, C19, C20 types of socket inserts and plugs (IEC 320, BS 1363)
- Cordless
- Child lock





**PDU - 1,5U**  
**6 Sockets (German type)**  
**Two-phased On-Off Switch (illuminated), Overload Protection**

Anodized aluminium profile body  
 16 A, 250 V AC (50-60 Hz)  
 Maximum power 3500 W  
 6 Earthing contact socket outlets (German type)  
 Two-phased on-Off switch (illuminated)  
 Overvoltage Protection  
 Socket inserts set at 45°  
 2 mt. 3x1,5 mm<sup>2</sup>, earthed cord, black  
 IP 20

TS IEC 60884-1 and TS 40

| Item Number | Specification                                 |
|-------------|---|
| 7040 - 106  | 6 sockets, On-off switch, Overload protection |

### Optional

- C13, C14, C19, C20 types of socket inserts and plugs (IEC 320, BS 1363)
- Cordless
- Child lock



**PDU - 1,5U**  
**Overload Protection**  
**Surge Protection**

Anodized aluminium profile body  
 16 A, 250 V AC (50-60 Hz)  
 Maximum power 3500 W  
 Earthing contact socket outlets (German type)  
 Overvoltage Protection  
 Surge Protection  
 Socket inserts set at 45°  
 2 mt. 3x1,5 mm<sup>2</sup>, earthed cord, black  
 IP 20

TS IEC 60884-1 and TS 40

| Item Number | Specification                                    |
|-------------|--|
| 7050 - 106  | 6 sockets, Overload protection, Surge protection |
| 7050 - 109  | 9 sockets, Overload protection, Surge protection |

### Optional

- C13, C14, C19, C20 types of socket inserts and plugs (IEC 320, BS 1363)
- Cordless
- Child lock



**PDU - 1,5U**  
**Overload Protection**  
**Surge Protection**  
**Two-phased On-Off Switch (illuminated)**

Anodized aluminium profile body  
 16 A, 250 V AC (50-60 Hz)  
 Maximum power 3500 W  
 Earthing contact socket outlets (German type)  
 Overload Protection  
 Surge Protection  
 Two-phased On-Off Switch (illuminated)  
 Socket inserts set at 45°  
 2 mt. 3x1,5 mm<sup>2</sup>, earthed cord, black  
 IP 20

TS IEC 60884-1 and TS 40

| Item Number | Specification   |
|-------------|---|
| 7060 - 06   | 6 sockets, Overload protection, Surge protection, On-Off Switch |
| 7060 - 109  | 9 sockets, Overload protection, Surge protection, On-Off Switch |

### Optional

- C13, C14, C19, C20 types of socket inserts and plugs (IEC 320, BS 1363)
- Cordless
- Child lock





**PDU - 19" 2U**  
**9 sockets (German type)**  
**Miniature Circuit Breaker (MC) (1P)**

Anodized aluminium profile body  
 16 A, 250 V AC (50-60 Hz)  
 Maximum power 3500 W  
 9 Earthing contact socket outlets  
 (German type)  
 Miniature Circuit Breaker (MCB) (1P)  
 Socket inserts set at 45°  
 2 mt. 3x1,5 mm<sup>2</sup>, earthed cord, black  
 IP 20

TS IEC 60884-1 and TS 40

| Item Number | Specification       |
|-------------|---------------------|
| 8280-109    | 9 sockets, MCB (1P) |

**Optional**

- C13, C14, C19, C20 types of socket inserts and plugs (IEC 320, BS 1363)
- Cordless
- Child lock



**PDU - 19" 2U**  
**9 sockets (German type)**  
**Miniature circuit breaker (2P)**

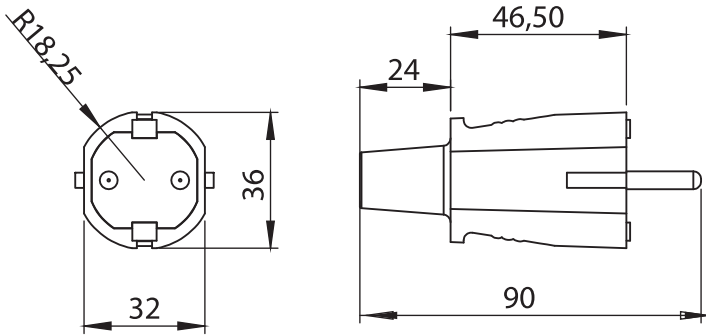
Anodized aluminium profile body  
 16 A, 250 V AC (50-60 Hz)  
 Maximum power 3500 W  
 9 Earthing contact socket outlets  
 (German type)  
 Miniature Circuit Breaker (MCB) (2P)  
 Socket inserts set at 45°  
 2 mt. 3x1,5 mm<sup>2</sup>, earthed cord, black  
 IP 20

TS IEC 60884-1 and TS 40

| Item Number | Specification       |
|-------------|---------------------|
| 8290-109    | 9 sockets, MCB (2P) |

**Optional**

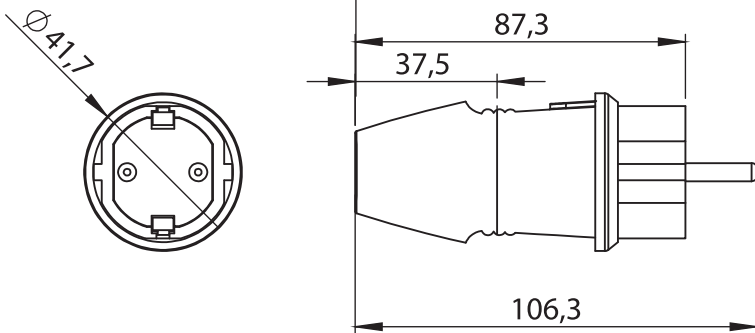
- C13, C14, C19, C20 types of socket inserts and plugs (IEC 320, BS 1363)
- Cordless
- Child lock



9000 - Plug ( Male-Rubber) IP 44 Earthed

|             |            |
|-------------|------------|
| Item Number | 9000 - 101 |
|-------------|------------|

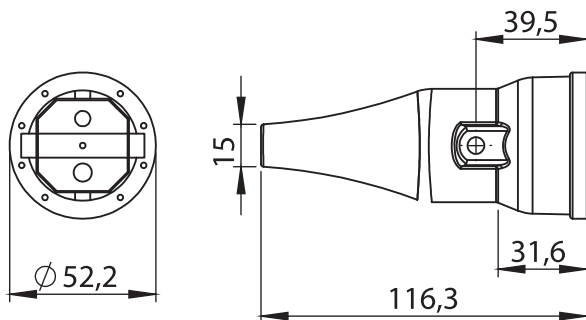
Plug ( Male-Rubber)  
IP 44  
Earthed



9000 - Plug (Male-Rubber) Earthed

|             |            |
|-------------|------------|
| Item Number | 9000 - 102 |
|-------------|------------|

Plug (Male-Rubber)  
Earthed



9000 - Plug (Female-Rubber) Earthed

|             |            |
|-------------|------------|
| Item Number | 9000 - 103 |
|-------------|------------|

Plug (Female-Rubber)  
Earthed



# 16-Enclosure & Cabinet Luminaires



Page 398



Page 398



Page 399



Page 399

## **Enclosure & Cabinet Luminaires**



**8940 - 902**  
**LED Luminaire with 2 Sockets and On-off Switch**




**PDU - 19" 1U LED**  
**1 Socket (German type)**  
**Two-phased On-off Switch**  
**(illuminated)**

Anodized aluminium profile body  
 16 A, 220-240 V AC (50-60 Hz)  
 Maximum power 3500 W  
 1 Earthing contact socket outlet  
 (German type)  
 Two-phased on-Off switch (illuminated)  
 LED : 800 lumen  
 Socket insert set at 45°  
 Mounting with brackets (at both sides)  
 2 mt. 3x1,5 mm<sup>2</sup>, earthed cord, black  
 IP 20



**PDU - 1U LED**  
**Two-phased On-off switch**  
**(illuminated)**

Anodized aluminium profile body  
 16 A, 220-240 V AC (50-60 Hz)  
 Maximum power 3500 W  
 Two-phased on-Off switch (illuminated)  
 LED : 700 lumen  
 Mounting with brackets (at both sides)  
 2 mt. 3x1,5 mm<sup>2</sup>, earthed cord, black  
 IP 20



**PDU - 1U LED**  
**2 Sockets (German type)**  
**Two-phased on-Off switch**  
**(illuminated)**

Anodized aluminium profile body  
 16 A, 230 V AC (50-60 Hz)  
 Maximum power 3500 W  
 2 Earthing contact socket outlets  
 (German type)  
 Two-phased on-Off switch  
 LED : 550 lumen  
 Socket insert set at 45°  
 Mounting with brackets (at both sides)  
 2 mt. 3x1,5 mm<sup>2</sup>, earthed cord, black  
 IP 20

| Item Number | Specification   |
|-------------|---|
| 8920 - 901  | LED, 1 socket ,<br>On-off switch                          |
| 8920 - 951  | LED, 1 socket ,<br>On-offs witch,<br>Door position switch |

| Item Number | Specification      |
|-------------|--------------------|
| 8930 - 902  | LED, On-off switch |

| Item Number | Specification                    |
|-------------|----------------------------------|
| 8940 - 902  | LED, 2 sockets,<br>On-off switch |

**Optional**

- C13, C14, C19, C20 types of socket inserts and plugs (IEC 320, BS 1363)
- Cordless
- Child lock

**Optional**

- Mobile mounting with magnets inside (at both sides)
- Cordless
- Child lock

**Optional**

- C13, C14, C19, C20 types of socket inserts and plugs (IEC 320, BS 1363)
- Cordless
- Child lock
- Mobile mounting with magneest inside (at both sides)



### 10" LED BAR LUMINAIRE On-off switch

10" length  
 Polycarbonate (PC) body  
 220-240 V AC (50-60Hz) driver  
 On-off switch  
 LED : 450 lumen  
 5 Watts  
 Mounting with screws (at both sides)  
 Dimension 10"  
 IP 20

| Item Number | Specification                 |
|-------------|-------------------------------|
| LB25 - 1051 | 10" Led Bar,<br>On-off switch |

#### Optional

---

- 12V, 24V
- Mobile mounting with magnets inside (at both sides)



### 19" LED BAR LUMINAIRE On-off switch

19" length  
 Polycarbonate (PC) body  
 220-240 V AC (50-60Hz) driver  
 On-off switch  
 LED : 900 lumen  
 10 Watts  
 Mounting with screws (at both sides)  
 Dimension 19"  
 IP 20

| Item Number | Specification                 |
|-------------|-------------------------------|
| LB47 - 1101 | 19" Led Bar,<br>On-off switch |

#### Optional

---

- 12V, 24V
- Mobile mounting with magnets inside (at both sides)

| Item Number      | Section                    | Page Number |
|------------------|----------------------------|-------------|
| 1000 - 501       | Quarter Turns              | 45          |
| 1000 - 501       | HVAC Locks and Accessories | 305         |
| 1000 - 502       | Quarter Turns              | 45          |
| 1000 - 502       | HVAC Locks and Accessories | 305         |
| 1000 - 503       | Quarter Turns              | 45          |
| 1000 - 503       | HVAC Locks and Accessories | 305         |
| 1000 - 504       | Quarter Turns              | 45          |
| 1000 - 504       | HVAC Locks and Accessories | 305         |
| 1000 - 509       | Quarter Turns              | 45          |
| 1000 - 509       | HVAC Locks and Accessories | 305         |
| 1000 - 511       | Quarter Turns              | 45          |
| 1000 - 511       | HVAC Locks and Accessories | 305         |
| 1000 - 512       | Quarter Turns              | 45          |
| 1000 - 512       | HVAC Locks and Accessories | 305         |
| 1000 - 513       | Quarter Turns              | 45          |
| 1000 - 513       | HVAC Locks and Accessories | 305         |
| 1000 - 514       | Quarter Turns              | 45          |
| 1000 - 514       | HVAC Locks and Accessories | 305         |
| 1000 - 516       | Quarter Turns              | 45          |
| 1000 - 516       | HVAC Locks and Accessories | 305         |
| 1000 - 517       | Quarter Turns              | 45          |
| 1000 - 517       | HVAC Locks and Accessories | 305         |
| 1000 - 518       | Quarter Turns              | 45          |
| 1000 - 518       | HVAC Locks and Accessories | 305         |
| 1000 - 519       | Quarter Turns              | 45          |
| 1000 - 519       | HVAC Locks and Accessories | 305         |
| 1000 - 520       | Quarter Turns              | 45          |
| 1000 - 520       | HVAC Locks and Accessories | 305         |
| 1000 - 540       | HVAC Locks and Accessories | 305         |
| 1000 - 521       | Quarter Turns              | 45          |
| 1000 - 521       | HVAC Locks and Accessories | 305         |
| 1000 - 711       | Quarter Turns              | 45          |
| 1000 - 711       | HVAC Locks and Accessories | 305         |
| 1000 - 712       | Quarter Turns              | 45          |
| 1000 - 712       | HVAC Locks and Accessories | 305         |
| 1000 - 713       | Quarter Turns              | 45          |
| 1000 - 713       | HVAC Locks and Accessories | 305         |
| 1000 - 714       | Quarter Turns              | 45          |
| 1000 - 714       | HVAC Locks and Accessories | 305         |
| 1000 - 719       | Quarter Turns              | 45          |
| 1000 - 719       | HVAC Locks and Accessories | 305         |
| 1000 - 720       | Quarter Turns              | 45          |
| 1000 - 720       | HVAC Locks and Accessories | 305         |
| 1000 - 721       | Quarter Turns              | 45          |
| 1000 - 721       | HVAC Locks and Accessories | 305         |
| 1001 - 200 - XXX | Quarter Turns              | 26          |
| 1001 - 220 - XXX | Quarter Turns              | 26          |
| 1001 - 900 - XXX | Quarter Turns              | 30          |
| 1001 - 907 - XXX | Quarter Turns              | 30          |
| 1001 - 908 - XXX | Quarter Turns              | 30          |
| 1001 - 909 - XXX | Quarter Turns              | 30          |
| 1003 - 900 - XXX | Quarter Turns              | 31          |
| 1003 - 907 - XXX | Quarter Turns              | 31          |
| 1003 - 908 - XXX | Quarter Turns              | 31          |
| 1003 - 909 - XXX | Quarter Turns              | 31          |
| 1004 - 910 - XXX | Quarter Turns              | 35          |
| 1004 - 917 - XXX | Quarter Turns              | 35          |
| 1004 - 918 - XXX | Quarter Turns              | 35          |
| 1004 - 920 - XXX | Quarter Turns              | 35          |
| 1004 - 927 - XXX | Quarter Turns              | 35          |
| 1004 - 928 - XXX | Quarter Turns              | 35          |
| 1011 - 320 - XXX | Quarter Turns              | 26          |
| 1011 - 910 - XXX | Quarter Turns              | 30          |
| 1011 - 917 - XXX | Quarter Turns              | 30          |
| 1011 - 918 - XXX | Quarter Turns              | 30          |

| Item Number           | Section           | Page Number |
|-----------------------|-------------------|-------------|
| 1011 - 919 - XXX      | Quarter Turns     | 30          |
| 1011 - 920 - XXX      | Quarter Turns     | 30          |
| 1011 - 927 - XXX      | Quarter Turns     | 30          |
| 1011 - 928 - XXX      | Quarter Turns     | 30          |
| 1011 - 929 - XXX      | Quarter Turns     | 30          |
| 1014 - 210 - XXX      | Quarter Turns     | 19          |
| 1014 - 220 - XXX      | Quarter Turns     | 19          |
| 1014 - 910 - XXX      | Quarter Turns     | 19          |
| 1014 - 919 - XXX      | Quarter Turns     | 19          |
| 1014 - 920 - XXX      | Quarter Turns     | 19          |
| 1014 - 929 - XXX      | Quarter Turns     | 19          |
| 1015 - 100 - XXX      | Quarter Turns     | 32          |
| 1015 - 101 - MK - XXX | Rod Latch Systems | 99          |
| 1015 - 103 - MK - XXX | Rod Latch Systems | 99          |
| 1015 - 111 - MK - XXX | Rod Latch Systems | 99          |
| 1015 - 113 - MK - XXX | Rod Latch Systems | 99          |
| 1015 - 210 - XXX      | Quarter Turns     | 32          |
| 1015 - 211 - MK - XXX | Rod Latch Systems | 99          |
| 1015 - 213 - MK - XXX | Rod Latch Systems | 99          |
| 1015 - 220 - XXX      | Quarter Turns     | 32          |
| 1015 - 900 - XXX      | Quarter Turns     | 32          |
| 1015 - 909 - XXX      | Quarter Turns     | 32          |
| 1015 - 910 - XXX      | Quarter Turns     | 32          |
| 1015 - 919 - XXX      | Quarter Turns     | 32          |
| 1015 - 920 - XXX      | Quarter Turns     | 32          |
| 1015 - 929 - XXX      | Quarter Turns     | 32          |
| 1023 - 20X            | Quarter Turns     | 39          |
| 1023 - 30X            | Quarter Turns     | 39          |
| 1024 - 20X            | Quarter Turns     | 39          |
| 1024 - 30X            | Quarter Turns     | 39          |
| 1025 - 20X            | Quarter Turns     | 39          |
| 1025 - 30X            | Quarter Turns     | 39          |
| 1026 - 20X            | Quarter Turns     | 39          |
| 1026 - 30X            | Quarter Turns     | 39          |
| 1044 - 20X - XXX      | Quarter Turns     | 27          |
| 1044 - 30X - XXX      | Quarter Turns     | 27          |
| 1071 - 200 - XXX      | Quarter Turns     | 26          |
| 1075 - 310 - XXX      | Quarter Turns     | 26          |
| 1075 - 320 - XXX      | Quarter Turns     | 26          |
| 1100 - 100 - XXX      | Quarter Turns     | 36          |
| 1100 - 101 - XXX      | Quarter Turns     | 36          |
| 1100 - 200 - XXX      | Quarter Turns     | 36          |
| 1100 - 201 - XXX      | Quarter Turns     | 36          |
| 1123 - 20X - XXX      | Quarter Turns     | 40          |
| 1123 - 35X - XXX      | Quarter Turns     | 40          |
| 1124 - 20X - XXX      | Quarter Turns     | 40          |
| 1124 - 35X - XXX      | Quarter Turns     | 40          |
| 1125 - 20X - XXX      | Quarter Turns     | 40          |
| 1125 - 35X - XXX      | Quarter Turns     | 40          |
| 1126 - 20X - XXX      | Quarter Turns     | 40          |
| 1126 - 35X - XXX      | Quarter Turns     | 40          |
| 1201 - 100 - XXX      | Quarter Turns     | 33          |
| 1201 - 103 - XXX      | Quarter Turns     | 33          |
| 1201 - 109 - XXX      | Quarter Turns     | 33          |
| 1201 - 110 - MK - XXX | Rod Latch Systems | 100         |
| 1201 - 113 - MK - XXX | Rod Latch Systems | 100         |
| 1201 - 200 - XXX      | Quarter Turns     | 33          |
| 1201 - 203 - XXX      | Quarter Turns     | 33          |
| 1201 - 209 - XXX      | Quarter Turns     | 33          |
| 1201 - 210 - MK - XXX | Rod Latch Systems | 100         |
| 1201 - 213 - MK - XXX | Rod Latch Systems | 100         |
| 1205 - 100 - XXX      | Quarter Turns     | 34          |
| 1205 - 103 - XXX      | Quarter Turns     | 34          |
| 1205 - 109 - XXX      | Quarter Turns     | 34          |
| 1205 - 110 - MK - XXX | Rod Latch Systems | 101         |

| Item Number           | Section                    | Page Number |
|-----------------------|----------------------------|-------------|
| 1205 - 113 - MK - XXX | Rod Latch Systems          | 101         |
| 1205 - 200 - XXX      | Quarter Turns              | 34          |
| 1205 - 203 - XXX      | Quarter Turns              | 34          |
| 1205 - 209 - XXX      | Quarter Turns              | 34          |
| 1205 - 210 - MK - XXX | Rod Latch Systems          | 101         |
| 1205 - 213 - MK - XXX | Rod Latch Systems          | 101         |
| 1251 - 500 - XXX      | Stainless Steel            | 333         |
| 1251 - 503 - XXX      | Stainless Steel            | 333         |
| 1251 - 510 - XXX      | Stainless Steel            | 341         |
| 1251 - 513 - XXX      | Stainless Steel            | 341         |
| 1255 - 500 - XXX      | Stainless Steel            | 334         |
| 1255 - 503 - XXX      | Stainless Steel            | 334         |
| 1255 - 510 - XXX      | Stainless Steel            | 342         |
| 1255 - 513 - XXX      | Stainless Steel            | 342         |
| 1370 - 20X - 100      | Quarter Turns              | 28          |
| 1380 - 20X - 100      | Quarter Turns              | 29          |
| 1511 - 00X - XXX      | Stainless Steel            | 330         |
| 1512 - 012 - XXX      | Stainless Steel            | 331         |
| 1515 - 500 - XXX      | Stainless Steel            | 332         |
| 1515 - 503 - XXX      | Stainless Steel            | 332         |
| 1515 - 510 - XXX      | Stainless Steel            | 340         |
| 1515 - 513 - XXX      | Stainless Steel            | 340         |
| 1544 - 00X - XXX      | Stainless Steel            | 335         |
| 1544 - 100            | Stainless Steel            | 335         |
| 1810 - 10X - XXX      | Quarter Turns              | 24          |
| 1810 - 10X - XXX      | HVAC Locks and Accessories | 292         |
| 1811 - 10X - XXX      | Quarter Turns              | 21          |
| 1812 - 10X - XXX      | Quarter Turns              | 21          |
| 1814 - 004 - XXX      | Quarter Turns              | 16          |
| 1814 - 00X - XXX      | Quarter Turns              | 14          |
| 1815 - 004 - XXX      | Quarter Turns              | 16          |
| 1815 - 00X - XXX      | Quarter Turns              | 14          |
| 1820 - 20X - XXX      | Quarter Turns              | 24          |
| 1820 - 20X - XXX      | HVAC Locks and Accessories | 292         |
| 1821 - 20X - XXX      | Quarter Turns              | 23          |
| 1821 - 30X - XXX      | Quarter Turns              | 23          |
| 1824 - 204 - XXX      | Quarter Turns              | 17          |
| 1824 - 20X - XXX      | Quarter Turns              | 15          |
| 1824 - 304 - XXX      | Quarter Turns              | 17          |
| 1824 - 30X - XXX      | Quarter Turns              | 15          |
| 1825 - 204 - XXX      | Quarter Turns              | 17          |
| 1825 - 20X - XXX      | Quarter Turns              | 15          |
| 1825 - 304 - XXX      | Quarter Turns              | 17          |
| 1825 - 30X - XXX      | Quarter Turns              | 15          |
| 1830 - 30X - XXX      | Quarter Turns              | 24          |
| 1830 - 30X - XXX      | HVAC Locks and Accessories | 292         |
| 1831 - 30X - XXX      | Quarter Turns              | 23          |
| 1842 - 20X - XXX      | Quarter Turns              | 25          |
| 1852 - 30X - XXX      | Quarter Turns              | 25          |
| 1890 - 910 - XXX      | Quarter Turns              | 18          |
| 1890 - 919 - XXX      | Quarter Turns              | 18          |
| 1890 - 920 - XXX      | Quarter Turns              | 18          |
| 1890 - 929 - XXX      | Quarter Turns              | 18          |
| 1900 - 10X            | Cams, Accessories, Rods    | 84          |
| 1900 - 2XX            | Cams, Accessories, Rods    | 84          |
| 1900 - 3XX            | Cams, Accessories, Rods    | 84          |
| 1900 - 4XX            | Cams, Accessories, Rods    | 85          |
| 1900 - 605            | Cams, Accessories, Rods    | 85          |
| 1900 - 60X            | Cams, Accessories, Rods    | 84          |
| 1900 - 70X            | Cams, Accessories, Rods    | 84          |
| 1900 - 80X            | Cams, Accessories, Rods    | 85          |
| 2001 - 03X            | Swinghandles               | 76          |
| 2001 - 03X            | Rod Latch Systems          | 134         |
| 2001 - 333            | Swinghandles               | 76          |
| 2001 - 333            | Rod Latch Systems          | 134         |

| Item Number           | Section           | Page Number |
|-----------------------|-------------------|-------------|
| 2001 - 337            | Swinghandles      | 76          |
| 2001 - 337            | Rod Latch Systems | 134         |
| 2001 - 338            | Swinghandles      | 76          |
| 2001 - 338            | Rod Latch Systems | 134         |
| 2001 - 339            | Swinghandles      | 76          |
| 2001 - 339            | Rod Latch Systems | 134         |
| 2101 - 013 - XXX      | Swinghandles      | 52          |
| 2101 - 017 - XXX      | Swinghandles      | 52          |
| 2101 - 018 - XXX      | Swinghandles      | 52          |
| 2101 - 019 - XXX      | Swinghandles      | 52          |
| 2101 - 03X - XXX      | Swinghandles      | 52          |
| 2101 - 113 - XXX      | Swinghandles      | 52          |
| 2101 - 117 - XXX      | Swinghandles      | 52          |
| 2101 - 118 - XXX      | Swinghandles      | 52          |
| 2101 - 119 - XXX      | Swinghandles      | 52          |
| 2101 - 13X - XXX      | Swinghandles      | 52          |
| 2102 - 113 - XXX      | Swinghandles      | 62          |
| 2102 - 117 - XXX      | Swinghandles      | 62          |
| 2102 - 118 - XXX      | Swinghandles      | 62          |
| 2102 - 119 - XXX      | Swinghandles      | 62          |
| 2103 - 023 - XXX      | Swinghandles      | 56          |
| 2103 - 027 - XXX      | Swinghandles      | 56          |
| 2103 - 028 - XXX      | Swinghandles      | 56          |
| 2103 - 029 - XXX      | Swinghandles      | 56          |
| 2103 - 04X - XXX      | Swinghandles      | 56          |
| 2103 - 323 - XXX      | Swinghandles      | 56          |
| 2103 - 327 - XXX      | Swinghandles      | 56          |
| 2103 - 328 - XXX      | Swinghandles      | 56          |
| 2103 - 329 - XXX      | Swinghandles      | 56          |
| 2103 - 34X - XXX      | Swinghandles      | 56          |
| 2104 - 023 - XXX      | Swinghandles      | 54          |
| 2104 - 027 - XXX      | Swinghandles      | 54          |
| 2104 - 028 - XXX      | Swinghandles      | 54          |
| 2104 - 029 - XXX      | Swinghandles      | 54          |
| 2104 - 04X - XXX      | Swinghandles      | 54          |
| 2104 - 323 - XXX      | Swinghandles      | 54          |
| 2104 - 327 - XXX      | Swinghandles      | 54          |
| 2104 - 328 - XXX      | Swinghandles      | 54          |
| 2104 - 329 - XXX      | Swinghandles      | 54          |
| 2104 - 34X - XXX      | Swinghandles      | 54          |
| 2105 - 023 - MK - XXX | Rod Latch Systems | 116         |
| 2105 - 027 - MK - XXX | Rod Latch Systems | 116         |
| 2105 - 028 - MK - XXX | Rod Latch Systems | 116         |
| 2105 - 029 - MK - XXX | Rod Latch Systems | 116         |
| 2105 - 04X - MK - XXX | Rod Latch Systems | 116         |
| 2105 - 323 - MK - XXX | Rod Latch Systems | 116         |
| 2105 - 327 - MK - XXX | Rod Latch Systems | 116         |
| 2105 - 328 - MK - XXX | Rod Latch Systems | 116         |
| 2105 - 329 - MK - XXX | Rod Latch Systems | 116         |
| 2105 - 34X - MK - XXX | Rod Latch Systems | 116         |
| 2201 - 013 - MK - XXX | Rod Latch Systems | 125         |
| 2201 - 017 - MK - XXX | Rod Latch Systems | 125         |
| 2201 - 018 - MK - XXX | Rod Latch Systems | 125         |
| 2201 - 019 - MK - XXX | Rod Latch Systems | 125         |
| 2201 - 023 - MK - XXX | Rod Latch Systems | 124         |
| 2201 - 027 - MK - XXX | Rod Latch Systems | 124         |
| 2201 - 028 - MK - XXX | Rod Latch Systems | 124         |
| 2201 - 029 - MK - XXX | Rod Latch Systems | 124         |
| 2201 - 03X - MK - XXX | Rod Latch Systems | 125         |
| 2201 - 04X - MK - XXX | Rod Latch Systems | 124         |
| 2202 - 013 - MK - XXX | Rod Latch Systems | 128         |
| 2202 - 017 - MK - XXX | Rod Latch Systems | 128         |
| 2202 - 018 - MK - XXX | Rod Latch Systems | 128         |
| 2202 - 019 - MK - XXX | Rod Latch Systems | 128         |
| 2202 - 03X - MK - XXX | Rod Latch Systems | 128         |





| Item Number           | Section           | Page Number |
|-----------------------|-------------------|-------------|
| 2215 - 018 - XXX      | Swinghandles      | 72          |
| 2215 - 019 - XXX      | Swinghandles      | 72          |
| 2215 - 03X - XXX      | Swinghandles      | 72          |
| 2215 - 113 - XXX      | Swinghandles      | 72          |
| 2215 - 117 - XXX      | Swinghandles      | 72          |
| 2215 - 118 - XXX      | Swinghandles      | 72          |
| 2215 - 119 - XXX      | Swinghandles      | 72          |
| 2215 - 13X - XXX      | Swinghandles      | 72          |
| 2216 - 000 - MK - XXX | Rod Latch Systems | 118         |
| 2216 - 023 - MK - XXX | Rod Latch Systems | 118         |
| 2216 - 027 - MK - XXX | Rod Latch Systems | 118         |
| 2216 - 028 - MK - XXX | Rod Latch Systems | 118         |
| 2216 - 029 - MK - XXX | Rod Latch Systems | 118         |
| 2216 - 04X - MK - XXX | Rod Latch Systems | 118         |
| 2217 - 113 - XXX      | Swinghandles      | 62          |
| 2217 - 117 - XXX      | Swinghandles      | 62          |
| 2217 - 118 - XXX      | Swinghandles      | 62          |
| 2217 - 119 - XXX      | Swinghandles      | 62          |
| 2226 - 000 - MK - XXX | Rod Latch Systems | 118         |
| 2226 - 023 - MK - XXX | Rod Latch Systems | 118         |
| 2226 - 027 - MK - XXX | Rod Latch Systems | 118         |
| 2226 - 028 - MK - XXX | Rod Latch Systems | 118         |
| 2226 - 029 - MK - XXX | Rod Latch Systems | 118         |
| 2226 - 04X - MK - XXX | Rod Latch Systems | 118         |
| 2252 - 100 - MK - XXX | Stainless Steel   | 338         |
| 2252 - 103 - MK - XXX | Stainless Steel   | 338         |
| 2252 - 200 - MK - XXX | Stainless Steel   | 338         |
| 2252 - 203 - MK - XXX | Stainless Steel   | 338         |
| 2301 - 023 - MK - XXX | Rod Latch Systems | 120         |
| 2301 - 027 - MK - XXX | Rod Latch Systems | 120         |
| 2301 - 028 - MK - XXX | Rod Latch Systems | 120         |
| 2301 - 029 - MK - XXX | Rod Latch Systems | 120         |
| 2301 - 04X - MK - XXX | Rod Latch Systems | 120         |
| 2301 - 323 - MK - XXX | Rod Latch Systems | 120         |
| 2301 - 327 - MK - XXX | Rod Latch Systems | 120         |
| 2301 - 328 - MK - XXX | Rod Latch Systems | 120         |
| 2301 - 329 - MK - XXX | Rod Latch Systems | 120         |
| 2301 - 34X - MK - XXX | Rod Latch Systems | 120         |
| 2302 - 023 - XXX      | Swinghandles      | 58          |
| 2302 - 027 - XXX      | Swinghandles      | 58          |
| 2302 - 028 - XXX      | Swinghandles      | 58          |
| 2302 - 029 - XXX      | Swinghandles      | 58          |
| 2302 - 04X - XXX      | Swinghandles      | 58          |
| 2302 - 323 - XXX      | Swinghandles      | 58          |
| 2302 - 327 - XXX      | Swinghandles      | 58          |
| 2302 - 328 - XXX      | Swinghandles      | 58          |
| 2302 - 329 - XXX      | Swinghandles      | 58          |
| 2302 - 34X - XXX      | Swinghandles      | 58          |
| 2303 - 013 - MK - XXX | Rod Latch Systems | 122         |
| 2303 - 017 - MK - XXX | Rod Latch Systems | 122         |
| 2303 - 018 - MK - XXX | Rod Latch Systems | 122         |
| 2303 - 019 - MK - XXX | Rod Latch Systems | 122         |
| 2303 - 03X - MK - XXX | Rod Latch Systems | 122         |
| 2304 - 013 - XXX      | Swinghandles      | 60          |
| 2304 - 017 - XXX      | Swinghandles      | 60          |
| 2304 - 018 - XXX      | Swinghandles      | 60          |
| 2304 - 019 - XXX      | Swinghandles      | 60          |
| 2304 - 03X - XXX      | Swinghandles      | 60          |
| 2500 - 00X            | Accessories       | 320         |
| 2501 - 00X            | Accessories       | 320         |
| 2505 - 001            | Accessories       | 326         |
| 2730 - 013            | Rod Latch Systems | 112         |
| 2730 - 017            | Rod Latch Systems | 112         |
| 2730 - 018            | Rod Latch Systems | 112         |
| 2730 - 019            | Rod Latch Systems | 112         |
| 2730 - 03X            | Rod Latch Systems | 112         |
| 2740 - 023            | Rod Latch Systems | 110         |

| Item Number           | Section                    | Page Number |
|-----------------------|----------------------------|-------------|
| 2740 - 027            | Rod Latch Systems          | 110         |
| 2740 - 028            | Rod Latch Systems          | 110         |
| 2740 - 029            | Rod Latch Systems          | 110         |
| 2740 - 04x            | Rod Latch Systems          | 110         |
| 2751 - 013 - MK - XXX | Rod Latch Systems          | 106         |
| 2751 - 017 - MK - XXX | Rod Latch Systems          | 106         |
| 2751 - 018 - MK - XXX | Rod Latch Systems          | 106         |
| 2751 - 019 - MK - XXX | Rod Latch Systems          | 106         |
| 2751 - 03X - MK - XXX | Rod Latch Systems          | 106         |
| 2752 - 013 - MK - XXX | Rod Latch Systems          | 108         |
| 2752 - 017 - MK - XXX | Rod Latch Systems          | 108         |
| 2752 - 018 - MK - XXX | Rod Latch Systems          | 108         |
| 2752 - 019 - MK - XXX | Rod Latch Systems          | 108         |
| 2752 - 03X - MK - XXX | Rod Latch Systems          | 108         |
| 2810 - 02X - MK - XXX | Rod Latch Systems          | 102         |
| 2810 - 20X - XXX      | Quarter Turns              | 41          |
| 2820 - 02X - MK - XXX | Rod Latch Systems          | 103         |
| 2830 - 02X - MK - XXX | Rod Latch Systems          | 104         |
| 2840 - 02X - MK - XXX | Rod Latch Systems          | 105         |
| 2840 - 20X - XXX      | Quarter Turns              | 42          |
| 2850 - 300 - XXX      | Quarter Turns              | 43          |
| 2850 - 303 - XXX      | Quarter Turns              | 43          |
| 2850 - 309 - XXX      | Quarter Turns              | 43          |
| 2900 - 100            | Rod Latch Systems          | 137         |
| 2900 - 101            | Rod Latch Systems          | 137         |
| 2900 - 102            | Rod Latch Systems          | 137         |
| 2900 - 103            | Rod Latch Systems          | 137         |
| 2900 - 300            | Cams, Accessories, Rods    | 91          |
| 2900 - 300            | Rod Latch Systems          | 137         |
| 2900 - 401            | Cams, Accessories, Rods    | 82          |
| 2900 - 402            | Cams, Accessories, Rods    | 82          |
| 2900 - 405            | Quarter Turns              | 44          |
| 2900 - 405            | Cams, Accessories, Rods    | 83          |
| 2900 - 406            | Cams, Accessories, Rods    | 83          |
| 2900 - 407            | Quarter Turns              | 44          |
| 2900 - 410            | Cams, Accessories, Rods    | 82          |
| 2900 - 450            | Quarter Turns              | 44          |
| 3001 - 200            | Leaf Hinges                | 142         |
| 3001 - 201            | Leaf Hinges                | 142         |
| 3001 - 205            | Leaf Hinges                | 142         |
| 3001 - 210            | Leaf Hinges                | 142         |
| 3001 - 211            | Leaf Hinges                | 142         |
| 3001 - 215            | Leaf Hinges                | 142         |
| 3001 - 220            | Leaf Hinges                | 142         |
| 3001 - 221            | Leaf Hinges                | 142         |
| 3001 - 225            | Leaf Hinges                | 142         |
| 3001 - 500            | Stainless Steel            | 343         |
| 3002 - 210            | Corner Hinges              | 205         |
| 3002 - 220            | Corner Hinges              | 205         |
| 3002 - 500            | Stainless Steel            | 353         |
| 3003 - 100            | Corner Hinges              | 202         |
| 3003 - 105            | Corner Hinges              | 202         |
| 3004 - 100            | Corner Hinges              | 202         |
| 3004 - 105            | Corner Hinges              | 202         |
| 3005 - 210            | Corner Hinges              | 204         |
| 3005 - 220            | Corner Hinges              | 204         |
| 3006 - 210            | Corner Hinges              | 203         |
| 3006 - 220            | Corner Hinges              | 203         |
| 3007 - 210            | Corner Hinges              | 212         |
| 3007 - 220            | Corner Hinges              | 212         |
| 3008 - 210            | Side Hinges                | 190         |
| 3008 - 220            | Side Hinges                | 190         |
| 3008 - 500            | Stainless Steel            | 351         |
| 3009 - 100            | Leaf Hinges                | 142         |
| 3010 - 100            | Leaf Hinges                | 154         |
| 3010 - 100            | HVAC Locks and Accessories | 293         |
| 3011 - 200            | Leaf Hinges                | 143         |

| Item Number | Section                    | Page Number | Item Number | Section                    | Page Number |
|-------------|----------------------------|-------------|-------------|----------------------------|-------------|
| 3011 - 201  | Leaf Hinges                | 143         | 3030 - 210  | HVAC Locks and Accessories | 296         |
| 3011 - 205  | Leaf Hinges                | 143         | 3030 - 220  | Leaf Hinges                | 156         |
| 3011 - 210  | Leaf Hinges                | 143         | 3030 - 220  | HVAC Locks and Accessories | 296         |
| 3011 - 211  | Leaf Hinges                | 143         | 3031 - 400  | Side Hinges                | 195         |
| 3011 - 215  | Leaf Hinges                | 143         | 3031 - 430  | Side Hinges                | 195         |
| 3011 - 220  | Leaf Hinges                | 143         | 3033 - 440  | Side Hinges                | 197         |
| 3011 - 221  | Leaf Hinges                | 143         | 3034 - 431  | Leaf Hinges                | 159         |
| 3011 - 225  | Leaf Hinges                | 143         | 3035 - 431  | Leaf Hinges                | 160         |
| 3011 - 500  | Stainless Steel            | 344         | 3036 - 210  | Leaf Hinges                | 155         |
| 3012 - 100  | Leaf Hinges                | 143         | 3036 - 210  | HVAC Locks and Accessories | 295         |
| 3012 - 310  | Leaf Hinges                | 147         | 3036 - 220  | Leaf Hinges                | 155         |
| 3012 - 500  | Stainless Steel            | 345         | 3036 - 220  | HVAC Locks and Accessories | 295         |
| 3013 - 100  | Leaf Hinges                | 150         | 3037 - 210  | Corner Hinges              | 203         |
| 3013 - 200  | Leaf Hinges                | 150         | 3037 - 220  | Corner Hinges              | 203         |
| 3013 - 201  | Leaf Hinges                | 150         | 3038 - 210  | Corner Hinges              | 207         |
| 3013 - 205  | Leaf Hinges                | 150         | 3038 - 211  | Corner Hinges              | 207         |
| 3013 - 210  | Leaf Hinges                | 150         | 3038 - 220  | Corner Hinges              | 207         |
| 3013 - 211  | Leaf Hinges                | 150         | 3038 - 221  | Corner Hinges              | 207         |
| 3013 - 215  | Leaf Hinges                | 150         | 3039 - 210  | Corner Hinges              | 206         |
| 3013 - 220  | Leaf Hinges                | 150         | 3039 - 211  | Corner Hinges              | 206         |
| 3013 - 221  | Leaf Hinges                | 150         | 3039 - 220  | Corner Hinges              | 206         |
| 3013 - 225  | Leaf Hinges                | 150         | 3039 - 221  | Corner Hinges              | 206         |
| 3013 - 500  | Stainless Steel            | 348         | 3041 - 210  | Corner Hinges              | 208         |
| 3014 - 201  | Leaf Hinges                | 152         | 3041 - 211  | Corner Hinges              | 208         |
| 3014 - 211  | Leaf Hinges                | 152         | 3041 - 220  | Corner Hinges              | 208         |
| 3014 - 221  | Leaf Hinges                | 152         | 3041 - 221  | Corner Hinges              | 208         |
| 3015 - 200  | Leaf Hinges                | 151         | 3043 - 330  | Consealed Hinges           | 165         |
| 3015 - 210  | Leaf Hinges                | 151         | 3043 - 500  | Stainless Steel            | 354         |
| 3015 - 220  | Leaf Hinges                | 151         | 3044 - 330  | Consealed Hinges           | 179         |
| 3016 - 200  | Leaf Hinges                | 151         | 3044 - 500  | Stainless Steel            | 360         |
| 3016 - 210  | Leaf Hinges                | 151         | 3045 - 330  | Consealed Hinges           | 177         |
| 3016 - 220  | Leaf Hinges                | 151         | 3045 - 500  | Stainless Steel            | 358         |
| 3017 - 100  | Leaf Hinges                | 144         | 3046 - 330  | Consealed Hinges           | 176         |
| 3019 - 210  | Leaf Hinges                | 157         | 3046 - 500  | Stainless Steel            | 357         |
| 3019 - 210  | HVAC Locks and Accessories | 294         | 3047 - 330  | Consealed Hinges           | 171         |
| 3019 - 220  | Leaf Hinges                | 157         | 3047 - 500  | Stainless Steel            | 362         |
| 3019 - 220  | HVAC Locks and Accessories | 294         | 3048 - 330  | Consealed Hinges           | 170         |
| 3020 - 210  | Leaf Hinges                | 155         | 3048 - 350  | Consealed Hinges           | 170         |
| 3020 - 210  | HVAC Locks and Accessories | 295         | 3049 - 340  | Consealed Hinges           | 173         |
| 3020 - 220  | Leaf Hinges                | 155         | 3049 - 341  | Consealed Hinges           | 173         |
| 3020 - 220  | HVAC Locks and Accessories | 295         | 3049 - 350  | Consealed Hinges           | 173         |
| 3020 - 500  | Stainless Steel            | 350         | 3049 - 351  | Consealed Hinges           | 173         |
| 3021 - 210  | Leaf Hinges                | 156         | 3049 - 501  | Stainless Steel            | 356         |
| 3021 - 210  | HVAC Locks and Accessories | 296         | 3050 - 210  | Corner Hinges              | 216         |
| 3021 - 220  | Leaf Hinges                | 156         | 3050 - 220  | Corner Hinges              | 216         |
| 3021 - 220  | HVAC Locks and Accessories | 296         | 3051 - 330  | Consealed Hinges           | 166         |
| 3022 - 201  | Leaf Hinges                | 153         | 3051 - 500  | Stainless Steel            | 355         |
| 3022 - 211  | Leaf Hinges                | 153         | 3052 - 210  | Corner Hinges              | 217         |
| 3022 - 221  | Leaf Hinges                | 153         | 3052 - 220  | Corner Hinges              | 217         |
| 3023 - 300  | Consealed Hinges           | 187         | 3054 - 210  | Corner Hinges              | 210         |
| 3023 - 330  | Consealed Hinges           | 187         | 3054 - 220  | Corner Hinges              | 210         |
| 3023 - 501  | Stainless Steel            | 363         | 3054 - 330  | Consealed Hinges           | 178         |
| 3024 - 300  | Consealed Hinges           | 187         | 3054 - 500  | Stainless Steel            | 359         |
| 3024 - 330  | Consealed Hinges           | 187         | 3055 - 210  | Corner Hinges              | 211         |
| 3024 - 502  | Stainless Steel            | 363         | 3055 - 220  | Corner Hinges              | 211         |
| 3025 - 300  | Consealed Hinges           | 187         | 3055 - 330  | Consealed Hinges           | 184         |
| 3025 - 330  | Consealed Hinges           | 187         | 3056 - 210  | Corner Hinges              | 215         |
| 3025 - 501  | Stainless Steel            | 363         | 3056 - 220  | Corner Hinges              | 215         |
| 3026 - 300  | Consealed Hinges           | 182         | 3057 - 210  | Corner Hinges              | 214         |
| 3026 - 330  | Consealed Hinges           | 182         | 3057 - 220  | Corner Hinges              | 214         |
| 3026 - 500  | Stainless Steel            | 361         | 3058 - 210  | Corner Hinges              | 213         |
| 3027 - 300  | Consealed Hinges           | 187         | 3058 - 220  | Corner Hinges              | 213         |
| 3027 - 330  | Consealed Hinges           | 187         | 3059 - 200  | Leaf Hinges                | 145         |
| 3027 - 502  | Stainless Steel            | 363         | 3059 - 210  | Leaf Hinges                | 145         |
| 3028 - 400  | Consealed Hinges           | 186         | 3059 - 220  | Leaf Hinges                | 145         |
| 3028 - 405  | Consealed Hinges           | 186         | 3061 - 330  | Consealed Hinges           | 168         |
| 3030 - 210  | Leaf Hinges                | 156         | 3062 - 330  | Consealed Hinges           | 167         |

| Item Number | Section          | Page Number | Item Number | Section                    | Page Number |
|-------------|------------------|-------------|-------------|----------------------------|-------------|
| 3063 - 330  | Consealed Hinges | 164         | 3093 - 438  | Side Hinges                | 196         |
| 3064 - 350  | Consealed Hinges | 169         | 3094 - 330  | Consealed Hinges           | 183         |
| 3065 - 310  | Leaf Hinges      | 147         | 3095 - 350  | Consealed Hinges           | 180         |
| 3065 - 500  | Stainless Steel  | 345         | 3096 - 350  | Consealed Hinges           | 174         |
| 3066 - 310  | Leaf Hinges      | 147         | 3097 - 350  | Consealed Hinges           | 175         |
| 3066 - 500  | Stainless Steel  | 345         | 3159 - 200  | Leaf Hinges                | 145         |
| 3067 - 210  | Side Hinges      | 194         | 3159 - 210  | Leaf Hinges                | 145         |
| 3067 - 220  | Side Hinges      | 194         | 3159 - 220  | Leaf Hinges                | 145         |
| 3067 - 500  | Stainless Steel  | 352         | 3171 - 200  | Leaf Hinges                | 146         |
| 3068 - 100  | Side Hinges      | 192         | 3171 - 210  | Leaf Hinges                | 146         |
| 3068 - 220  | Side Hinges      | 192         | 3171 - 220  | Leaf Hinges                | 146         |
| 3069 - 200  | Leaf Hinges      | 141         | 3180 - 200  | Leaf Hinges                | 148         |
| 3069 - 210  | Leaf Hinges      | 141         | 3180 - 210  | Leaf Hinges                | 148         |
| 3069 - 220  | Leaf Hinges      | 141         | 3180 - 220  | Leaf Hinges                | 148         |
| 3070 - 200  | Leaf Hinges      | 140         | 3181 - 200  | Leaf Hinges                | 149         |
| 3070 - 210  | Leaf Hinges      | 140         | 3181 - 210  | Leaf Hinges                | 149         |
| 3070 - 220  | Leaf Hinges      | 140         | 3181 - 220  | Leaf Hinges                | 149         |
| 3071 - 200  | Leaf Hinges      | 146         | 3196 - 350  | Consealed Hinges           | 174         |
| 3071 - 210  | Leaf Hinges      | 146         | 3249 - 340  | Consealed Hinges           | 172         |
| 3071 - 210  | Side Hinges      | 193         | 3249 - 341  | Consealed Hinges           | 172         |
| 3071 - 220  | Leaf Hinges      | 146         | 3249 - 350  | Consealed Hinges           | 172         |
| 3071 - 220  | Side Hinges      | 193         | 3249 - 351  | Consealed Hinges           | 172         |
| 3073 - 330  | Consealed Hinges | 185         | 4001 - 001  | Handles                    | 234         |
| 3074 - 210  | Side Hinges      | 191         | 4001 - 001  | HVAC Locks and Accessories | 303         |
| 3074 - 220  | Side Hinges      | 191         | 4001 - 101  | Handles                    | 234         |
| 3076 - 100  | Consealed Hinges | 186         | 4001 - 101  | HVAC Locks and Accessories | 303         |
| 3077 - 330  | Consealed Hinges | 181         | 4002 - 001  | Handles                    | 235         |
| 3079 - 210  | Leaf Hinges      | 158         | 4002 - 001  | HVAC Locks and Accessories | 303         |
| 3079 - 220  | Leaf Hinges      | 158         | 4003 - 001  | Handles                    | 239         |
| 3080 - 200  | Leaf Hinges      | 148         | 4003 - 200  | Handles                    | 238         |
| 3080 - 210  | Leaf Hinges      | 148         | 4003 - 300  | Handles                    | 238         |
| 3080 - 220  | Leaf Hinges      | 148         | 4003 - 400  | Handles                    | 238         |
| 3080 - 500  | Stainless Steel  | 347         | 4003 - 500  | Handles                    | 238         |
| 3081 - 200  | Leaf Hinges      | 149         | 4004 - 101  | Handles                    | 241         |
| 3081 - 210  | Leaf Hinges      | 149         | 4004 - 200  | Handles                    | 240         |
| 3081 - 220  | Leaf Hinges      | 149         | 4004 - 300  | Handles                    | 240         |
| 3081 - 500  | Stainless Steel  | 346         | 4004 - 400  | Handles                    | 240         |
| 3082 - 210  | Side Hinges      | 190         | 4004 - 500  | Handles                    | 240         |
| 3082 - 220  | Side Hinges      | 190         | 4005 - 210  | Handles                    | 243         |
| 3083 - 201  | Leaf Hinges      | 152         | 4005 - 220  | Handles                    | 243         |
| 3083 - 211  | Leaf Hinges      | 152         | 4006 - 220  | Handles                    | 243         |
| 3083 - 221  | Leaf Hinges      | 152         | 4011 - 210  | Handles                    | 242         |
| 3084 - 500  | Stainless Steel  | 349         | 4011 - 220  | Handles                    | 242         |
| 3085 - 400  | Side Hinges      | 195         | 4103 - 200  | Handles                    | 238         |
| 3085 - 450  | Side Hinges      | 195         | 4103 - 300  | Handles                    | 238         |
| 3086 - 400  | Side Hinges      | 195         | 4103 - 400  | Handles                    | 238         |
| 3086 - 408  | Side Hinges      | 196         | 4103 - 500  | Handles                    | 238         |
| 3086 - 438  | Side Hinges      | 196         | 4104 - 200  | Handles                    | 240         |
| 3086 - 450  | Side Hinges      | 195         | 4104 - 300  | Handles                    | 240         |
| 3087 - 406  | Side Hinges      | 196         | 4104 - 400  | Handles                    | 240         |
| 3087 - 408  | Side Hinges      | 196         | 4104 - 500  | Handles                    | 240         |
| 3087 - 436  | Side Hinges      | 196         | 4400 - 001  | Accessories                | 322         |
| 3087 - 438  | Side Hinges      | 196         | 4400 - 002  | Accessories                | 324         |
| 3088 - 400  | Side Hinges      | 196         | 4400 - 003  | Accessories                | 322         |
| 3088 - 408  | Side Hinges      | 196         | 4400 - 004  | Accessories                | 322         |
| 3088 - 400  | Side Hinges      | 196         | 4400 - 005  | Accessories                | 322         |
| 3088 - 438  | Side Hinges      | 196         | 4400 - 006  | Accessories                | 324         |
| 3090 - 440  | Side Hinges      | 197         | 4400 - 007  | Accessories                | 324         |
| 3091 - 400  | Side Hinges      | 196         | 4400 - 009  | Accessories                | 324         |
| 3091 - 430  | Side Hinges      | 196         | 4400 - 010  | Accessories                | 324         |
| 3091 - 430  | Side Hinges      | 197         | 4400 - 011  | Accessories                | 323         |
| 3092 - 430  | Side Hinges      | 198         | 4400 - 012  | Accessories                | 323         |
| 3092 - 440  | Side Hinges      | 198         | 4901 - 008  | Accessories                | 312         |
| 3093 - 310  | Consealed Hinges | 161         | 4901 - 010  | Accessories                | 312         |
| 3093 - 406  | Side Hinges      | 196         | 4901 - 012  | Accessories                | 312         |
| 3093 - 408  | Side Hinges      | 196         | 4901 - 014  | Accessories                | 312         |
| 3093 - 436  | Side Hinges      | 196         | 4901 - 016  | Accessories                | 312         |



| Item Number           | Section                         | Page Number | Item Number           | Section                             | Page Number |
|-----------------------|---------------------------------|-------------|-----------------------|-------------------------------------|-------------|
| 4902 - 008.....       | Accessories.....                | 312         | 6927 - 100.....       | Gaskets.....                        | 223         |
| 4902 - 010.....       | Accessories.....                | 312         | 6928 - 100.....       | Gaskets.....                        | 223         |
| 4902 - 012.....       | Accessories.....                | 312         | 6929 - 100.....       | Gaskets.....                        | 224         |
| 4905 - 008.....       | Accessories.....                | 312         | 6930 - 100.....       | Gaskets.....                        | 224         |
| 4905 - 010.....       | Accessories.....                | 312         | 6931 - 100.....       | Gaskets.....                        | 224         |
| 4905 - 012.....       | Accessories.....                | 312         | 6932 - 100.....       | Gaskets.....                        | 224         |
| 5000 - 511.....       | Stainless Steel.....            | 375         | 6933 - 100.....       | Gaskets.....                        | 224         |
| 5000 - 512.....       | Stainless Steel.....            | 375         | 6934 - 100.....       | Gaskets.....                        | 224         |
| 5000 - 513.....       | Stainless Steel.....            | 375         | 6935 - 100.....       | Gaskets.....                        | 225         |
| 5000 - 514.....       | Stainless Steel.....            | 375         | 6936 - 100.....       | Gaskets.....                        | 225         |
| 5000 - 519.....       | Stainless Steel.....            | 375         | 6937 - 100.....       | Gaskets.....                        | 225         |
| 5000 - 520.....       | Stainless Steel.....            | 375         | 6938 - 100.....       | Gaskets.....                        | 225         |
| 5100 - 31X.....       | HVAC Locks and Accessories..... | 280         | 6939 - 100.....       | Gaskets.....                        | 231         |
| 5100 - 32X.....       | HVAC Locks and Accessories..... | 278         | 6940 - 100.....       | Gaskets.....                        | 230         |
| 5100 - 41X.....       | HVAC Locks and Accessories..... | 280         | 6940 - 120.....       | Gaskets.....                        | 230         |
| 5100 - 52X.....       | HVAC Locks and Accessories..... | 278         | 6940 - 130.....       | Gaskets.....                        | 230         |
| 5100 - 62X.....       | HVAC Locks and Accessories..... | 278         | 6941 - 100.....       | Gaskets.....                        | 230         |
| 5101 - 51X.....       | HVAC Locks and Accessories..... | 280         | 6942, 6969 - 100..... | Gaskets.....                        | 230         |
| 5101 - 61X.....       | HVAC Locks and Accessories..... | 280         | 6970 - 100.....       | Gaskets.....                        | 226         |
| 5102 - 51X.....       | HVAC Locks and Accessories..... | 280         | 6971 - 100.....       | Gaskets.....                        | 227         |
| 5102 - 51X.....       | HVAC Locks and Accessories..... | 280         | 6972 - 100.....       | Gaskets.....                        | 227         |
| 5200 - 22X.....       | HVAC Locks and Accessories..... | 282         | 6973 - 100.....       | Gaskets.....                        | 227         |
| 5200 - 51X.....       | HVAC Locks and Accessories..... | 284         | 6974 - 100.....       | Gaskets.....                        | 228         |
| 5200 - 71X.....       | HVAC Locks and Accessories..... | 284         | 6975 - 100.....       | Gaskets.....                        | 228         |
| 5220 - 0XX.....       | HVAC Locks and Accessories..... | 274         | 6976 - 100.....       | Gaskets.....                        | 228         |
| 5230 - 0XX.....       | HVAC Locks and Accessories..... | 276         | 6977 - 100.....       | Gaskets.....                        | 228         |
| 54X0 - L.....         | Stainless Steel.....            | 337         | 6978 - 100.....       | Gaskets.....                        | 228         |
| 5540 - 300.....       | HVAC Locks and Accessories..... | 290         | 6979 - 100.....       | Gaskets.....                        | 228         |
| 5540 - 400.....       | HVAC Locks and Accessories..... | 290         | 6980 - 100.....       | Gaskets.....                        | 229         |
| 5540 - 500.....       | HVAC Locks and Accessories..... | 290         | 6981 - 100.....       | Gaskets.....                        | 229         |
| 5540 - 600.....       | HVAC Locks and Accessories..... | 290         | 6982 - 100.....       | Gaskets.....                        | 229         |
| 5550 - 300.....       | HVAC Locks and Accessories..... | 291         | 6983 - 100.....       | Gaskets.....                        | 231         |
| 5550 - 400.....       | HVAC Locks and Accessories..... | 291         | 6984 - 100.....       | Gaskets.....                        | 231         |
| 5550 - 500.....       | HVAC Locks and Accessories..... | 291         | 6985 - 100.....       | Gaskets.....                        | 231         |
| 5550 - 600.....       | HVAC Locks and Accessories..... | 291         | 6986 - 100.....       | Gaskets.....                        | 231         |
| 5710 - 100.....       | HVAC Locks and Accessories..... | 287         | 6990 - 100.....       | Gaskets.....                        | 220         |
| 5820 - 200.....       | HVAC Locks and Accessories..... | 289         | 6XXX - 100.....       | Gaskets.....                        | 220         |
| 5850 - 100.....       | HVAC Locks and Accessories..... | 289         | 6XXX - 200.....       | Gaskets.....                        | 220         |
| 5900 - 2XX.....       | Stainless Steel.....            | 336         | 7001 - 001.....       | Accessories.....                    | 321         |
| 5900 - 4XX.....       | Stainless Steel.....            | 336         | 7001 - 002.....       | Accessories.....                    | 321         |
| 6901 - 100.....       | Gaskets.....                    | 226         | 7001 - 003.....       | Accessories.....                    | 321         |
| 6901 - 120.....       | Gaskets.....                    | 226         | 7001 - 005.....       | Accessories.....                    | 321         |
| 6901 - 130.....       | Gaskets.....                    | 226         | 7001 - 006.....       | Accessories.....                    | 321         |
| 6902 - 100.....       | Gaskets.....                    | 225         | 7001 - 007.....       | Accessories.....                    | 321         |
| 6903 - 100.....       | Gaskets.....                    | 225         | 7002 - 001.....       | HVAC Locks and Accessories.....     | 288         |
| 6904 - 100.....       | Gaskets.....                    | 226         | 7002 - 002.....       | HVAC Locks and Accessories.....     | 288         |
| 6905 - 100.....       | Gaskets.....                    | 226         | 7002 - 005.....       | HVAC Locks and Accessories.....     | 288         |
| 6906 - 100.....       | Gaskets.....                    | 226         | 7002 - 101.....       | HVAC Locks and Accessories.....     | 288         |
| 6907 - 100.....       | Gaskets.....                    | 226         | 7002 - 102.....       | HVAC Locks and Accessories.....     | 288         |
| 6908, 6910 - 100..... | Gaskets.....                    | 230         | 7003 - 001.....       | Latches.....                        | 261         |
| 6911 - 100.....       | Gaskets.....                    | 221         | 7003 - 002.....       | Latches.....                        | 261         |
| 6912 - 100.....       | Gaskets.....                    | 221         | 7005 - 001.....       | Latches.....                        | 270         |
| 6913 - 100.....       | Gaskets.....                    | 221         | 7010 - 103.....       | Power Distribution Units (PDU)..... | 392         |
| 6914 - 100.....       | Gaskets.....                    | 221         | 7010 - 106.....       | Power Distribution Units (PDU)..... | 392         |
| 6914 - 120.....       | Gaskets.....                    | 221         | 7010 - 109.....       | Power Distribution Units (PDU)..... | 392         |
| 6915 - 102.....       | Gaskets.....                    | 221         | 7010 - 112.....       | Power Distribution Units (PDU)..... | 392         |
| 6916 - 100.....       | Gaskets.....                    | 221         | 7020 - 103.....       | Power Distribution Units (PDU)..... | 392         |
| 6917 - 100.....       | Gaskets.....                    | 222         | 7020 - 106.....       | Power Distribution Units (PDU)..... | 392         |
| 6918 - 100.....       | Gaskets.....                    | 222         | 7020 - 109.....       | Power Distribution Units (PDU)..... | 392         |
| 6919 - 100.....       | Gaskets.....                    | 222         | 7020 - 112.....       | Power Distribution Units (PDU)..... | 392         |
| 6920 - 102.....       | Gaskets.....                    | 222         | 7030 - 106.....       | Power Distribution Units (PDU)..... | 392         |
| 6922 - 100.....       | Gaskets.....                    | 222         | 7040 - 106.....       | Power Distribution Units (PDU)..... | 393         |
| 6922 - 120.....       | Gaskets.....                    | 222         | 7050 - 106.....       | Power Distribution Units (PDU)..... | 393         |
| 6923 - 100.....       | Gaskets.....                    | 222         | 7050 - 109.....       | Power Distribution Units (PDU)..... | 393         |
| 6924 - 100.....       | Gaskets.....                    | 223         | 7060 - 106.....       | Power Distribution Units (PDU)..... | 393         |
| 6925 - 100.....       | Gaskets.....                    | 223         | 7060 - 109.....       | Power Distribution Units (PDU)..... | 393         |
| 6926 - 100.....       | Gaskets.....                    | 223         | 7101 - 0XX.....       | Accessories.....                    | 316         |

| Item Number | Section                    | Page Number |
|-------------|----------------------------|-------------|
| 7102 - 0XX  | Accessories                | 316         |
| 7201 - 001  | Latches                    | 246         |
| 7201 - 002  | Latches                    | 246         |
| 7202 - 001  | Quarter Turns              | 37          |
| 7203 - 001  | Quarter Turns              | 44          |
| 7203 - 002  | Quarter Turns              | 44          |
| 7204 - 001  | Handles                    | 236         |
| 7204 - 001  | HVAC Locks and Accessories | 302         |
| 7204 - 002  | Handles                    | 236         |
| 7204 - 002  | HVAC Locks and Accessories | 302         |
| 7205 - 001  | Handles                    | 237         |
| 7205 - 001  | HVAC Locks and Accessories | 302         |
| 7210 - 001  | Quarter Turns              | 44          |
| 7210 - 002  | Quarter Turns              | 44          |
| 7250 - 00X  | HVAC Locks and Accessories | 304         |
| 7250 - 00X  | Accessories                | 318         |
| 7250 - 10X  | HVAC Locks and Accessories | 304         |
| 7250 - 10X  | Accessories                | 318         |
| 7251 - 001  | HVAC Locks and Accessories | 304         |
| 7251 - 001  | Accessories                | 319         |
| 7251 - 101  | HVAC Locks and Accessories | 304         |
| 7251 - 101  | Accessories                | 319         |
| 7301 - 00X  | Accessories                | 317         |
| 7302 - 00X  | Accessories                | 317         |
| 7303 - 001  | Accessories                | 325         |
| 7305 - 001  | Accessories                | 325         |
| 7305 - 002  | Accessories                | 325         |
| 7306 - 001  | Accessories                | 325         |
| 7306 - 002  | Accessories                | 325         |
| 7307 - 001  | Accessories                | 327         |
| 7308 - 001  | Accessories                | 327         |
| 7309 - 001  | Accessories                | 327         |
| 7310 - 001  | Accessories                | 327         |
| 7311 - 001  | Accessories                | 320         |
| 7311 - 001  | Accessories                | 326         |
| 7312 - 001  | Accessories                | 326         |
| 7400 - 331  | Latches                    | 262         |
| 7400 - 332  | Latches                    | 262         |
| 7400 - 334  | Latches                    | 262         |
| 7400 - 338  | Latches                    | 262         |
| 7400 - 339  | Latches                    | 262         |
| 7400 - 501  | Stainless Steel            | 364         |
| 7400 - 502  | Stainless Steel            | 364         |
| 7400 - 504  | Stainless Steel            | 364         |
| 7400 - 508  | Stainless Steel            | 364         |
| 7400 - 509  | Stainless Steel            | 364         |
| 7401 - 001  | Accessories                | 309         |
| 7401 - 330  | Latches                    | 268         |
| 7401 - 500  | Stainless Steel            | 370         |
| 7402 - 330  | Latches                    | 269         |
| 7402 - 500  | Stainless Steel            | 371         |
| 7403 - 330  | Latches                    | 265         |
| 7403 - 500  | Stainless Steel            | 367         |
| 7404 - 330  | Latches                    | 267         |
| 7404 - 500  | Stainless Steel            | 369         |
| 7405 - 330  | Latches                    | 263         |
| 7405 - 500  | Stainless Steel            | 365         |
| 7406 - 330  | Latches                    | 266         |
| 7406 - 500  | Stainless Steel            | 368         |
| 7407 - 330  | Latches                    | 264         |
| 7407 - 500  | Stainless Steel            | 366         |
| 7521 - 001  | HVAC Locks and Accessories | 297         |
| 7521 - 001  | Accessories                | 313         |
| 7522 - 001  | HVAC Locks and Accessories | 298         |
| 7522 - 001  | Accessories                | 314         |
| 7523 - 001  | HVAC Locks and Accessories | 299         |
| 7523 - 001  | Accessories                | 315         |

| Item Number           | Section                        | Page Number |
|-----------------------|--------------------------------|-------------|
| 7523 - 101            | HVAC Locks and Accessories     | 299         |
| 7523 - 101            | Accessories                    | 315         |
| 7531 - 33X            | HVAC Locks and Accessories     | 300         |
| 7531 - 33X            | Accessories                    | 310         |
| 7531 - 50X            | Stainless Steel                | 372         |
| 7532 - 33X            | HVAC Locks and Accessories     | 300         |
| 7532 - 33X            | Accessories                    | 310         |
| 7532 - 50X            | Stainless Steel                | 372         |
| 7533 - 330            | HVAC Locks and Accessories     | 301         |
| 7533 - 330            | Accessories                    | 311         |
| 7733 - 500            | Stainless Steel                | 373         |
| 7534 - 33X            | HVAC Locks and Accessories     | 300         |
| 7534 - 33X            | Accessories                    | 310         |
| 7534 - 50X            | Stainless Steel                | 372         |
| 7540 - 001            | Accessories                    | 308         |
| 7540 - 002            | Accessories                    | 308         |
| 7550 - 500            | Stainless Steel                | 373         |
| 7710 - 001 - XXX      | Latches                        | 247         |
| 7710 - 002 - XXX      | Latches                        | 247         |
| 7710 - 101 - XXX      | Latches                        | 247         |
| 7710 - 102 - XXX      | Latches                        | 247         |
| 7722 - 100            | Latches                        | 248         |
| 7722 - 127            | Latches                        | 248         |
| 7722 - 129            | Latches                        | 248         |
| 7722 - 200            | Latches                        | 248         |
| 7722 - 227            | Latches                        | 248         |
| 7722 - 229            | Latches                        | 248         |
| 7723 - 100            | Latches                        | 249         |
| 7723 - 127            | Latches                        | 249         |
| 7723 - 129            | Latches                        | 249         |
| 7723 - 200            | Latches                        | 249         |
| 7723 - 227            | Latches                        | 249         |
| 7723 - 229            | Latches                        | 249         |
| 7740 - 330            | Latches                        | 251         |
| 7741 - 023            | Latches                        | 250         |
| 7741 - 027            | Latches                        | 250         |
| 7741 - 029            | Latches                        | 250         |
| 7742 - 023            | Latches                        | 250         |
| 7742 - 027            | Latches                        | 250         |
| 7742 - 029            | Latches                        | 250         |
| 7750 - 027            | Latches                        | 252         |
| 7755 - 027            | Latches                        | 253         |
| 7755 - 027            | Stainless Steel                | 374         |
| 7762 - 100 - MK - XXX | Latches                        | 254         |
| 7762 - 200 - MK - XXX | Latches                        | 254         |
| 7763 - 100 - MK - XXX | Latches                        | 255         |
| 7763 - 200 - MK - XXX | Latches                        | 255         |
| 7772 - 100 - MK - XXX | Latches                        | 256         |
| 7772 - 200 - MK - XXX | Latches                        | 256         |
| 7773 - 100 - MK - XXX | Latches                        | 257         |
| 7773 - 200 - MK - XXX | Latches                        | 257         |
| 7780 - 100            | Latches                        | 258         |
| 7780 - 210            | Latches                        | 258         |
| 7790 - 100            | Latches                        | 259         |
| 7790 - 210            | Latches                        | 259         |
| 8010 - 105            | Power Distribution Units (PDU) | 383         |
| 8010 - 106            | Power Distribution Units (PDU) | 383         |
| 8010 - 106            | Power Distribution Units (PDU) | 383         |
| 8010 - 107            | Power Distribution Units (PDU) | 383         |
| 8010 - 107            | Power Distribution Units (PDU) | 383         |
| 8010 - 108            | Power Distribution Units (PDU) | 383         |
| 8010 - 108            | Power Distribution Units (PDU) | 383         |
| 8010 - 109            | Power Distribution Units (PDU) | 383         |
| 8010 - 206            | Power Distribution Units (PDU) | 383         |
| 8010 - 207            | Power Distribution Units (PDU) | 383         |
| 8010 - 208            | Power Distribution Units (PDU) | 383         |
| 8010 - 209            | Power Distribution Units (PDU) | 383         |

| Item Number | Section                        | Page Number | Item Number | Section                          | Page Number |
|-------------|--------------------------------|-------------|-------------|----------------------------------|-------------|
| 8020 - 105  | Power Distribution Units (PDU) | 383         | 8240 - 105  | Power Distribution Units (PDU)   | 386         |
| 8020 - 106  | Power Distribution Units (PDU) | 383         | 8240 - 106  | Power Distribution Units (PDU)   | 386         |
| 8020 - 107  | Power Distribution Units (PDU) | 383         | 8244 - 000  | Rod Latch Systems                | 97          |
| 8020 - 108  | Power Distribution Units (PDU) | 383         | 8245 - 000  | Rod Latch Systems                | 97          |
| 8030 - 105  | Power Distribution Units (PDU) | 384         | 8246 - 000  | Rod Latch Systems                | 97          |
| 8030 - 106  | Power Distribution Units (PDU) | 384         | 8250 - 103  | Power Distribution Units (PDU)   | 387         |
| 8030 - 107  | Power Distribution Units (PDU) | 384         | 8250 - 104  | Power Distribution Units (PDU)   | 387         |
| 8030 - 108  | Power Distribution Units (PDU) | 384         | 8250 - 105  | Power Distribution Units (PDU)   | 387         |
| 8040 - 105  | Power Distribution Units (PDU) | 384         | 8250 - 106  | Power Distribution Units (PDU)   | 387         |
| 8040 - 106  | Power Distribution Units (PDU) | 384         | 8260 - 104  | Power Distribution Units (PDU)   | 387         |
| 8040 - 107  | Power Distribution Units (PDU) | 384         | 8260 - 105  | Power Distribution Units (PDU)   | 387         |
| 8040 - 108  | Power Distribution Units (PDU) | 384         | 8260 - 106  | Power Distribution Units (PDU)   | 387         |
| 8050 - 104  | Power Distribution Units (PDU) | 385         | 8270 - 103  | Power Distribution Units (PDU)   | 388         |
| 8050 - 105  | Power Distribution Units (PDU) | 385         | 8270 - 104  | Power Distribution Units (PDU)   | 388         |
| 8050 - 106  | Power Distribution Units (PDU) | 385         | 8270 - 105  | Power Distribution Units (PDU)   | 388         |
| 8050 - 107  | Power Distribution Units (PDU) | 385         | 8270 - 106  | Power Distribution Units (PDU)   | 388         |
| 8060 - 104  | Power Distribution Units (PDU) | 385         | 8280 - 109  | Power Distribution Units (PDU)   | 394         |
| 8060 - 105  | Power Distribution Units (PDU) | 385         | 8290 - 109  | Power Distribution Units (PDU)   | 394         |
| 8060 - 106  | Power Distribution Units (PDU) | 385         | 8301 - L    | Cams, Accessories, Rods          | 86          |
| 8060 - 107  | Power Distribution Units (PDU) | 385         | 8302 - L    | Cams, Accessories, Rods          | 86          |
| 8070 - 104  | Power Distribution Units (PDU) | 385         | 8401 - L    | Cams, Accessories, Rods          | 89          |
| 8070 - 105  | Power Distribution Units (PDU) | 385         | 8402 - L    | Cams, Accessories, Rods          | 89          |
| 8070 - 106  | Power Distribution Units (PDU) | 385         | 8410 - L    | Cams, Accessories, Rods          | 81          |
| 8070 - 107  | Power Distribution Units (PDU) | 385         | 8410 - L    | Stainless Steel                  | 337         |
| 8080 - 103  | Power Distribution Units (PDU) | 384         | 8420 - L    | Cams, Accessories, Rods          | 81          |
| 8080 - 104  | Power Distribution Units (PDU) | 384         | 8420 - L    | Stainless Steel                  | 337         |
| 8080 - 105  | Power Distribution Units (PDU) | 384         | 8430 - L    | Cams, Accessories, Rods          | 81          |
| 8080 - 106  | Power Distribution Units (PDU) | 384         | 8430 - L    | Stainless Steel                  | 337         |
| 8090 - 103  | Power Distribution Units (PDU) | 386         | 8450 - L    | Cams, Accessories, Rods          | 81          |
| 8090 - 104  | Power Distribution Units (PDU) | 386         | 8450 - L    | Stainless Steel                  | 337         |
| 8090 - 105  | Power Distribution Units (PDU) | 386         | 8460 - L    | Cams, Accessories, Rods          | 81          |
| 8090 - 106  | Power Distribution Units (PDU) | 386         | 8460 - L    | Stainless Steel                  | 337         |
| 8100 - 106  | Power Distribution Units (PDU) | 388         | 8470 - L    | Cams, Accessories, Rods          | 81          |
| 8100 - 107  | Power Distribution Units (PDU) | 388         | 8480 - L    | Cams, Accessories, Rods          | 81          |
| 8100 - 108  | Power Distribution Units (PDU) | 388         | 8490 - L    | Cams, Accessories, Rods          | 81          |
| 8100 - 109  | Power Distribution Units (PDU) | 388         | 8501 - 001  | Cams, Accessories, Rods          | 87          |
| 8110 - 105  | Power Distribution Units (PDU) | 388         | 8502 - 001  | Cams, Accessories, Rods          | 87          |
| 8110 - 106  | Power Distribution Units (PDU) | 388         | 8503 - 001  | Cams, Accessories, Rods          | 87          |
| 8110 - 107  | Power Distribution Units (PDU) | 388         | 8510 - 001  | Cams, Accessories, Rods          | 90          |
| 8110 - 108  | Power Distribution Units (PDU) | 388         | 8510 - 002  | Cams, Accessories, Rods          | 90          |
| 8120 - 112  | Power Distribution Units (PDU) | 389         | 8511 - 001  | Cams, Accessories, Rods          | 83          |
| 8130 - 109  | Power Distribution Units (PDU) | 389         | 8511 - 002  | Cams, Accessories, Rods          | 83          |
| 8134 - 000  | Rod Latch Systems              | 98          | 8511 - 003  | Cams, Accessories, Rods          | 83          |
| 8135 - 000  | Rod Latch Systems              | 98          | 8512 - 001  | Cams, Accessories, Rods          | 90          |
| 8136 - 000  | Rod Latch Systems              | 98          | 8512 - 002  | Cams, Accessories, Rods          | 90          |
| 8140 - 118  | Power Distribution Units (PDU) | 389         | 8513 - 001  | Cams, Accessories, Rods          | 91          |
| 8144 - 000  | Rod Latch Systems              | 98          | 8515 - 001  | Cams, Accessories, Rods          | 82          |
| 8145 - 000  | Rod Latch Systems              | 98          | 8634 - 000  | Rod Latch Systems                | 96          |
| 8146 - 000  | Rod Latch Systems              | 98          | 8635 - 000  | Rod Latch Systems                | 96          |
| 8150 - 118  | Power Distribution Units (PDU) | 390         | 8636 - 000  | Rod Latch Systems                | 96          |
| 8150 - 500  | Stainless Steel                | 339         | 8644 - 000  | Rod Latch Systems                | 96          |
| 8160 - 120  | Power Distribution Units (PDU) | 390         | 8645 - 000  | Rod Latch Systems                | 96          |
| 8170 - 136  | Power Distribution Units (PDU) | 390         | 8646 - 000  | Rod Latch Systems                | 96          |
| 8180 - 118  | Power Distribution Units (PDU) | 391         | 8650 - 001  | Rod Latch Systems                | 136         |
| 8190 - 142  | Power Distribution Units (PDU) | 391         | 8660 - 001  | Rod Latch Systems                | 136         |
| 8230 - 103  | Power Distribution Units (PDU) | 386         | 8920 - 901  | Lighting Luminaries for Cabinets | 398         |
| 8230 - 104  | Power Distribution Units (PDU) | 386         | 8920 - 951  | Lighting Luminaries for Cabinets | 398         |
| 8230 - 105  | Power Distribution Units (PDU) | 386         | 8930 - 902  | Lighting Luminaries for Cabinets | 398         |
| 8230 - 106  | Power Distribution Units (PDU) | 386         | 8940 - 902  | Lighting Luminaries for Cabinets | 398         |
| 8234 - 000  | Rod Latch Systems              | 97          | 9000 - 101  | Power Distribution Units (PDU)   | 394         |
| 8235 - 000  | Rod Latch Systems              | 97          | 9000 - 102  | Power Distribution Units (PDU)   | 394         |
| 8236 - 000  | Rod Latch Systems              | 97          | 9000 - 103  | Power Distribution Units (PDU)   | 394         |
| 8240 - 103  | Power Distribution Units (PDU) | 386         | LB25 - 1051 | Lighting Luminaries for Cabinets | 399         |
| 8240 - 104  | Power Distribution Units (PDU) | 386         | LB47 - 1101 | Lighting Luminaries for Cabinets | 399         |