BIBUS

BIBUS SINDBY

Bustilbehør

Din partner – før, nu og i fremtiden

Indholdsfortegnelse

1
VIBRATIONSDÆMPERE

2
GUMMIMÅTTER

3
KANTLISTER

4
RUDEPROFILER OG LÅSEKILER

5
HANDIWASH

6
VENTILATION OG PUMPER

7
GASFJEDRE

8
NØGLER OG LÅSE

9
DIVERSE

BIBUS SINDBY A/S
Edisonvej 11
DK-7100 Vejle
bibus@bibus.dk

Tel.: +45 75 88 21 22
Fax.: +45 75 88 21 21
www.bibus-sindby.dk

BIBUS SINDBY

TYPE M

Flere størrelser kan skaffes på bestilling

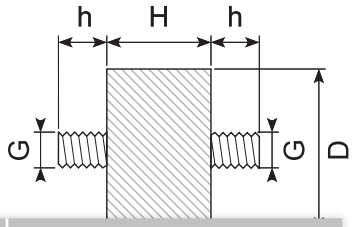

Varenr.	Hårdhed	D	H	h	G	Bemærk
39.M9/12-43	SH 43	9	12	8	M4	
39.M10/10	SH 57	10	10	10	M4	
39.M15/15	SH 57	15	15	10	M4	
39.M1810	SH 55	18	10	12	M6	
39.M20/8-M6	SH 55	20	8	18	M6	
39.M20/10-M6	SH 55	20	10	18	M6	
39.M20/10	SH 55	20	10	18	M8	
39.M2015	SH 55	20	15	18	M6	
39.M20/15-A4	SH 55	20	15	18	M6	A4: Syrefast
39.M2020-M6-45	SH 43	20	20	15	M6	
39.M20/20-A2	SH 55	20	20	18	M6	A2: Rustfri
39.M2020	SH 55	20	20	18	M6	
39.M2020-M8	SH 55	20	20	18	M8	
39.M25/10-M6ESD	SH 55	25	10	18	M6	ESD
39.M25/10-M8	SH 55	25	10	10	M8	
39.M25/10-M8×10/20	SH 55	25	10	10 / 20	M8	
39.M2515	SH 55	25	15	18	M6	
39.M2515-55	SH 55	25	15	18	M8	
39.M2520-M6	SH 55	25	20	18	M6	
39.M2520	SH 55	25	20	18	M8	
39.M25/22	SH 55	25	22	10	M8	
39.M30/10	SH 55	30	10	23	M8	
39.M3015-M8×15	SH 55	30	15	15	M8	
39.M3015	SH 55	30	15	23	M8	
39.M30/20XX	SH 68	30	20	6 / 12	M8	
39.M3020-55	SH 55	30	20	23	M8	
39.M3020	SH 65	30	20	23	M8	
39.M3030-SS	SH 57	30	30	10	M8	A2: Rustfri
39.M3030	SH 55	30	30	23	M8	
39.M40/20	SH 55	40	20	23	M8	
39.M4025	SH 55	40	25	23	M8	
39.M4030	SH 55	40	30	23	M8	
39.M4038	SH 55	40	38	23	M8	
39.M40/38-M12	SH 55	40	38	23	M12	
39.M40/40	SH 55	40	40	28	M10	
39.M40/40-A2	SH 55	40	40	28	M10	A2: Rustfri
39.M40/50-A2	SH 43	40	50	33 / 23	M10	A2: Rustfri
39.M50/20-M10X	SH 55	50	20	12 / 20	M10	
39.M50/20NBR	SH 55	50	20	33	M10	
39.M5025	SH 55	50	25	28	M10	
39.M50/30-A2	SH 55	50	30	28	M10	
39.M5030	SH 55	50	30	33	M10	
39.M50/30NBR	SH 55	50	30	33	M10	
39.M5040	SH 55	50	40	25	M12	
39.M5045	SH 65	50	45	27	M10	
39.M5050	SH 55	50	50	28	M10	
39.M6035	SH 55	60	35	25	M12	
39.M6050	SH 55	60	50	28	M10	
39.M7540	SH 55	75	40	37	M12	
39.M7550	SH 55	75	50	37	M12	
39.M7560	SH 55	75	60	33	M12	
39.M8050	SH 55	80	50	37	M12	
39.M100/50NBR	SH 55	100	50	41	M16	
39.M100/55-40	SH 40	100	55	42	M14	

TYPE B

Flere størrelser kan skaffes på bestilling



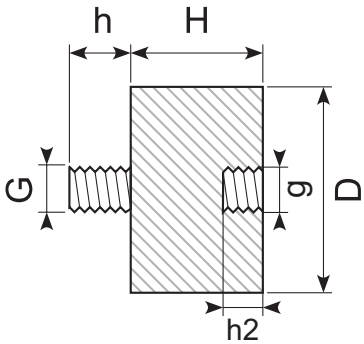

Varenr.	Hårdhed	D	H	h	h2	G	g	Bemærk
39.B08/08-43	SH 43	8	8	6	3	M3	M3	
39.B10/10	SH 57	10	10	10	4	M4	M4	
39.B15/10	SH 57	15	10	8	5	M5	M5	
39.B15/15-M4x8	SH 57	15	15	8	4	M4	M4	
39.B15/15-M5x10	SH 60	15	15	10	5	M5	M5	
39.B15/15-R11	SH 60	15	15	10	5	M5	M5	R11
39.B15/15	SH 55	15	15	10	6	M6	M6	
39.B16/18	SH 55	16	18	10	5	M5	M5	
39.B20/10-M6	SH 55	20	10	18	6	M6	M6	
39.B20/10	SH 55	20	10	18	8	M8	M8	
39.B20/15-M6-43	SH 43	20	15	10	6	M6	M6	
39.B20/15-M6	SH 57	20	15	10	6	M6	M6	
39.B20/15-A4	SH 55	20	15	18	6	M6	M6	
39.B20/15	SH 55	20	15	18	8	M8	M8	
39.B20/20-M6-43	SH 43	20	20	10	6	M6	M6	
39.B20/20-M6x15-43	SH 43	20	20	15	6	M6	M6	
39.B20/20-M6	SH 57	20	20	10	6	M6	M6	
39.B2020	SH 55	20	20	18	8	M8	M8	
39.B20/25-M6	SH 55	20	25	18	6	M6	M6	
39.B2513	SH 55	25	13	18	6	M6	M6	
39.B25/25-M6	SH 55	25	25	18	6	M6	M6	
39.B25/25	SH 55	25	25	18	8	M8	M8	
39.B25/30	SH 55	25	30	18	6	M6	M6	
39.B30/20-M6x10-43	SH 43	30	20	10	6	M6	M6	
39.B30/20-M6x10-57	SH 57	30	20	10	6	M6	M6	
39.B30/20XXX	SH 55	30	20	8	8	M8	M8	
39.B30/20XX	SH 68	30	20	12	8	M8	M8	
39.B30/20X	SH 55	30	20	20	8	M8	M8	
39.B30/20	SH 55	30	20	33	8	M8	M8	
39.B30/20NBR	SH 55	30	20	33	8	M8	M8	
39.B30/25-43	SH 43	30	25	15	8	M8	M8	
39.B30/30-M6	SH 55	30	30	20	6	M6	M6	
39.B30/30-M6-M8x23	SH 55	30	30	23	8	M8	M6	
39.B3030	SH 55	30	30	23	8	M8	M8	
39.B30/40	SH 55	30	40	20	8	M8	M8	
39.B40/20	SH 55	40	20	23	8	M8	M8	
39.B40/30-M8x10-43	SH 43	40	30	10	8	M8	M8	
39.B40/30	SH 55	40	30	23	8	M8	M8	
39.B40/35	SH 55	40	35	23	8	M8	M8	
39.B50/20-M8	SH 55	50	20	15	8	M8	M8	
39.B50/25	SH 55	50	25	28	10	M10	M10	
39.B50/30	SH 55	50	30	28	10	M10	M10	
39.B50/40-43	SH 43	50	40	10	10	M10	M10	
39.B50/40	SH 57	50	40	28	10	M10	M10	
39.B50/50-M10	SH 55	50	50	28	10	M10	M10	
39.B50/50	SH 55	50	50	28	12	M12	M12	
39.B60/30	SH 55	60	30	25	12	M12	M12	
39.B60/40	SH 68	60	40	25	12	M12	M12	
39.B60/45-A2	SH 55	60	45	23	12	M12	M12	A2: Rustfri
39.M60/50	SH 55	60	50	28	10	M10	M10	
39.B75/30	SH 55	75	30	25	12	M12	M12	
39.B75/40-M8x18X	SH 55	75	40	18	8	M8	M8	
39.B75/40-M10x18	SH 55	75	40	18	10	M10	M10	
39.B75/40	SH 55	75	40	25	12	M12	M12	
39.B75/40-M12x40	SH 55	75	40	40	12	M12	M12	
39.B75/50	SH 55	75	50	25	12	M12	M12	
39.B100/30	SH 55	100	30	46	16	M16	M16	
39.B100/40	SH 55	100	40	46	16	M16	M16	
39.B100/50	SH 55	100	50	46	16	M16	M16	
39.B100/75	SH 43	100	75	46	16	M16	M16	
39.B100/75-55	SH 55	100	75	45	16	M16	M16	

TYPE C

Flere størrelser kan skaffes på bestilling



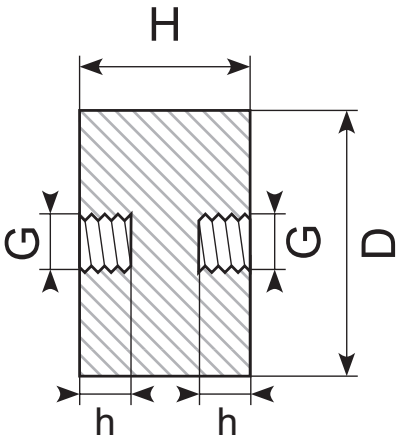

Varenr.	Hårdhed	D	H	h	G	Bemærk
39.C20/10	SH 55	20	10	4	M4	
39.C20/15	SH 57	20	15	6	M6	
39.C20/20	SH 55	20	20	6	M6	
39.C20/20-A4	SH 55	20	20	6	M6	A4: Syrefast
39.C20/25-VMQ	SH 55	20	25	4	M4	Transparent silikone, A4: Syrefast
39.C25/10	SH 55	25	10	4	M4	
39.C25/15	SH 55	25	15	6	M6	
39.C25/15-A2	SH 55	25	15	6	M6	A2: Rustfri
39.C25/25	SH 55	25	25	6	M6	
39.C25/25-M8	SH 55	25	25	8	M8	
39.C30/15	SH 55	30	15	8	M8	Åben indsats
39.C30/20	SH 55	30	20	8	M8	
39.C30/22	SH 55	30	22	8	M8	
39.C30/30-A4	SH 57	30	30	8	M8	A4: Syrefast
39.C30/30	SH 65	30	30	8	M8	
39.C30/40	SH 55	30	40	8	M8	
39.C40/20	SH 55	40	20	8	M8	
39.C40/25	SH 55	40	25	8	M8	
39.C40/30	SH 55	40	30	8	M8	
39.C40/40	SH 55	40	40	8	M8	
39.C40/40-M10	SH 55	40	40	10	M10	
39.C40/50	SH 55	40	50	8	M8	
39.C40/50-68	SH 68	40	50	8	M8	
39.C50/20	SH 55	50	20	10	M10	
39.C50/25	SH 55	50	25	10	M10	
39.C50/30-M8	SH 55	50	30	8	M8	
39.C50/30	SH 55	50	30	10	M10	
39.C50/30-A2	SH 57	50	30	10	M10	A2: Rustfri
39.C50/30-68	SH 68	50	30	10	M10	
39.C50/35-43	SH 43	50	35	10	M10	
39.C50/35	SH 55	50	35	10	M10	
39.C50/40	SH 55	50	40	10	M10	
39.C50/40-M12	SH 55	50	40	12	M12	
39.C50/45	SH 55	50	45	10	M10	
39.C50/50	SH 57	50	50	10	M10	
39.C60/30-M8	SH 55	60	30	8	M8	
39.C60/30	SH 55	60	30	10	M10	
39.C60/40-M10	SH 43	60	40	10	M10	
39.C60/40-M12	SH 43	60	40	12	M12	
39.C60/40	SH 65	60	40	12	M12	
39.C60/45	SH 65	60	45	10	M10	
39.C65/35-M10	SH 55	65	35	10	M10	
39.C65/35	SH 55	65	35	12	M12	
39.C70/45-M10	SH 55	70	45	10	M10	
39.C70/50-A2	SH 55	70	50	12	M12	A2: Rustfri
39.C75/30-M10	SH 55	75	30	10	M10	
39.C75/30-M10-68	SH 68	75	30	10	M10	
39.C75/30	SH 55	75	30	12	M12	
39.C75/50	SH 57	75	50	12	M12	
39.C75/55-M10	SH 55	75	55	10	M10	
39.C75/55-43A	SH 43	75	55	12	M12	
39.C75/55	SH 55	75	55	12	M12	
39.C100/40	SH 65	100	40	16	M16	
39.C100/50	SH 55	100	50	16	M16	
39.C100/55NBR68	SH 68	100	55	16	M16	
39.C100/60-M12	SH 55	100	60	12	M12	
39.C100/75	SH 55	100	75	16	M16	
39.C150/40	SH 65	150	40	16	M16	
39.C150/75-M20	SH 55	150	75	20	M20	
39.C200/100	SH 55	200	100	20	M20	

TYPE D

Flere størrelser kan skaffes på bestilling



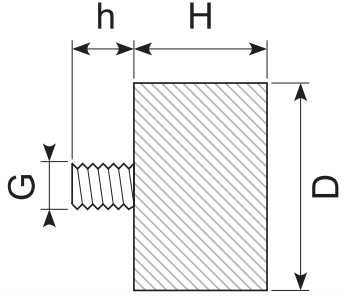

Varenr.	Hårdhed	D	H	h	G	Bemærk
39.D8/5	SH 55	8	5	6	M4	
39.D10/10	SH 55	10	10	10	M5	
39.D10/10-A2	SH 55	10	10	10	M5	A2: Rustfri
39.D13/13-M8x35	SH 68	13	13	38	M8	
39.D15/4G-M4x6	SH 68	15	4	6	M4	Grå - RAL 7035
39.D15/10	SH 55	15	10	15	M5	
39.D15/10-M6	SH 55	15	10	18	M6	
39.D15/15	SH 55	15	15	15	M5	
39.D15/15-M6	SH 55	15	15	15	M6	
39.20/8-M8	SH 55	20	8	8	M8	
39.D20/10	SH 55	20	10	18	M6	
39.D20/10-A4	SH 55	20	10	18	M6	A4: Syrefast
39.20/15-M5	SH 57	20	15	8	M5	
39.D20/15E	SH 55	20	15	15	M6	
39.D20/20	SH 55	20	20	15	M5	
39.D20/20-M6x43	SH 43	20	20	15	M6	
39.D20/20-M6	SH 55	20	20	18	M6	
39.D25/15	SH 55	25	15	18	M6	
39.D25/15-A2	SH 68	25	15	18	M6	A2: Rustfri
39.D25/18	SH 55	25	18	20	M8	
39.D30/8-M6GX	SH 55	30	8	15	M6	Grå - RAL 7035
39.D30/8-M6x18	SH 55	30	8	18	M6	
39.D30/8-M6x23	SH 55	30	8	23	M6	
39.D30/8-M6G	SH 55	30	8	28	M6	Grå - RAL 7035
39.D30/10-M6x15	SH 55	30	10	15	M6	
39.D30/10-M6	SH 55	30	10	18	M6	
39.D30/10-M6x28	SH 55	30	10	28	M6	
39.D30/10	SH 55	30	10	20	M8	
39.D30/10-A2	SH 55	30	10	20	M8	A2: Rustfri
39.D30/12-M6G	SH 55	30	12	23	M6	Grå - RAL 7035
39.D30/15-M6	SH 55	30	15	18	M6	
39.D30/15-M6G	SH 55	30	15	23	M6	Grå - RAL 7035
39.D30/15	SH 55	30	15	20	M8	
39.D30/15-M8x23	SH 55	30	15	23	M8	
39.D30/15-M10x25	SH 55	30	15	25	M10	
39.D30/15-M10x50	SH 55	30	15	50	M10	
39.D30/18-M10	SH 55	30	18	18	M10	
39.D30/20-M6-43	SH 43	30	20	18	M6	
39.D30/20-M6	SH 55	30	20	20	M6	
39.D30/20-M8x15	SH 55	30	20	15	M8	
39.D30/20	SH 55	30	20	20	M8	
39.D30/30-M6	SH 55	30	30	18	M6	
39.D30/30	SH 55	30	30	20	M8	
39.D40/15-M6	SH 55	40	15	18	M6	
39.D40/15	SH 55	40	15	20	M8	
39.D40/20-M6-43	SH 43	40	20	18	M6	
39.D40/20-M6	SH 55	40	20	18	M6	
39.D40/20	SH 55	40	20	18	M8	
39.D40/20-M10	SH 55	40	20	20	M10	
39.D40/20-A2	SH 55	40	20	20	M10	A2: Rustfri
39.D40/25-A2-S	SH 60	40	25	30	M8	A2: Rustfri Silikone, FDA conform Blå - RAL 5002
39.D40/25-A2	SH 55	40	25	20	M10	A2: Rustfri

TYPE D

Flere størrelser kan skaffes på bestilling

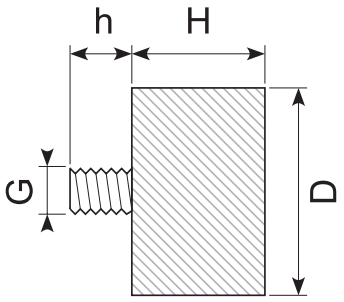

Varenr.	Hårdhed	D	H	h	G	Bemærk
39.D40/30-M8	SH 55	40	30	18	M8	
39.D40/30-M8x23	SH 55	40	30	23	M8	
39.D40/30-A2	SH 55	40	30	20	M10	A2: Rustfri
39.D40/30	SH 55	40	30	23	M10	
39.D40/35-M8-A2	SH 55	40	35	20	M8	A2: Rustfri
39.D40/35	SH 55	40	35	20	M10	
39.D40/35-A2	SH 55	40	35	20	M10	A2: Rustfri
39.D40/38	SH 55	40	38	25	M8	
39.D40/40-M8x23-68	SH 68	40	40	23	M8	
39.D40/40	SH 55	40	40	20	M10	
39.D40/40-A2	SH 55	40	40	20	M10	A2: Rustfri
39.D40/45-A2	SH 55	40	45	20	M10	
39.D50/20-M10x15	SH 70	50	20	15	M10	
39.D50/20	SH 70	50	20	28	M10	
39.D50/20-M12	SH 55	50	20	23	M12	
39.D50/25	SH 55	50	25	20	M10	
39.D50/25-M12	SH 55	50	25	23	M12	
39.D50/30-M10	SH 55	50	30	20	M10	
39.D50/30-M10-A2	SH 55	50	30	28	M10	A2: Rustfri
39.D50/30-M10x38	SH 55	50	30	38	M10	
39.D50/30	SH 55	50	30	20	M12	
39.D50/40-43	SH 43	50	40	10	M10	
39.D50/40	SH 55	50	40	20	M10	
39.D50/40NBR	SH 55	50	40	20	M10	NBR
39.D50/50	SH 55	50	50	20	M10	
39.D50/60	SH 55	50	60	28	M10	
39.D50/80	SH 55	50	80	28	M10	
39.D60/30	SH 55	60	30	28	M10	
39.D60/30-M12	SH 55	60	30	23	M12	
39.D60/40	SH 55	60	40	28	M10	
39.D60/40M12	SH 55	60	40	23	M12	
39.D60/50	SH 55	60	50	28	M10	
39.D65/35	SH 55	65	35	20	M12	
39.D70/40	SH 55	70	40	28	M10	
39.D70/40-M12	SH 55	70	40	27	M12	
39.D70/45-M10x12	SH 55	70	45	12	M10	
39.D75/40-68	SH 68	75	40	30	M12	
39.D75/50-M10	SH 55	75	50	28	M10	
39.D75/50-M10/sh68	SH 68	75	50	28	M10	
39.D75/50-M12	SH 55	75	50	20	M12	
39.D100/30	SH 55	100	30	41	M16	
39.D100/50	SH 55	100	50	41	M16	
39.D100/75	SH 55	100	75	41	M16	
39.D150/50	SH 55	150	50	41	M16	

TYPE E

Flere størrelser kan skaffes på bestilling



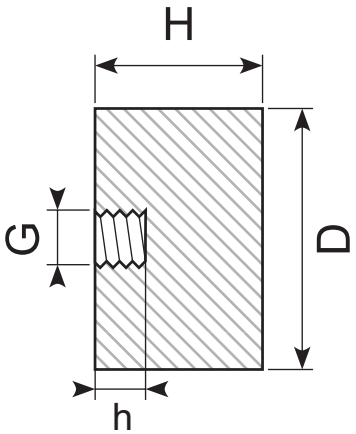

Varenr.	Hårdhe	D	H	h	G	Bemærk
39.E20/10-M6	SH 55	20	10	6	M6	
39.E20/10	SH 55	20	10	8	M8	
39.E20/25-68	SH 68	20	25	6	M6	
39.E25/10-M6	SH 55	25	10	6	M6	
39.E25/10	SH 55	25	10	8	M8	
39.E25/25	SH 57	25	25	6	M6	
39.E25/25-68	SH 68	25	25	6	M6	
39.E30/10-M6-43	SH 43	30	10	6	M6	
39.E30/10-M6G	SH 55	30	10	6	M6	Grå - RAL 7035
39.E30/15-M6	SH 55	30	15	6	M6	
39.E30/15-M6G	SH 55	30	15	6	M6	Grå - RAL 7035
39.E30/15	SH 55	30	15	8	M8	
39.30/17	SH 55	30	17	8	M8	
39.E30/20-M6	SH 55	30	20	6	M6	
39.E30/20	SH 55	30	20	8	M8	
39.E30/25	SH 55	30	25	8	M8	
39.E30/30-M6	SH 55	30	30	6	M6	
39.E30/30	SH 55	30	30	8	M8	
39.E30/35	SH 55	30	35	8	M8	
39.E40/15-SH.43	SH 43	40	15	8	M8	
39.E40/20-M6	SH 55	40	20	6	M6	
39.E40/20	SH 55	40	20	8	M8	
39.E40/20NBR	SH 57	40	20	8	M8	NBR
39.E40/30-M6	SH 55	40	30	6	M6	
39.E40/30	SH 55	40	30	8	M8	
39.E50/20	SH 55	50	20	8	M8	
39.E50/20-M10	SH 55	50	20	10	M10	
39.E50/20-M12	SH 55	50	20	12	M12	
39.E50/25	SH 55	50	25	10	M10	
39.E50/25-M12	SH 55	50	25	12	M12	
39.E50/40	SH 55	50	40	10	M10	
39.E50/40-M12	SH 55	50	40	12	M12	
39.E60/30	SH 55	60	30	10	M10	
39.E60/30-M12	SH 55	60	30	12	M12	
39.E60/40	SH 55	60	40	10	M10	
39.E60/40-M12	SH 55	60	40	12	M12	
39.E70/35	SH 55	70	35	12	M12	
39.E70/50	SH 55	70	50	12	M12	
39.E75/30	SH 55	75	30	10	M10	
39.E75/30-M12	SH 55	75	30	12	M12	
39.E75/45-M12	SH 55	75	45	12	M12	
39.E75/50	SH 55	75	50	10	M10	
39.E75/50-M12	SH 55	75	50	12	M12	
39.E80/50	SH 55	80	50	12	M12	
39.E80/50-M16	SH 55	80	50	16	M16	
39.E100/25	SH 55	100	25	16	M16	
39.E100/30	SH 55	100	30	16	M16	
39.E100/40NBR43	SH 43	100	40	16	M16	
39.E100/40	SH 55	100	40	16	M16	
39.E100/40NBR	SH 55	100	40	16	M16	NBR
39.E100/40NBR68	SH 68	100	40	16	M16	NBR
39.E100/50	SH 55	100	50	16	M16	
39.E100/55NBR68	SH 68	100	55	16	M16	
39.E100/75	SH 55	100	75	16	M16	
39.E150/50	SH 55	150	50	16	M16	
39.E150/50-M20	SH 55	150	50	20	M20	
39.E150/75-M20	SH 55	150	75	20	M20	

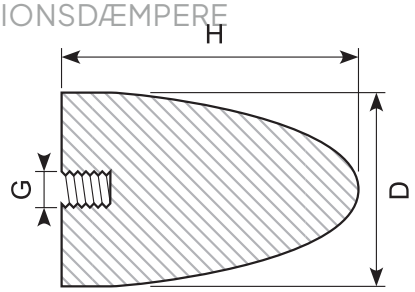

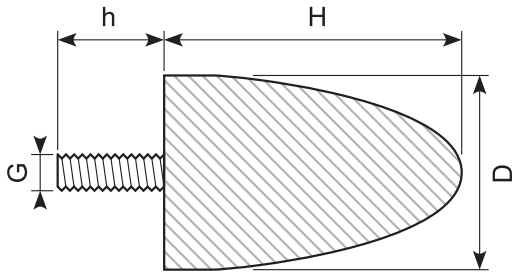

Model: KP-E Varenr.	D/H	D	H	G
39.KP-E10/10	10/10	10	10	M5
39.KP-E15/22	15/22	15	22	M6
39.KP-E20/15	20/15	20	15	M6
39.KP-E20/24	20/24	20	24	M6
39.KP-E25/16	25/16	25	16	M6
39.KP-E25/20	25/20	25	20	M6
39.KP-E30/30	30/30	30	30	M8
39.KP-E30/36	30/36	30	36	M8
39.KP-E35/40	35/40	35	40	M8
39.KP-E50/50	50/50	50	50	M10
39.KP-E50/61	50/61	50	61	M8
39.KP-E50/67	50/67	50	67	M8
39.KP-E50/68	50/68	50	68	M10
39.KP-E60/40	60/40	60	40	M10
39.KP-E70/58	70/58	70	58	M12
39.KP-E70/60	70/60	70	60	M12
39.KP-E75/89	75/89	75	89	M12
39.KP-E75/89	75/89	75	89	M10
39.KP-E75/89-M10	75/89	75	89	M10
39.KP-E95/80	95/80	95	80	M16
39.KP-E115/136	115/136	115	136	M16
39.KP-E118/77	118/77	118	77	M16

Model: KP-D Varenr.	D/H	D	H	G	h
39.KP-D10/10	10/10	10	10	M5	12
39.KP-D15/22	15/22	15	22	M6	18
39.KP-D20/15	20/15	20	15	M6	10
39.AV2024	20/24	20	24	M6	18
39.KP-D25/16	25/16	25	16	M6	18
39.KD25/17	25/17	25	17	M6	8
39.KP-D25/20	25/20	25	20	M6	18
39.KP-D30/30	30/30	30	30	M8	20
39.KP-D30/36	30/36	30	36	M8	20
39.KP-D30/36-A2	30/36	30	36	M12	37
39.KP-D30/36-A4	30/36	30	36	M12	37
39.AV30	30/40	30	40	M8	23
39.KD50/18	50/18	50	18	M10	18
39.KP-D50/50	50/50	50	50	M10	28
39.KP-D50/58	50/58	50	58	M10	28
39.KP-D50/61	50/61	50	61	M8	28
39.KP-D50/67	50/67	50	67	M8	33
39.AV5068	50/68	50	68	M10	38
39.KP-D60/40	60/40	60	40	M10	28
39.KP-D70/58	70/58	70	58	M12	32
39.KP-D70/60	70/60	70	60	M12	37
39.KP-D75/89	75/89	75	89	M12	37
39.KP-D75/89-10	75/89	75	89	M10	37
39.AV9580	95/80	95	80	M16	41
39.KP-D115/136	115/136	115	136	M16	41
39.KP-D118/77	118/77	118	77	M16	41

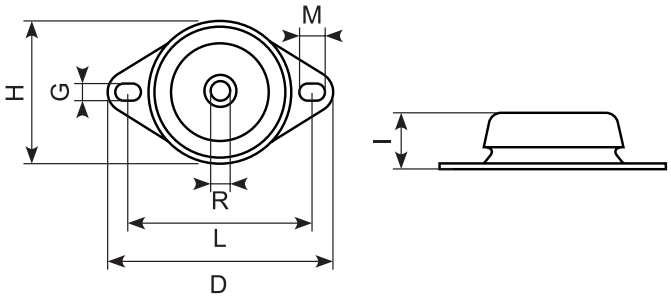

Varenr.	I	H	G	M	R	L	D	Load kg
39.GMF67/34-SH.40	34	67	11	12	M12	88	110	30-40
39.GMF67/34	34	67	11	12	M12	88	110	60
39.GMF75/34	34	75	12	16	M12	100	130	100
39.GMF100/42	42	100	12	16	M12	120	153	200-300
39.GMF108/46	46	108	14	18	M12	142	177	400-500
39.GMF122/50	50	122	14	20	M16	158	192	600-800
39.GMF150/54	54	150	14	18	M18	183	218	1000-1200

39.103195

Gummiophæng
Material: NR/SBR
Hardness: SH 55

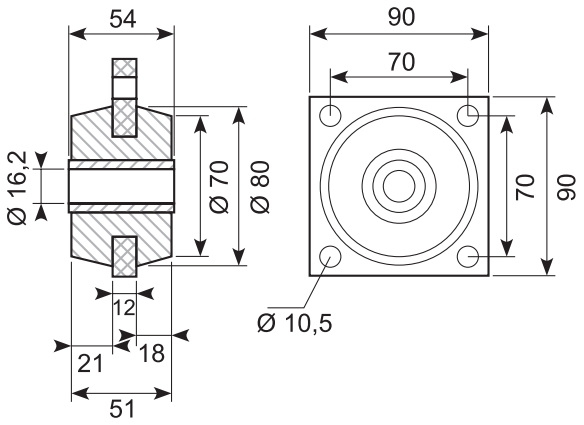

Knop-gummimåtte

Knopmåtte, anbefales til trafikerede arealer, metro, lufthavne, supermarkeder, elevatorer, busser, toge, lastbiler, både m.m.





Varenr.	Bredde	Længde	Tykkelse	Indlæg	Farve	Hårdhed	Densitet	Forlæn-gelse	Arbejds-tempera-tur	Trækstyrke
38.427-3CXL	1.400 mm	10.000 mm	3,5 mm	0	Sort	SH 65-70	1,5 g/cm³	150%	-20 +70 °C	3 MPa
38.427-3GC	1.200 mm	10.000 mm	3,5 mm	0	Lyse-grå	SH 65-70	1,6 g/cm³	150%	-20 +70 °C	3 MPa

Finriflet gummimåtte

Finriflet, skridsikker gummimåtte til kabiner, arbejdsborde, hylder, gangarealer, køretøjer, sportsaktiviteter eller udstillinger.

Materiale: NR/SBR
Lugtfri

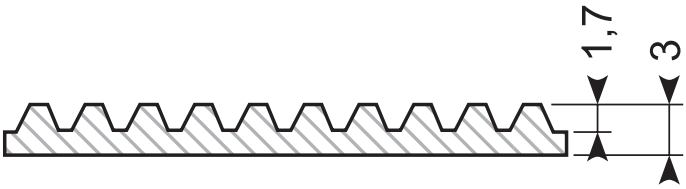



Varenr.	Bredde	Længde	Tykkel-se	Ind-læg	Farve	Hårdhed	Densitet	Forlæn-gelse	Arbejds-tempera-tur	Træk-styrke	Bemærk
38.407-3X	1.200 mm	20.000 mm	3 mm	0	Sort	SH 70	1,46 g/cm³	200%	-20 +70 °C	4 MPa	100% virgin quality SBR
38.407-3	1.400 mm	20.000 mm	3 mm	0	Sort	SH 70	1,46 g/cm³	200%	-20 +70 °C	4 MPa	100% virgin quality SBR
38.407-3C	1.400 mm	20.000 mm	3 mm	0	Sort	SH 70	1,6 g/cm³	280%	-10 +70 °C	3,5 MPa	
38.407-3G	1.400 mm	20.000 mm	3 mm	0	Grå	SH 70	1,6 g/cm³	350%	-10 +70 °C	5 MPa	
38.407-3XL	1.800 mm	10.000 mm	3,5 mm	0	Sort	SH 70	1,46 g/cm³	200%		4 MPa	

Busmåtte

Mellemriflet måtte. Egnet til gulv og vægbeklædning til busser, både, dyretransport, værksteder mm.

Farve: Sort
Kvalitet: Kommerciel



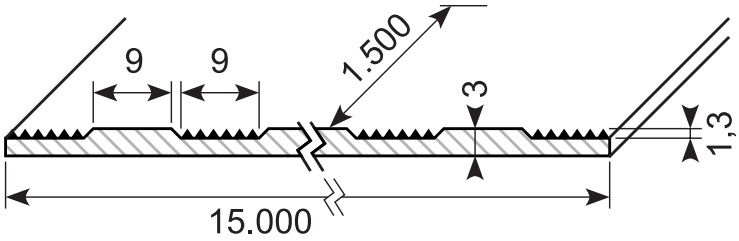

Varenr.	Bredde	Længde	Tykkelse	Indlæg	Farve	Hårdhed	Densitet	Forlænge-se	Arbejds-tempera-tur	Trækstyrke
38.418	1.500 mm	15.000 mm	3 mm	NR / SBR	0	SH 70	1,6 g/cm³	280%	-10 +70 °C	3,5 MPa
38.418N	1.500 mm	15.000 mm	3 mm	NBR	0	SH 70	1,45 g/cm³	250%	-10 +70 °C	6 MPa

Busmåtte

Bredriflet måtte. Egnet til gulv og vægbeklædning til busser, både, dyretransport, værksteder mm.

Materiale: SBR = Natur SBR
Farve: Sort
Kvalitet: Kommerciel



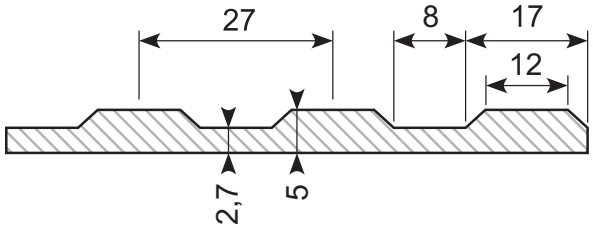

Varenr.	Bredde	Længde	Tykkelse	Indlæg	Hårdhed	Densitet	Forlænge-se	Arbejds-temperatur	Trækstyr-ke
38.434A	1.200 mm	10.000 mm	5 mm	0	SH 65–70	1,5 g/cm³	200%	-25 +70 °C	3 MPa

Busmåtte

Bredriflet måtte. Egnet til gulv og vægbeklædning til busser, både, dyretransport, værksteder mm.

Materiale: SBR = Natur SBR
Farve: Sort
Kvalitet: Kommerciel

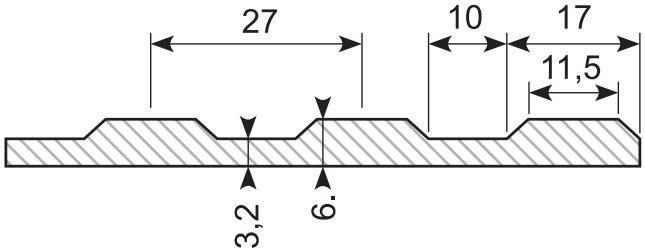

Varenr.	Bredde	Længde	Tykkelse	Indlæg	Hårdhed	Densitet	Forlænge-se	Arbejds-temperatur	Trækstyr-ke
38.434	1.200 mm	10.000 mm	6 mm	0	SH 65–70	1,5 g/cm³	200%	-25 +70 °C	3 MPa

Busmåtte

Bredriflet light XL måtte. Egnet til gulv og vægbeklædning til busser, både, dyretransport, værksteder mm.

Materiale: NR/SBR = Natur SBR
Farve: Sort
Kvalitet: Kommerciel



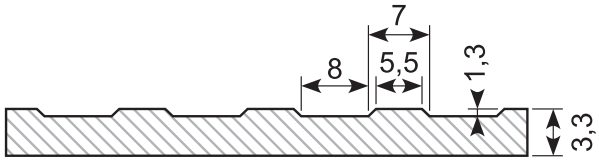

Varenr.	Bredde	Længde	Tykkelse	Indlæg	Hårdhed	Densitet	Forlænge-lse	Arbejds-temperatur	Trækstyrke
38.419C	1.400 mm	20.000 mm	3 (3,3) mm	0	SH 65	1,5 g/cm³	200%	-25 +70 °C	3 MPa
38.435C *Udgår når solgt*	1.600 mm	10.000 mm	5 mm	0	SH 65	1,5 g/cm³	200%	-25 +70 °C	3 MPa

Busmåtte

Bredriflet måtte. Egnet til gulv og vægbeklædning til busser, både, dyretransport, værksteder mm.

Materiale: NR/SBR = Natur / SBR

- **Nyt gummi**: ingen regenereret gummi anvendt.
- **C:** Kommerciel kvalitet

Farve: Sort



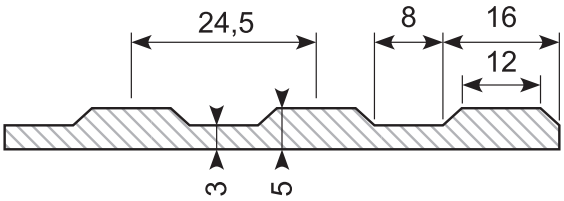

Varenr.	Bredde	Længde	Tykkelse	Indlæg	Kvalitet	Hårdhed	Densitet	For-læn-gelse	Arbejds-temperatur	Træk-styrke
38.420CX *Udgår når solgt*	2.000 mm	10.000 mm	5 mm	0	Commer-cial	SH 65	1,45 g/cm³	150%	-30 +100 °C	3 MPa
38.420X	2.000 mm	10.000 mm	5 mm	0	New rubber	SH 65	1,35 g/cm³	200%	-30 +100 °C	5 MPa
38.420XL	2.000 mm	20.000 mm	5 mm	0	New rubber	SH 65	1,35 g/cm³	200%	-30 +100 °C	5 MPa

Busmåtte

Bredriflet måtte. Egnet til gulv og vægbeklædning til busser, både, dyretransport, værksteder mm.

Materiale: NR/SBR = Natur / SBR

- **Nyt gummi**: ingen regenereret gummi anvendt.
- **C:** Kommerciel kvalitet

Farve: Sort



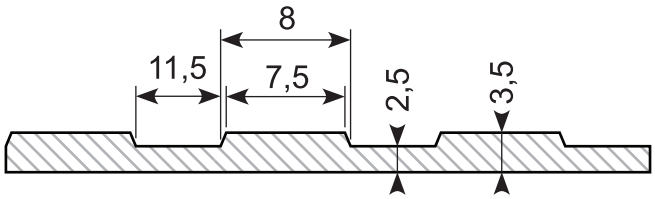

Varenr.	Bredde	Længde	Tykkelse	Indlæg	Kvalitet	Hård-hed	Densitet	For-læn-gelse	Arbejds-temperatur	Træk-styrke
38.419A	2.000 mm	10.000 mm	3,5 mm	0	New rubber	SH 65	1,45 g/cm³	280%	-30 +100 °C	5 MPa
38.436C *Udgår når solgt*	2.000 mm	10.000 mm	5 mm	0	Commer-cial	SH 65	1,45 g/cm³	150%	-30 +100 °C	3 MPa

Hammerslagmåtte

Dørkmåtte til industrigulve og maskinområder, varehuse og trafikerede område. Skridsikker overflade.

Materiale:
- **NBR: Oliebestandig**
- **Commercial 1:** NR / SBR – Kommerciel kvalitet
- **Commercial 2:** NR / SBR – Kommerciel kvalitet

Farve: Sort



Varenr.	Bredde	Længde	Tykkelse	Ind-læg	Kvalitet	Hårdhed	Densitet	Forlæn-gelse	Arbejds-tempera-tur	Trækstyr-ke
38.425-3C	1.400 mm	10.000 mm	3 mm	0	Commercial 1	SH 65	1,5 g/cm³	250%	-10 +70 °C	3 MPa
38.425-5C	1.400 mm	10.000 mm	5 mm	0	Commercial 1	SH 65	1,5 g/cm³	250%	-10 +70 °C	3 MPa
38.425N-3	1.400 mm	10.000 mm	3 mm	0	NBR	SH 70	1,45 g/cm³	250%	-10 +70 °C	6 MPa
38.425N-5	1.400 mm	10.000 mm	5 mm	0	NBR	SH 70	1,45 g/cm³	250%	-10 +70 °C	6 MPa
38.426-3CX	1.600 mm	10.000 mm	3 mm	0	Commercial 1	SH 65	1,5 g/cm³	250%	-10 +70 °C	3 MPa
38.426-3C	2.000 mm	10.000 mm	3 mm	0	Commercial 2	SH 70	1,5 g/cm³	180%	-10 +70 °C	3 MPa
38.426-5CX	1.600 mm	10.000 mm	5 mm	0	Commercial 1	SH 65	1,5 g/cm³	250%	-10 +70 °C	3 MPa
38.426-5C	2.000 mm	10.000 mm	5 mm	0	Commercial 2	SH 70	1,5 g/cm³	180%	-10 +70 °C	3 MPa
38.426-8C	2.000 mm	10.000 mm	8 mm	0	Commercial 1	SH 65	1,5 g/cm³	250%	-10 +70 °C	3 MPa

Hammerslagmåtte

Dørkmåtte til industrigulve og maskinområder, varehuse og trafikerede område. Skridsikker overflade.

Materiale:
- **New rubber 1:** NR/SBR, ingen regenereret gummi anvendt.
- **New rubber 2:** NR/SBR, ingen regenereret gummi anvendt.

Farve: Sort

Varenr.	Bredde	Længde	Tykkelse	Indlæg	Kvalitet	Hårdhed	Densitet	Forlæn-gelse	Arbejds-tempera-tur	Trækstyrke
38.425-3	1.400 mm	10.000 mm	3 mm	0	New rubber 1	SH 70	1,6 g/cm³	350%	-10 +70 °C	5 MPa
38.425-5	1.400 mm	10.000 mm	5 mm	0	New rubber 1	SH 70	1,6 g/cm³	350%	-10 +70 °C	5 MPa
38.426-3XL	1.800 mm	10.000 mm	3 mm	0	New rubber 2	SH 65	1,35 g/cm³	250%	-10 +70 °C	5 MPa
38.426-3	2.000 mm	10.000 mm	3 mm	0	New rubber 2	SH 65	1,35 g/cm³	250%	-10 +70 °C	5 MPa
38.426-5	2.000 mm	10.000 mm	5 mm	0	New rubber 2	SH 65	1,35 g/cm³	250%	-10 +70 °C	5MPa

Diamant gummimåtte

Måtte til industrigulve og maskinområder, varehuse og trafikerede områder.
Skridsikker overflade.

Materiale:
- **Commercial:** SBR
- **PAK free:** TPE/SBR

Farve: Sort

Varenr.	Bredde	Længde	Tykkelse	Indlæg	Kvalitet	Hårdhed	Densitet	Forlæn-gelse	Arbejds-tempera-tur	Trækstyr-ke
38.431	1.400 mm	10.000 mm	3 mm	0	Commercial	SH 65 - 70	1,5 g/cm³	200%	-20 +70 °C	3 MPa
38.431-3C	1.800 mm	10.000 mm	3 mm	0	Commercial	SH 65	1,5 g/cm³	180%	-20 +70 °C	3 MPa
38.431-5C	1.800 mm	10.000 mm	5 mm	0	Commercial	SH 65	1,5 g/cm³	180%	-20 +70 °C	3 MPa
38.431-3	1.800 mm	10.000 mm	3 mm	0	PAK free *Lugtfri*	SH 65	1,4 g/cm³	200%	-20 +70 °C	3 MPa
38.431-5	1.800 mm	10.000 mm	5 mm	0	PAK free *Lugtfri*	SH 65	1,4 g/cm³	200%	-20 +70 °C	3 MPa



37.250

Rampemåtte, 12 mm

Material: SBR
Hårdhed: SH A 65
Densitet: 1,25 g/cm³
Forlængelse: 400%
Arbejdstemperatur: -30 +80 °C
Trækstyrke: 8 MPa
Tykkelse: 7,5/12 mm
Ribbredde: 30–35 mm
Bredde: 1.750 mm
Højde: 1.550 mm
Vægt: 28 kg

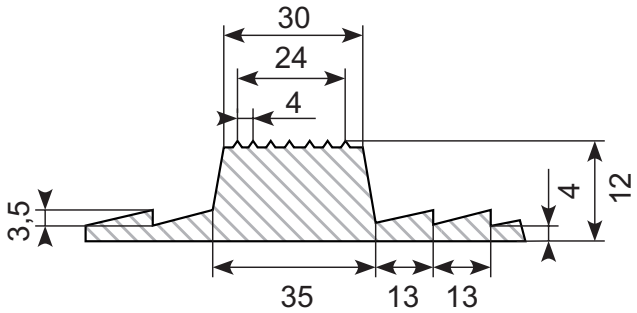

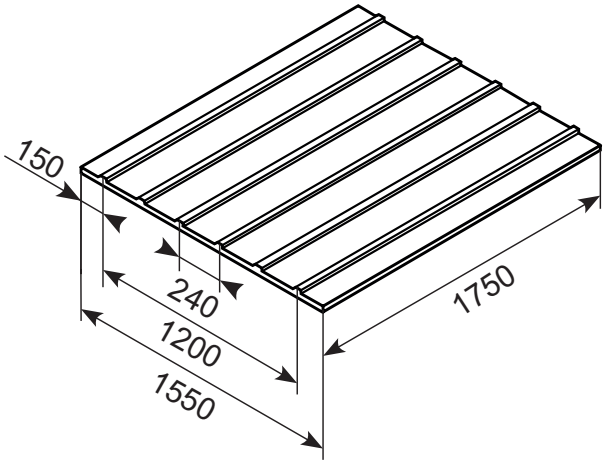

37.251

Rampemåtte, 20 mm

Materiale: SBR
Hårdhed: SH A 65
Densitet: 1,50 g/cm³
Forlængelse: 300%
Arbejdstemperatur: -30 +70 °C
Trækstyrke: 5 MPa
Tykkelse: 7,5/20 mm
Ribbredde: 28–32 mm
Bredde: 2.400 mm
Højde: 1.200 mm
Vægt: 38–40 kg

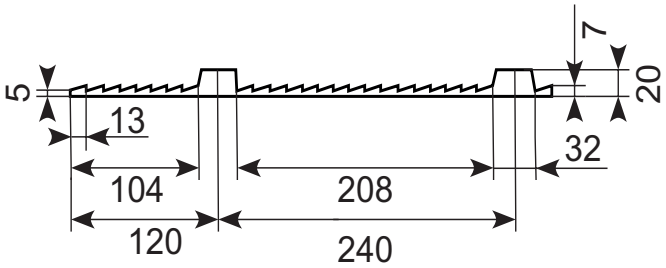

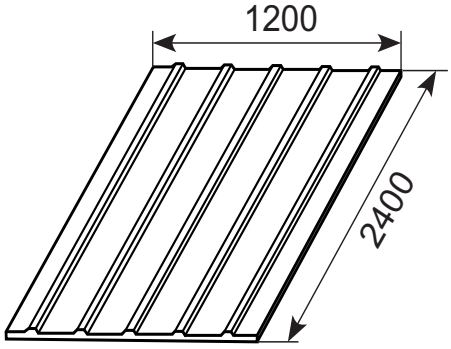

33.409

Materiale: PVC, sort
Klemvidde: 1 - 2 mm
Hårdhed: SH 60
Indlæg: 16 x 0,3 mm stål

33.401G: Grå

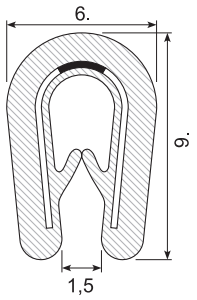

33.354

Materiale: PVC, sort +bi / svampegummi
Klemvidde: 1,0 - 2,0 mm
Hårdhed: SH 78 / 57 / densitet 0,55
Indlæg: 16 x 0,3 mm stål

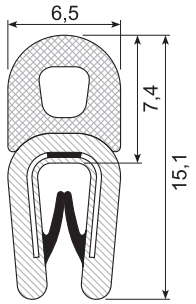

33.360

Materiale: EPDM co-ex
Klemvidde: 1,0 - 2,5 mm
Hårdhed: SH 60 / densitet 0,6
Indlæg: 27 x 0,75 mm tråd

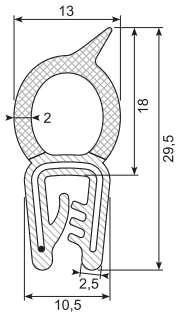

33.374

Materiale: EPDM co-ex
Klemvidde: 1,5 - 4,0 mm
Hårdhed: SH 70 / densitet 0,55
Indlæg: 27 x 0,47 mm stål

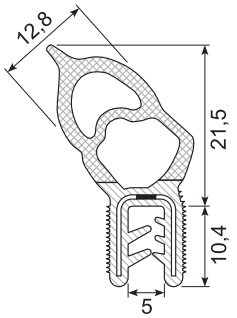

33.395A

Materiale: EPDM co-ex
Klemvidde: 2,0 mm
Hårdhed: SH 60 / densitet 0,6
Indlæg: 26 x 0,75 mm tråd

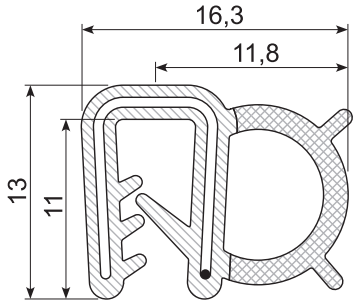

33.454X

Materiale: EPDM co-ex
Klemvidde: 2,0 mm
Hårdhed: SH 70 / densitet 0,55
Indlæg: 27 x 0,76 mm tråd

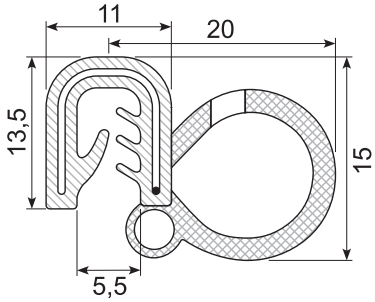

33.464

Materiale: EPDM co-ex
Klemvidde: 1,5 - 3,5 mm
Hårdhed: SH 70 / densitet 0,6
Indlæg: 31 x 0,75 mm tråd

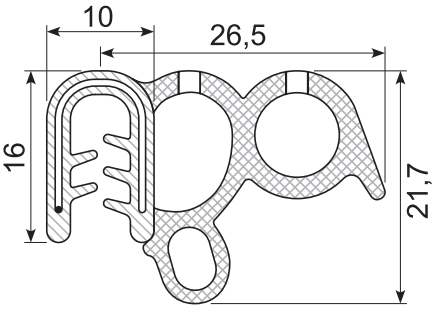

33.457S-6

Materiale: EPDM co-ex
Klemvidde: 3,0 - 6,0 mm
Hårdhed: SH 70 / densitet 0,6
Indlæg: 32 x 0,47 stål

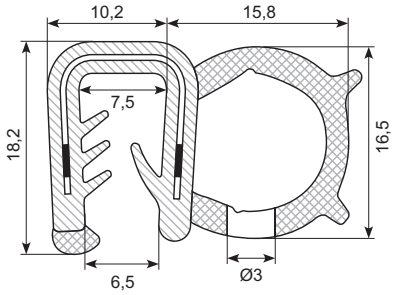

33.458X

Materiale: EPDM, solid læbe
Klemvidde: 1,0 - 2,5 mm
Hårdhed: SH 60
Indlæg: 26 x 0,76 mm tråd

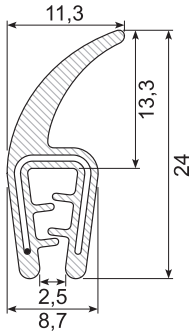

33.460-4X

Materiale: PVC+bi / svampegummi
Klemvidde: 2,0 - 4,0 mm
Hårdhed: SH 78/57 / densitet 0,6
Indlæg: 31 x 0,5 mm stål

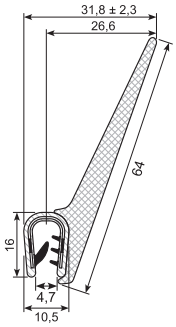

33.439A

Materiale: PVC+bi / svampegummi
Klemvidde: 1,0 - 4,0 mm
Hårdhed: SH 78/57 / densitet 0,6
Indlæg: 26 x 0,5 mm stål

Gule læber

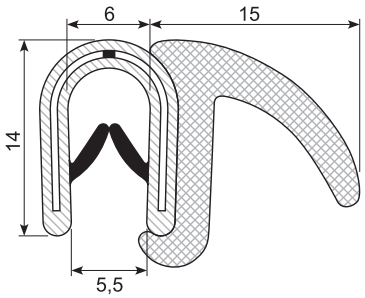

33.371X

Materiale: EPDM co-ex
Klemvidde: 1,0 - 3,5 mm (1 - 3 mm)
Hårdhed: SH 70 / densitet 0,55
Indlæg: 27 mm tråd

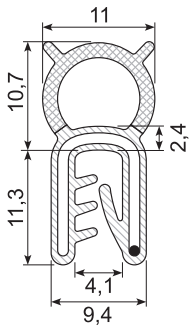

32.016S

Materiale: EPDM, sort
Hårdhed: SH 65
Min. radius: 90 mm

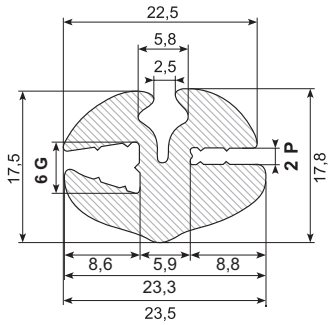

32.924

Materiale: EPDM, sort
Hårdhed: SH 60
Min. radius: 30 mm
Husk special låsekile 32.924K

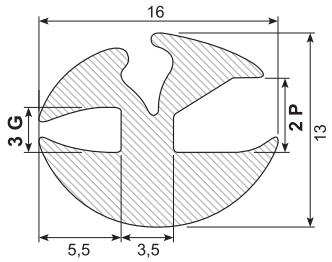

32.2024CR

Materiale: CR, sort *
Hårdhed: SH 65
Min. radius: 80 mm
Oliebestandig
Min. ordre: 200 m

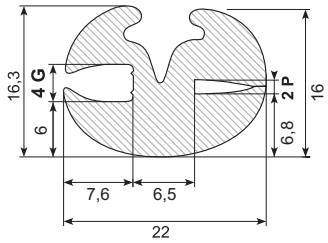

32.1024S

Materiale: EPDM, sort
Hårdhed: SH 65
Min. radius: 80 mm

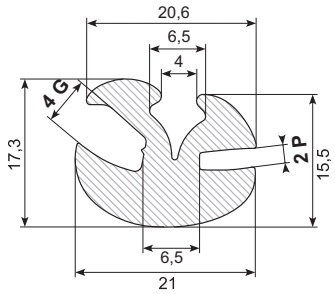

32.1025S

Materiale: EPDM, sort
Hårdhed: SH 65
Min. radius: 80 mm

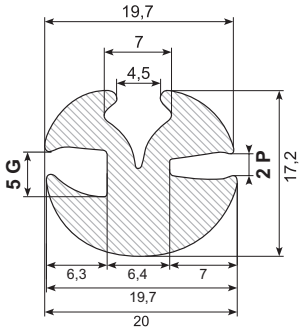

32.2024M

Materiale: EPDM, sort
Hårdhed: SH 65
Min. radius: 80 mm

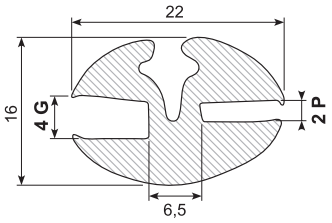

32.1025SK

Materiale: EPDM, sort
Hårdhed: SH 65
Min. radius: 80 mm
Inkl. kile

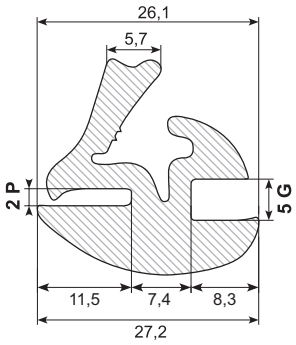

32.034S

Materiale: EPDM, sort
Hårdhed: SH 65
Min. radius: 90 mm

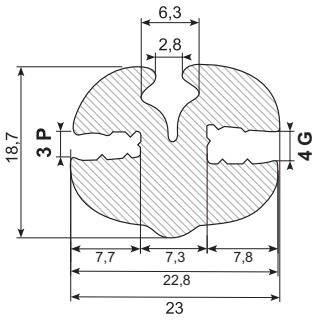

32.036S

Materiale: EPDM, sort
Hårdhed: SH 65
Min. radius: 75 mm

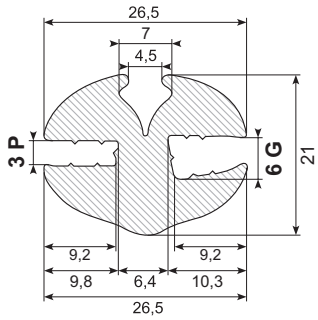

32.1045SK

Materiale: EPDM, sort *
Hårdhed: SH 65
Min. radius: 80 mm
Inkl. kile
Min. ordre: 100 m

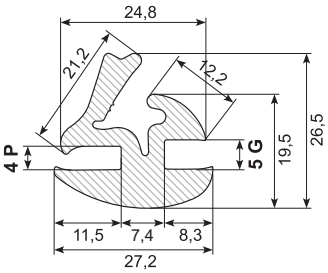

32.044S

Materiale: EPDM, sort
Hårdhed: SH 65
Min. radius: 75 mm

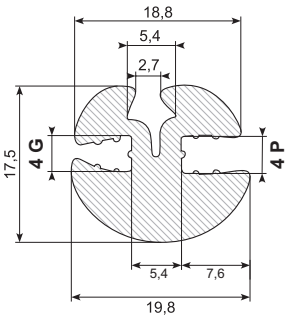

32.046S

Materiale: EPDM, sort
Hårdhed: SH 65
Min. radius: 90 mm

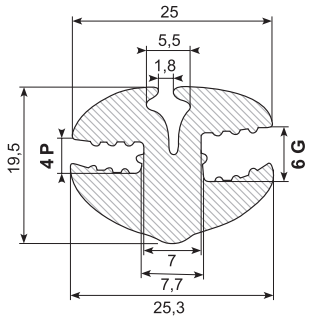

32.2045M

Materiale: EPDM, sort
Hårdhed: SH 65
Min. radius: 90 mm

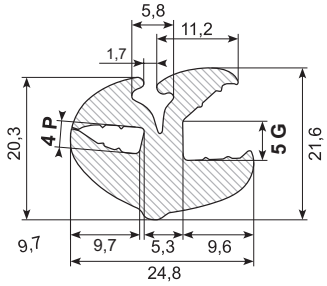

30.8439

Materiale: EPDM
Hårdhed: SH 65

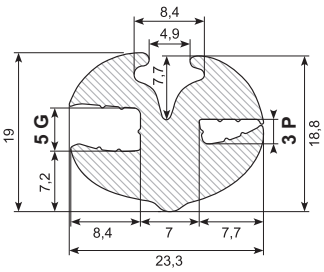

32.036X

Materiale: EPDM
Hårdhed: SH 65

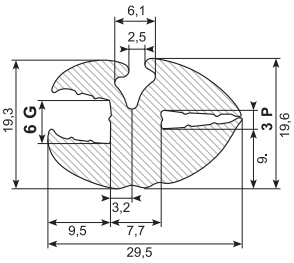

32.047

Materiale: EPDM, sort
Hårdhed: SH 65
Min. radius: 90 mm

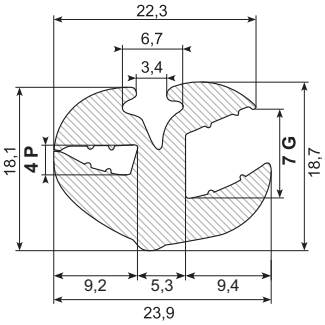

* **Skaffevare** Special order item

32.1045S

Materiale: EPDM, sort
Hårdhed: SH 65
Min. radius: 90 mm

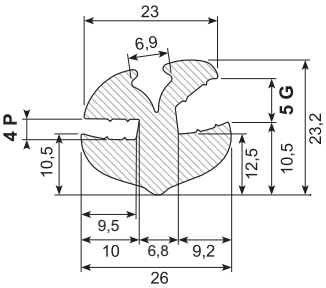

32.057

Materiale: EPDM, sort *
Hårdhed: SH 65
Min. radius: 100 mm
Min. ordre: 300 m

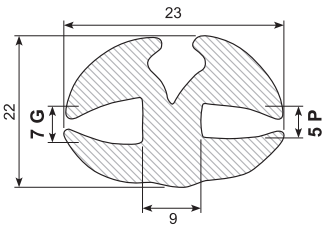

32.255S

Materiale: EPDM, sort
Hårdhed: SH 65
Min. radius: 100 mm

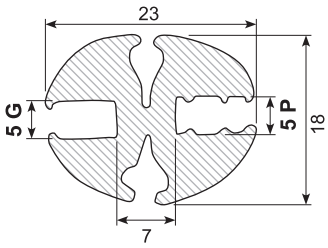

32.064S

Materiale: EPDM, sort
Hårdhed: SH 70

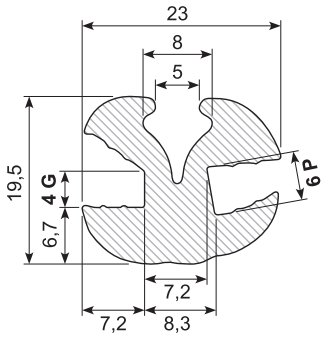

32.066

Materiale: EPDM, sort
Hårdhed: SH 65
Min. radius: 80 mm

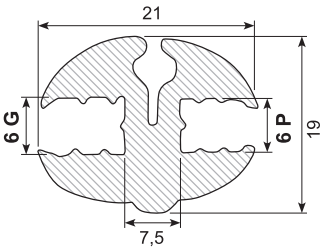

32.075

Materiale: EPDM, sort
Hårdhed: SH 65
Min. radius: 100 mm

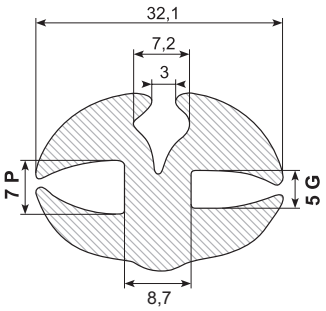

32.095S

Materiale: EPDM, sort
Hårdhed: SH 65
Min. radius: 115 mm

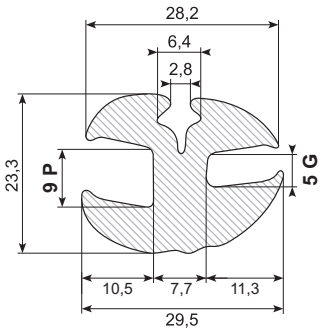

32.512

Materiale: EPDM, sort
Hårdhed: SH 65
Min. radius: 115 mm

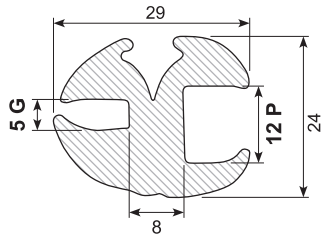

32.165

Materiale: EPDM, sort
Hårdhed: SH 65
Min. radius: 120 mm

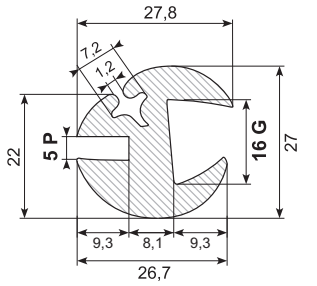

32.514S

Materiale: EPDM, sort *
Hårdhed: SH 65
Min. radius: 110 mm
Min. ordre: 300 m

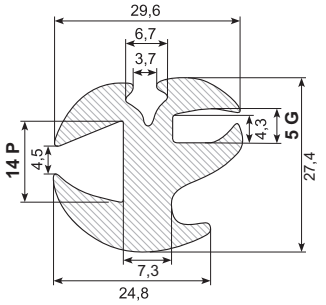

32.516S

Materiale: EPDM, sort
Hårdhed: SH 65
Min. radius: 120 mm

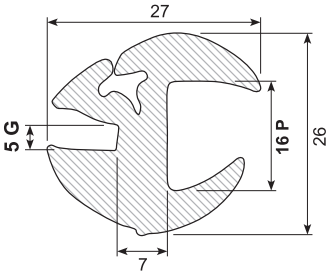

32.523S

Materiale: EPDM, sort
Hårdhed: SH 65
Min. radius: 110 mm

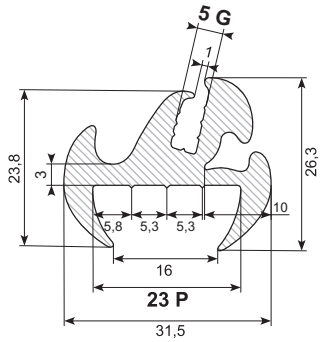

32.527

Materiale: EPDM, sort
Hårdhed: SH 65
Min. radius: 120 mm

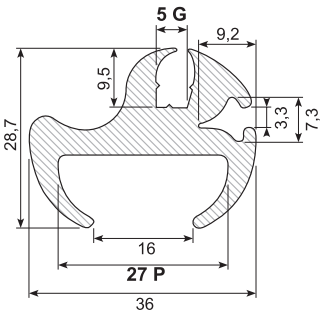

32.1037S

Materiale: EPDM, sort
Hårdhed: SH 65
Min. radius: 120 mm

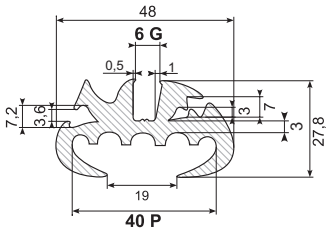

Husk låsekiler:

32.1640

Materiale: EPDM, sort *
Hårdhed: SH 65
Min. radius: 120 mm
Min. ordre: 50 m

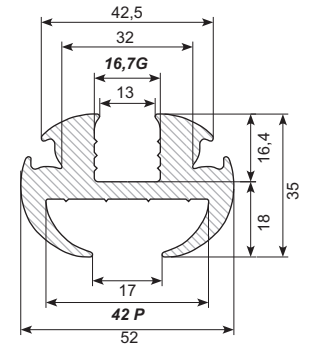

32.754S

Materiale: EPDM, sort
Hårdhed: SH 65
Min. radius: 100 mm
Safety

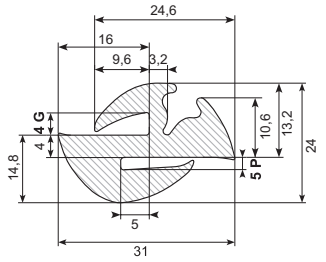

* **Skaffevare** Special order item

32.866

Materiale: EPDM, sort *
Hårdhed: SH 65
Min. radius: 120 mm
Safety
Min. order: 250 m

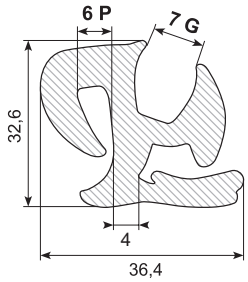

32.795S

Materiale: EPDM, sort
Hårdhed: SH 65
Min. radius: 100 mm
Safety

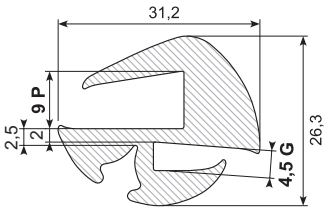

32.7125

Materiale: EPDM,sort *
Hårdhed: SH 65
Min. radius: 120 mm
Safety
Min. order: 250 m

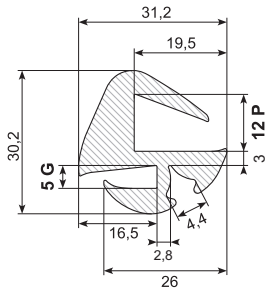

32.7195S

Materiale: EPDM, sort
Hårdhed: SH 65
Min. radius: 120 mm
Safety

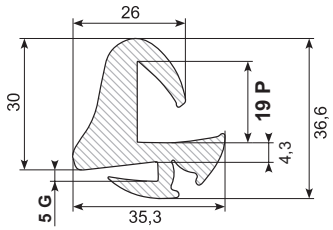

31.365

Materiale: EPDM, sort *
Hårdhed: SH 65
Min. ordre: 1.000 m

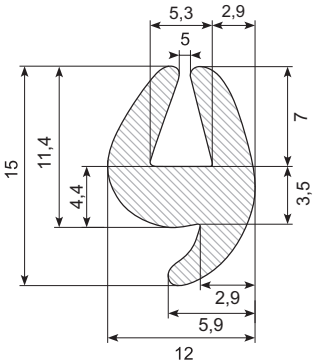

31.116S

Materiale: EPDM, sort
Hårdhed: SH 65

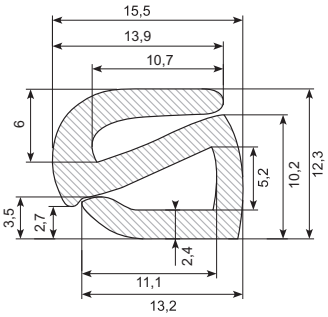

31.112S

Materiale: EPDM, sort
Hårdhed: SH 65

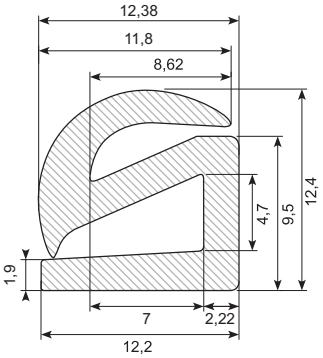

31.145S

Materiale: EPDM, sort
Hårdhed: SH 65

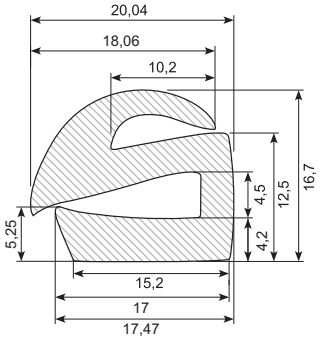

31.148

Materiale: EPDM, sort
Hårdhed: SH 65

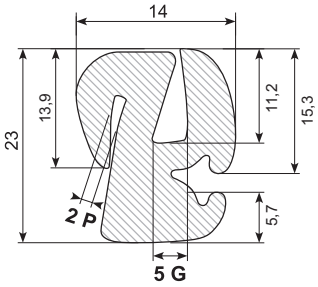

31.155

Materiale: EPDM, sort
Hårdhed: SH 65

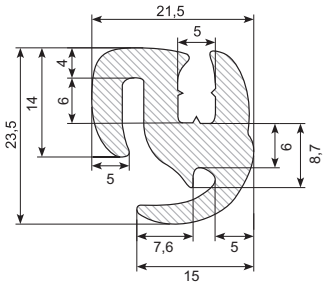

31.6701

Materiale: EPDM, sort *
Hårdhed: SH 65

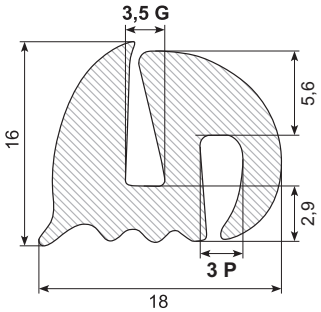

31.6703

Materiale: EPDM, sort *
Hårdhed: SH 65

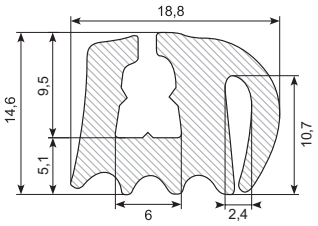

31.6702

Materiale: EPDM, sort *
Hårdhed: SH 65
Min. ordre: 500 m

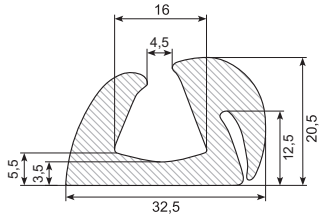

32.1307S

Materiale: EPDM, sort
Hårdhed: SH 65

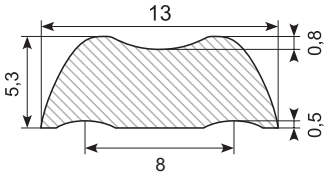

32.309X

Materiale: PVC, sort

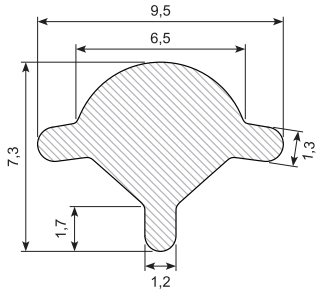

32.301X

Materiale: PVC, **sølv**

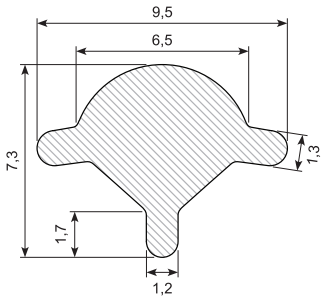

32.300X

Materiale: PVC, **hvid**

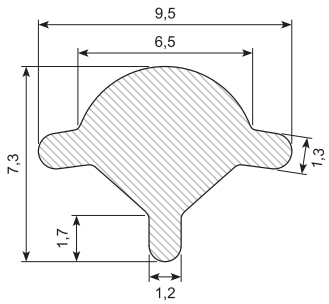

32.1301

Materiale: PVC, **krom**

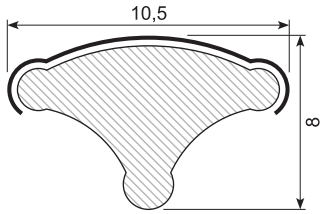

32.409X

Materiale: PVC, sort

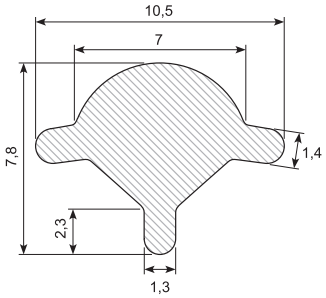

32.009S

Materiale: EPDM, sort
Hårdhed: SH 65

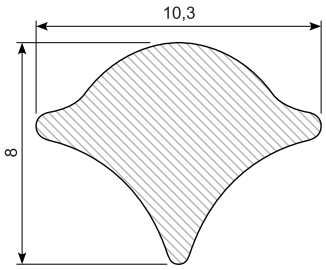

32.010

Materiale: EPDM, sort
Hårdhed: SH 65

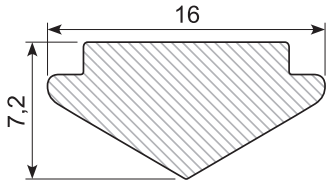

32.924K

Materiale: EPDM, sort
Til 32.924

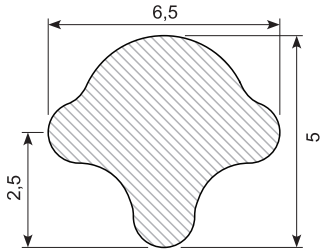

Husk også lim og værktøj

Har du brug for speciallim eller værktøj til arbejdet med profiler?

Uanset om du skal lime, skære, afkorte eller fæstne, kan du finde alt tilbehør hertil hos os.

Tilbehøret finder du på vores webshop Kantlister.dk eller i vores profilkatalog, og hvis du stadig ikke kan finde præcis det du mangler, kan du altid kontakte os.

54.KE5

Handiwash. 12 V med koldt-/varmtvandsbeholder.
Inkl. vask. Med maks. 60°C varmt vand.
54.KE5-40C: Med maks. 40°C varmt vand.

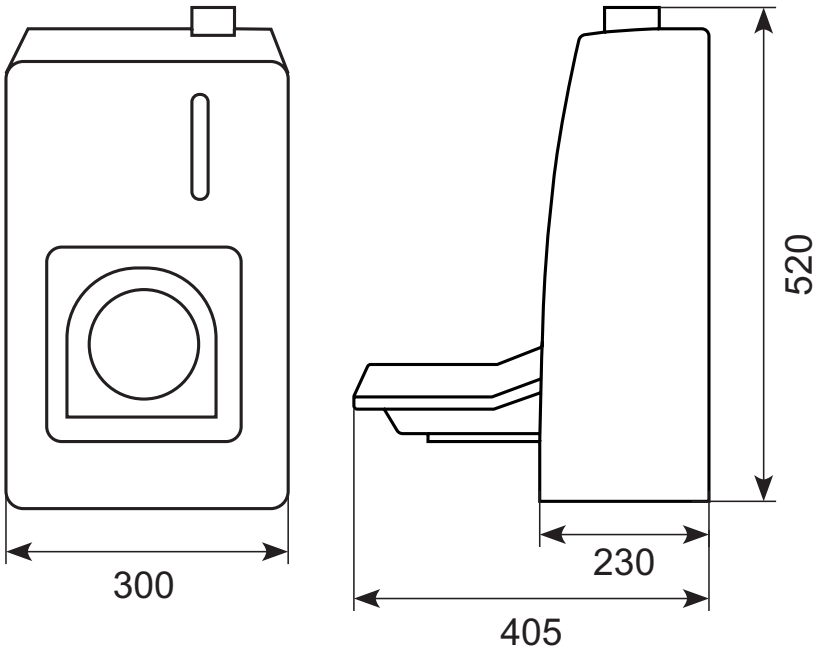

54.KE6

Handiwash. 24 V med koldt-/varmtvandsbeholder. Inkl. vask. Med maks. 60°C varmt vand.
54.KE6-40C: Med maks. 40°C varmt vand.

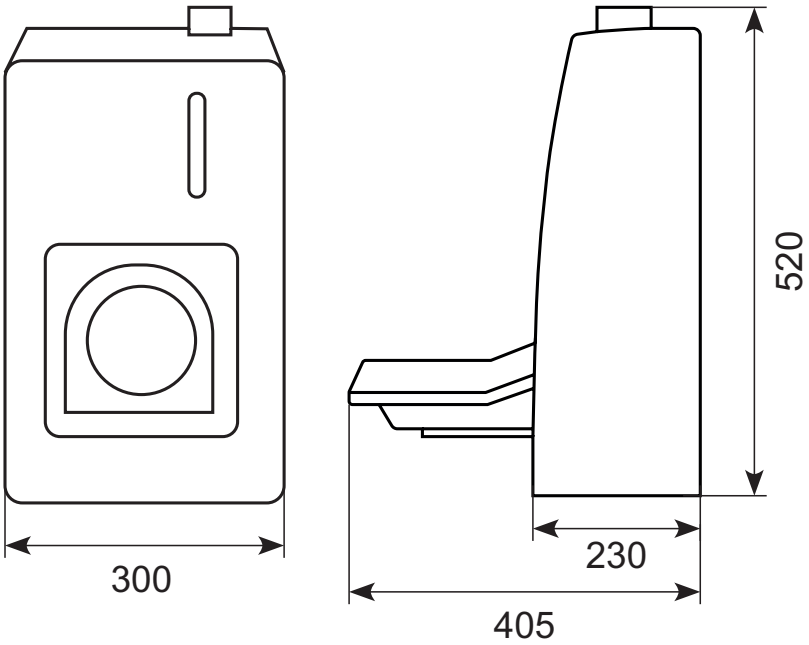

29.220071

Vandpumpe uden konsol med long life motor (ca. 10.000 timer). 24 V, 93 l/min. Maks. tryk 93 kg / cm. Ø38 mm.

29.20078X

Centrifugalblæser - 022-B59/VLL/T-111. 1 hastighed. 24 V, 1.200 m³. Long life motor. *



29.20112X-DC

Long life blæser, 4 hastigheder. 24 V, 16 A, 1.150 m³.

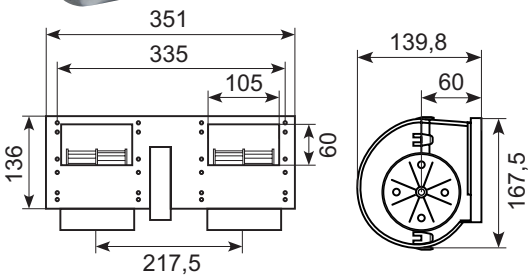

29.20046

Centrifugalblæser - BH 1400, 1 hastighed. Inkl. EMC filter. 24 V, 8 A, 3.800 mm³/hr.

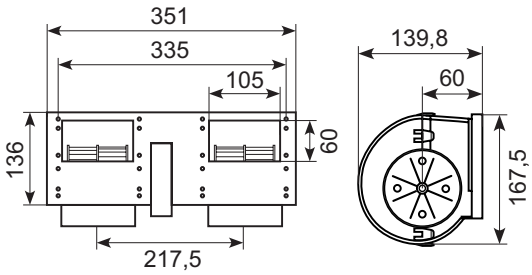

29.20112X

Spal blæser - 006-B39-22, 4 hastigheder. 24 V, 1.150 m³.



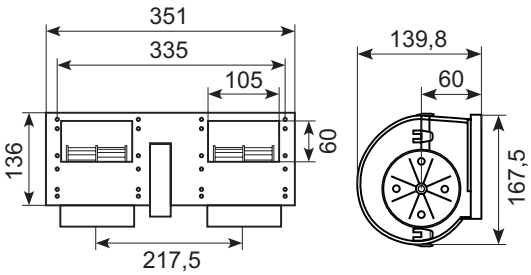

29.303118

Spal blæser - 008-B35-02D, 3 hastigheder. 24 V.



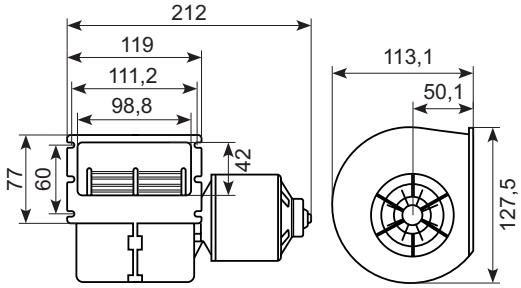

* **Skaffevare** Special order item

29.70108X

Spal ventilator (sug) – VA09-BP8/C-27A, 24 V.



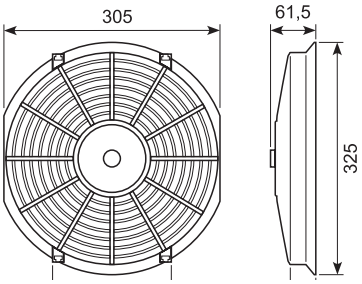

29.30102633A

SPAL ventilator (sug) – VA51-BP70/LL-69A. 24 V, 305 mm.

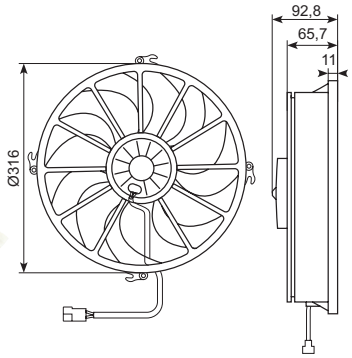

29.FT6025

Blæser til varme. VDL, Scania og Volvo. 60 x 60 x 2,5 mm.



29.9232

Aksial køleblæser, 24 V. 92 x 92 x 32 mm.

29.4912A

Motor ZWW til crossflow blæser. VDL, IVECO m. fl. *

29.4912AK

Motor ZWW for crossflow blæser BLC motor. 24 V, 1.5 A, 2400 rpm.



29.4912S

Styr til motor 29.4912A.

29.10042

Reguleringsmodul – VDL defrosterstyring.

29.10052

Reguleringsmodul – VDL chaufførblæser.

* **Skaffevare** Special order item

Selvroterende Flettner 2000

Komplet med indvendig luft diffusor

Varenummer:
29.180115
29.180115A: Adapter til Flettner 2000

Tagåbning: Ø103,5 mm
Højde: 102 mm
Luftvolumen: 0–200 m³



Adapter:
29.180115A

Vindhastighed	Luftudsugningshastighed	
km/h	m³/min	m³/h
16	0,23	13,8
32	0,54	32,4
48	0,84	50,4
64	1,16	69,6
80	1,48	88,8
96	1,79	107,4
112	2,13	127,8

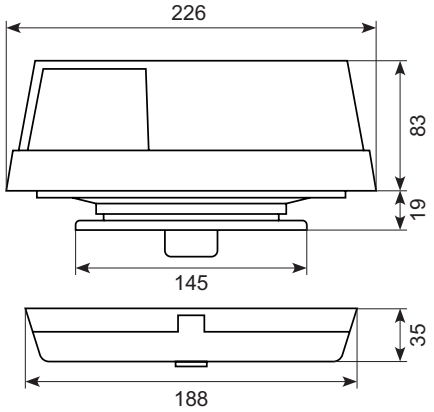

Selvroterende Flettner TCX-2

Komplet med indvendig luft diffusor *

Varenummer:
29.180116: Rund
29.180117 : Oval

Tagåbning: Ø98 mm
Højde: 97,5 mm
Luftvolumen: 0–200 m³

Vindhastighed	Luftudsugningshastighed	
km/h	m³/min	m³/h
16	0,52	30,7
32	1,05	62,9
48	1,64	98,6
64	2,28	137,3
80	2,89	173,3
96	3,56	214
112	4,21	253,1

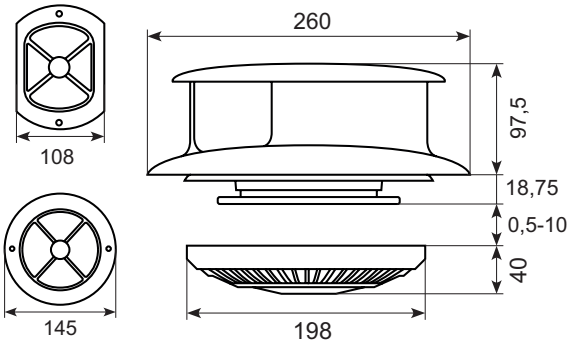

We care about nature

Vi har iværksat tiltag, der gavner nærmiljøet og insekters muligheder for at trives og overleve i vores fauna. Følg med i udviklingen på vores hjemmeside bibus-sindby.dk.



Gasfjedre

Sådan sammensættes bestillingsnummeret

A1	A1	–	4
Tilslutningsdele stempelstang	**Tilslutningsdele cylinder**	**Model**	**Udskydningshastighed/dæmpning**
Se side 14	**Se side 14**	**–** Standardudførelse **A** Efter kundetegning **B** Efter vores tegning **C** Med afstryger/skraber **D** Stempelbeskyttelse (-40°C bis 60°C) **E** Med neutral etiket **F** Med ventil i cylinderendestykke **H** Med specielle pakninger for temperaturer op til 200° C **I** Rustfri V2A, AISI Nr. 304 **N** Rustfri V4A, AISI Nr 316L **R** Med forøget friktion F1 min: 6/15=100N, 6/22=100N, 8/19=120N 8/28=120N, 10/22=150N, 14/28=200N **S** Med låsbart beskyttelsesrør (fra 150 mm løft) (gevind M8, over 150 mm slaglængde, op til 160° C) **T** Med flydende stempel	**0** Hurtig, ingen endedæmpning **1** Hurtig, normal endedæmpning **2** Hurtig, kraftig endedæmpning **3** Normal, ingen endedæmpning **4** Normal, normal endedæmpning **5** Normal, kraftig endedæmpning **6** Langsom, ingen endedæmpning **7** Langsom, normal endedæmp ning **8** Langsom, kraftig endedæmpning **9** Andre varianter **Vigtigt – Endedæmpning fungerer kun, når stempelstangen vender nedad.**

Byggeserier

Diameter Øx/Øy (mm)	Afstryger EL 2 +10 mm	Beskyttelsesrør EL 2 +10 mm	Beskyttelsesrør alu EL 2 + 3 mm (Ø40 +5mm)	Ventil*	Højtemperatur pakninger	Kuldebest. pakninger	Rustfri	Friktion EL 2 +10 mm	Låsb. beskyttelsesrør EL 2 +26 mm (Slagl./ min. 150 mm)	Flydende stempel
3/8										
3/10										●
4/12				●						●
6/15	● (EL2 +5mm)		●	● +2mm	●	●	●	●		●
6/19	●	Plastik	●	●	●	●				●
6/22	●	Plastik	●	●	●	●				●
8/19	●	Plastik + stål	●	●	●	●	●	●		●
8/22	●	Plastik	●	●	●	●		●		●
8/28	●	Plastik	●	●	●	●				●
10/22	●	Plastik	●	●	●	●	●	●	●	●
10/28	●	Plastik	●	●	●	●	●		●	●
12/28	●	Plastik	●	●	●	●		●	●	●
14/28	●	Plastik	●	●	●	●	●	●	●	●
16/28	●	Plastik	●	●					●	●
10/40	●	Stål	●	standard	●	●	●			●
12/40	●	Stål	●	standard	●	●				●
14/40	●	Stål	●	standard	●	●	●			●
20/40	●		●	standard	●	●	●			●
22/40			●	standard	●					●
30/70	standard			standard						●

* Hvis du vælger en gasfjeder med ventil og øjer, skal du bruge løse endestykker til cylindersiden.
Ventil dog undtaget for blokerbare gasfjedre type P og blokerbare gasfjedre

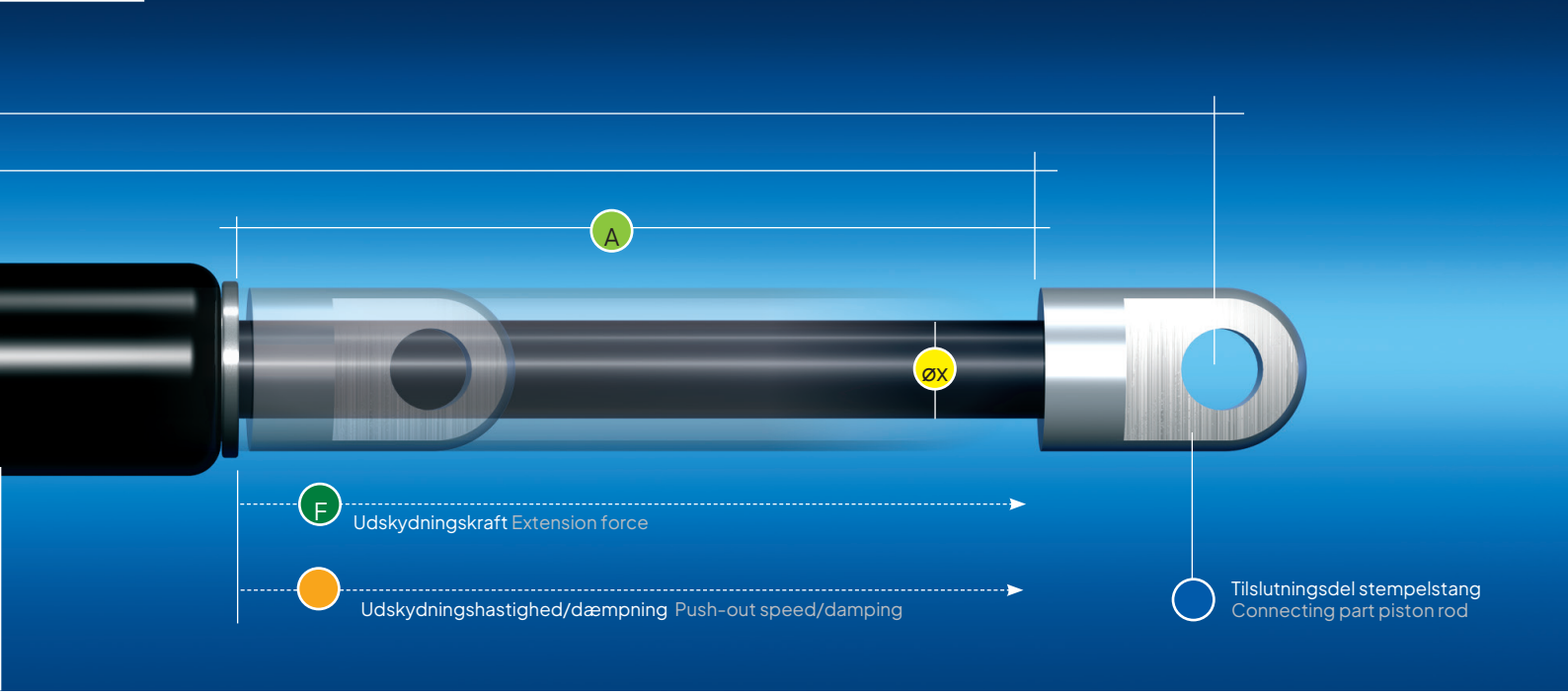

Sådan sammensættes bestillingsnummeret

A1	A1	–	4	0	200	483	001*	500N

0	200	483	001*	500N	
Diameter stempelstang/cylinder	**Slaglængde**	**Indbygningslængde 1****	**Indeksnummer**	**Udskydningskraft**	
Øx/Øy (mm)	**A (mm)**	**Min. EL2 (mm)**		**F1 (N)**	**Progressivitet**
K = 3/8	10–120	2x Slaglængde +25	* Med indeksnummeret (kun nødvendigt ved efterbestilling) kan vi producere nøjagtig de samme gasfjedre som tidligere leveret. Indekskoden oplyses på ordrebekræftelsen/fakturaen.	7–110	ca. 28 %
P = 3/10	10–120	2x Slaglængde +26		7–110	ca. 20 %
G = 4/12	10–150	2x Slaglængde +30		7–200	ca. 21 %
6 = 6/15	10–150	2x Slaglængde +30		10–400	ca. 27 %
C = 6/19	10–150	2x Slaglængde +42		10–400	ca. 16 %
D = 6/22	10–150	2x Slaglængde +43		10–400	ca. 11 %
0 = 8/19	10–300	2x Slaglængde +48		30–700	ca. 33 %
1 = 8/22	10–300	2x Slaglængde +48		30–700	ca. 22 %
E = 8/28	10–300	2x Slaglængde +60		30–700	ca. 13 %
2 = 10/22	20–800	2x Slaglængde +47		50–1300	ca. 39 %
3 = 10/28	20–800	2x Slaglængde +60		50–1300	ca. 21 %
4 = 12/28	20–1000	2x Slaglængde +60		100–1700	ca. 33 %
5 = 14/28	20–1000	2x Slaglængde +60		150–2600	ca. 52 %
N = 16/28	20–1000	2x Slaglængde +60		200–3200	ca. 85 %
A = 10/40	20–1000	2x Slaglængde +70		50–1300	ca. 8 %
F = 12/40	20–1000	2x Slaglængde +70		100–1700	ca. 13 %
B = 14/40	20–1000	2x Slaglængde +70		150–2600	ca. 18 %
7 = 20/40	20–1000	2x Slaglængde +90		200–5000	ca. 45 %
R = 22/40	20–1000	2x Slaglængde +90		300–6000	ca. 60 %
M = 30/70	100–800	2x Slaglængde +120		1000–12000	ca. 25 %

**Bemærk

EL1	Indbygningslængden beregnes,når stempelstangen er kørt ud. For at beregne totallængden skal længden på tilslutningsdelene lægges til.
EL2	Indbygningslængde EL2 = uden øjer og gevind.

Eksempel på bestemmelse af gasfjedertype

Vi anbefaler, at gasfjedertype bestemmes ved hjælp af den ønskede kraft samt den beregnede slaglængde/indbygningslængde. I ordreeksemplet blev typen 8/19 bestemt på grundlag af 500 N og 200 mm slaglængde. Den mulige indbygningslængde beregnes som følger:

2 x 200 mm (slaglængde) + 48 mm = 448 mm (EL2)
+ tilslutningsdel stempelstang A1 = 20 mm (side 50)
+ tilslutningsdel cylinder A1 = 16 mm (side 50)
Minimum indbygningslængde = 484 mm (EL1)

Afrunding til gængse længder, f.eks. 485 / 490 / 500 eller til eksisterende montagepunkter, f.eks. 550, som alle kan leveres i løbet af kort tid, da komponenterne er på lager.

Der tages forbehold for tekniske ændringer

Standardprogram almindelige gasfjedre

Varenr.	Stem-pelvan-dring	Stem-peldi-ameter	Cylin-derdi-ameter	Dæmpning/ stempelcylinder	Længde ekskl. gevind	Længde inkl. 2 øjer	Længde inkl. 2 kugleled	Længde inkl. 2 gaffelstykker	Styrke Nm
19.05010	50	8	19	4/0	B0L0/215	A1A1/255	A3A3/275	A5A5/279	100
19.08015	80	8	19	4/0	B0L0/215	A1A1/255	A3A3/275	A5A5/279	150
19.08025	80	8	19	4/0	B0L0/215	A1A1/255	A3A3/275	A5A5/279	250
19.08030	80	8	19	4/0	B0L0/215	A1A1/255	A3A3/275	A5A5/279	300
19.08040	80	8	19	4/0	B0L0/215	A1A1/255	A3A3/275	A5A5/279	400
19.08550	85	8	19	5/0	B0N0/220	A1A1/260	A3A3/280	A5A5/284	500
19.08570	85	8	19	5/0	B0N0/220	A1A1/260	A3A3/280	A5A5/284	700
19.09515	95	8	19	5/0	B0N0/240	A1A1/280	A3A3/300	A5A5/304	150
19.10015	100	8	19	5/0	B0N0/260	A1A1/300	A3A3/320	A5A5/324	150
19.10020	100	8	19	5/0	B0N0/260	A1A1/300	A3A3/320	A5A5/324	200
19.10025	100	8	19	5/0	B0N0/260	A1A1/300	A3A3/320	A5A5/324	250
19.10030	100	8	19	5/0	B0N0/260	A1A1/300	A3A3/320	A5A5/324	300
19.10035	100	8	19	5/0	B0N0/260	A1A1/300	A3A3/320	A5A5/324	350
19.10050	100	8	19	5/0	B0N0/260	A1A1/300	A3A3/320	A5A5/324	500
19.10075	100	8	19	5/0	B0N0/260	A1A1/300	A3A3/320	A5A5/324	750
19.11015	110	8	19	5/0	B0N0/280	A1A1/320	A3A3/340	A5A5/344	150
19.150050	150	8	19	5/0	B0N0/360	A1A1/400	A3A3/420	A5A5/424	50
19.150075	150	8	19	5/0	B0N0/360	A1A1/400	A3A3/420	A5A5/424	75
19.15015	150	8	19	5/0	B0N0/360	A1A1/400	A3A3/420	A5A5/424	150
19.15016	150	8	19	5/0	B0N0/360	A1A1/400	A3A3/420	A5A5/424	160
19.15025	150	8	19	5/0	B0N0/360	A1A1/400	A3A3/420	A5A5/424	250
19.15035	150	8	19	5/0	B0N0/360	A1A1/400	A3A3/420	A5A5/424	350
19.15050	150	8	19	5/0	B0N0/360	A1A1/400	A3A3/420	A5A5/424	500
19.15075	150	8	19	5/0	B0N0/360	A1A1/400	A3A3/420	A5A5/424	750
19.150100	150	10	22	5/2	H0N0/360	A1A1/400	A3A3/420	A5A5/424	1.000
19.150120	150	10	22	5/2	H0N0/360	A1A1/400	A3A3/420	A5A5/424	1.200
19.20010	200	8	19	5/0	B0N0/460	A1A1/500	A3A3/520	A5A5/524	100
19.20015	200	8	19	5/0	B0N0/460	A1A1/500	A3A3/520	A5A5/524	150
19.20020	200	8	19	5/0	B0N0/460	A1A1/500	A3A3/520	A5A5/524	200
19.20025	200	8	19	5/0	B0N0/460	A1A1/500	A3A3/520	A5A5/524	250
19.20040	200	8	19	5/0	B0N0/460	A1A1/500	A3A3/520	A5A5/524	400
19.20050	200	8	19	5/0	B0N0/460	A1A1/500	A3A3/520	A5A5/524	500
19.20075	200	10	22	5/2	H0N0/460	A1A1/500	A3A3/520	A5A5/524	750
19.20090	200	10	22	5/2	H0N0/460	A1A1/500	A3A3/520	A5A5/524	900
19.200100	200	10	22	5/2	H0N0/460	A1A1/500	A3A3/520	A5A5/524	1.000
19.200100X	200	12	28	5/4	H0L0/460	A1A1/500	A3A3/520	A5A5/524	1.000
19.200125	200	10	22	5/2	H0N0/460	A1A1/500	A3A3/520	A5A5/524	1.250
19.200150	200	12	28	5/4	H0L0/460	A1A1/500	A3A3/520	A5A5/524	1.500
19.200200	200	14	28	5/5	D0M0/470	B1B1/520	A4A4/540	B9B9/550	2.000
19.200250	200	14	28	5/5	D0M0/470	B1B1/520	A4A4/540	B9B9/550	2.500
19.22520	225	10	22	5/2	H0N0/510	A1A1/550	A3A3/570	A5A5/574	200
19.23520	235	10	22	5/2	H0N0/550	A1A1/590	A3A3/610	A5A5/614	200
19.23575	235	10	22	5/2	H0N0/550	A1A1/590	A3A3/610	A5A5/614	750
19.23590	235	10	22	5/2	H0N0/550	A1A1/590	A3A3/610	A5A5/614	900

Standardprogram almindelige gasfjedre

Varenr.	Stem-pelvan-dring	Stem-peldi-ameter	Cylin-derdi-ameter	Dæmpning/ stempelcylinder	Længde ekskl. gevind	Længde inkl. 2 øjer	Længde inkl. 2 kugleled	Længde inkl. 2 gaffelstykker	Styrke Nm
19.25008	250	10	22	5/2	H0N0/610	A1A1/650	A3A3/670	A5A5/674	80
19.25015	250	10	22	5/2	H0N0/610	A1A1/650	A3A3/670	A5A5/674	150
19.25025	250	10	22	5/2	H0N0/610	A1A1/650	A3A3/670	A5A5/674	250
19.25030	250	10	22	5/2	H0N0/610	A1A1/650	A3A3/670	A5A5/674	300
19.25040	250	10	22	5/2	H0N0/610	A1A1/650	A3A3/670	A5A5/674	400
19.25050	250	10	22	5/2	H0N0/610	A1A1/650	A3A3/670	A5A5/674	500
19.25060	250	10	22	5/2	H0N0/610	A1A1/650	A3A3/670	A5A5/674	600
19.25075	250	10	22	5/2	H0N0/610	A1A1/650	A3A3/670	A5A5/674	750
19.250100	250	10	22	5/2	H0N0/610	A1A1/650	A3A3/670	A5A5/674	1.000
19.250150	250	14	28	5/5	D0M0/610	B1B1/660	A4A4/680	B9B9/690	1.500
19.30025	300	10	22	5/2	H0N0/710	A1A1/750	A3A3/770	A5A5/774	250
19.30040	300	10	22	5/2	H0N0/710	A1A1/750	A3A3/770	A5A5/774	400
19.30050	300	10	22	5/2	H0N0/710	A1A1/750	A3A3/770	A5A5/774	500
19.30060	300	10	22	5/2	H0N0/710	A1A1/750	A3A3/770	A5A5/774	600
19.30075	300	10	22	5/2	H0N0/710	A1A1/750	A3A3/770	A5A5/774	750
19.300100	300	10	22	5/2	H0N0/710	A1A1/750	A3A3/770	A5A5/774	1.000
19.300125	300	14	28	5/5	D0M0/710	B1B1/760	A4A4/780	B9B9/790	1.250
19.300150	300	14	28	5/5	D0M0/710	B1B1/760	A4A4/780	B9B9/790	1.500
19.300200	300	14	28	5/5	D0M0/710	B1B1/760	A4A4/780	B9B9/790	2.000
19.300250	300	14	28	5/5	D0M0/710	B1B1/760	A4A4/780	B9B9/790	2.500
19.35025	350	10	22	5/2	H0N0/760	A1A1/800	A3A3/820	A5A5/824	250
19.35050	350	10	22	5/2	H0N0/760	A1A1/800	A3A3/820	A5A5/824	500
19.35075	350	10	22	5/2	H0N0/760	A1A1/800	A3A3/820	A5A5/824	750

Gasfjedre med ventil

Gasfjedre med ventil har en variabel styrke, og vi kan tilbyde at fylde og efterfylde gasfjedre, da vi har eget fyldeanlæg. Kontakt os for nærmere oplysning vedrørende dette.

Varenr.	Stem-pelvan-dring	Stem-peldi-ameter	Cylin-derdiam-eter	Dæmpning/ stempelcyl-inder	Længde ekskl. gevind	Længde inkl. 2 øjer	Længde inkl. 2 kugleled	Længde inkl. 2 gaffelstykker	Styrke Nm
19.15000	150	8	19	5/0	B0N0/360	A1A1/400	A3A3/420	A5A5/424	Variabel
19.20000	200	10	22	5/2	H0N0/460	A1A1/500	A3A3/520	A5A5/524	Variabel
19.20000A	200	14	28	5/5	D0M0/470	B1B1/520	A4A4/540	B9B9/550	Variabel
19.35000	350	10	22	5/2	H0N0/760	A1A1/800	A3A3/820	A5A5/824	Variabel
19.40000	400	10	22	5/2	H0N0/760	A1A1/800	A3A3/900	A5A5/904	Variabel
19.50000	500	14	28	5/5	D0M0/1060	B1B1/1110	A4A4/1130	B9B9/1140	Variabel

Rustfri 304 gasfjedre med ventil

Gasfjedre med ventil har en variabel styrke, og vi kan tilbyde at fylde og efterfylde gasfjedre, da vi har eget fyldeanlæg. Kontakt os for nærmere oplysning vedrørende dette.

Varenr.	Stem-pelvan-dring	Stem-peldi-ameter	Cylin-derdiam-eter	Dæmpning/ stempelcyl-inder	Længde ekskl. gevind	Længde inkl. 2 øjer	Længde inkl. 2 kugleled	Længde inkl. 2 gaffelstykker	Styrke Nm
19.10000-304	100	10	22	5/2	H0N0/260	A1NA1/300	A3NA3/320	A5NA5/324	Variabel
19.15000-304	150	10	22	5/2	H0N0/360	A1NA1/400	A3NA3/420	A5NA5/424	Variabel
19.20000-304	200	10	22	5/2	H0N0/460	A1NA1/500	A3NA3/520	A5NA5/524	Variabel
19.25000-304	250	10	22	5/2	H0N0/610	A1NA1/650	A3NA3/670	A5NA5/674	Variabel
19.30000-304	300	10	22	5/2	H0N0/710	A1NA1/750	A3NA3/770	A5NA5/774	Variabel

Standardprogram til transportbranchen

A1 øjer monteret

Varenummer	Længde inkl. 2 øjer	Stempelvandring	Stempeldiameter	Cylinder diameter	Dæmpning/ stempelcylinder	Styrke Nm
19.2806	616	271	8	19	5/2	290
19.2820	503	200	10	22	5/2	250
19.2821	503	200	10	22	5/2	400
19.2822	503	200	10	22	5/2	500
19.2824	503	200	10	22	5/2	650
19.2826	503	200	10	22	5/2	750

Små gasfjedre

Type

D1	D1 -	4	6 -	050	150 /	020 N
Tilslutning til stemplestang	Cylinder-tilslutning	Dæmpnings-metode	Ø stempelstang/ Ø cylinder 6 - 15	Slaglængde 20 - 150 mm	Indbygningslængde (C) Min. 2 x slaglængde (A) + 50 mm	Udvidelsesstyrke (N) 10N - 400N

Varenum-mer	Stem-pel-vandring	Stem-pel-diame-ter	Cylin-derdi-ameter	Dæmp-ning/ stempel-cylinder	Længde ekskl. gevind	Længde inkl. 2 øjer	Længde inkl. 2 kugleled	Længde inkl. 2 gaffelstyk-ker	Sty-rke Nm
19.605005	50	6	15	4/6	V0V0/122	D1D1/+32 mm	B3B3/+44 mm	E5E5/+40 mm	50
19.605007	50	6	15	4/6	V0V0/122	D1D1/+32 mm	B3B3/+44 mm	E5E5/+40 mm	70
19.605010	50	6	15	4/6	V0V0/122	D1D1/+32 mm	B3B3/+44 mm	E5E5/+40 mm	100
19.605020	50	6	15	4/6	V0V0/122	D1D1/+32 mm	B3B3/+44 mm	E5E5/+40 mm	200
19.605040	50	6	15	4/6	V0V0/122	D1D1/+32 mm	B3B3/+44 mm	E5E5/+40 mm	400
19.608005	80	6	15	4/6	V0V0/182	D1D1/+32 mm	B3B3/+44 mm	E5E5/+40 mm	50
19.608010	80	6	15	4/6	V0V0/182	D1D1/+32 mm	B3B3/+44 mm	E5E5/+40 mm	100
19.608020	80	6	15	4/6	V0V0/182	D1D1/+32 mm	B3B3/+44 mm	E5E5/+40 mm	200
19.608030	80	6	15	4/6	V0V0/182	D1D1/+32 mm	B3B3/+44 mm	E5E5/+40 mm	300
19.610005	100	6	15	4/6	V0V0/222	D1D1/+32 mm	B3B3/+44 mm	E5E5/+40 mm	50
19.610010	100	6	15	4/6	V0V0/222	D1D1/+32 mm	B3B3/+44 mm	E5E5/+40 mm	100
19.610015	100	6	15	4/6	V0V0/222	D1D1/+32 mm	B3B3/+44 mm	E5E5/+40 mm	150
19.610020	100	6	15	4/6	V0V0/222	D1D1/+32 mm	B3B3/+44 mm	E5E5/+40 mm	200
19.610030	100	6	15	4/6	V0V0/222	D1D1/+32 mm	B3B3/+44 mm	E5E5/+40 mm	300
19.610040	100	6	15	4/6	V0V0/222	D1D1/+32 mm	B3B3/+44 mm	E5E5/+40 mm	400
19.612505	125	6	15	4/6	V0V0/272	D1D1/+32 mm	B3B3/+44 mm	E5E5/+40 mm	50
19.612510	125	6	15	4/6	V0V0/272	D1D1/+32 mm	B3B3/+44 mm	E5E5/+40 mm	100
19.612515	125	6	15	4/6	V0V0/272	D1D1/+32 mm	B3B3/+44 mm	E5E5/+40 mm	150
19.612520	125	6	15	4/6	V0V0/272	D1D1/+32 mm	B3B3/+44 mm	E5E5/+40 mm	200
19.612530	125	6	15	4/6	V0V0/272	D1D1/+32 mm	B3B3/+44 mm	E5E5/+40 mm	300
19.615010	150	6	15	4/6	V0V0/322	D1D1/+32 mm	B3B3/+44 mm	E5E5/+40 mm	100
19.615012	150	6	15	4/6	V0V0/322	D1D1/+32 mm	B3B3/+44 mm	E5E5/+40 mm	120
19.615015	150	6	15	4/6	V0V0/322	D1D1/+32 mm	B3B3/+44 mm	E5E5/+40 mm	150
19.615020	150	6	15	4/6	V0V0/322	D1D1/+32 mm	B3B3/+44 mm	E5E5/+40 mm	200
19.615030	150	6	15	4/6	V0V0/322	D1D1/+32 mm	B3B3/+44 mm	E5E5/+40 mm	300

19.8853

Gasfjeder - W7W7-46-100-275 --002/300N. VDL BERGHOF bagklap.

19.8646

Gasfjeder - D2D2-50-170-490 --001/700N. Til VOLVO bagklap.

19.8856

Blokerbar fjeder - K0J2P-2-030-184--004/250N. Passer til BE-GE sæder.

Beregning af gasfjeder

Har du en gasfjeder eller gasdæmper, som ikke erstatter en tidligere fjeder, eller en specifik opgave med opmåling, bør du få lavet en korrekt beregning af tryk, størrelse, slaglængde osv.

Vi står selvfølgelig til rådighed for at beregne din gasfjeder.
Du er altid velkommen til at kontakte os på +45 75 88 21 22.

For at vi bedst kan udregne designet af din gasfjeder og dens montering, bør du angive vægt, tyngdepunkt, dimensioner, bevægelsesgang i grader og den påkrævede styrke/bæreevne.

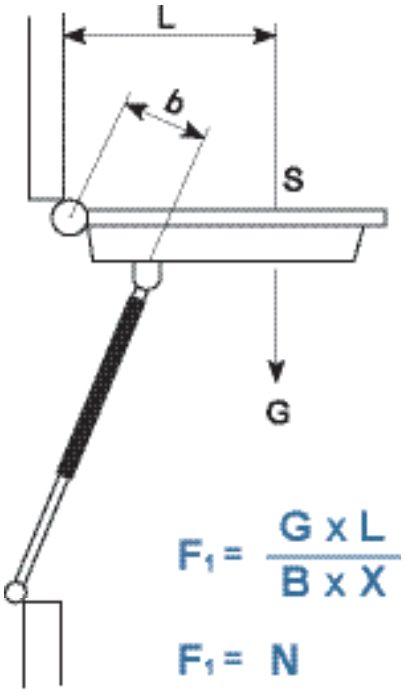

* Gasfjeder monteret med kugleled A3

S: Klappens tyngdepunkt

G: Klappens dødvægt

B: Afstand fra gasfjeder til omdrejningspunkt

X: Antal fjedre (som regel 2 pr. klap)

F1: Gasfjederens tryk i Nm

Tilslutningsdele

Her finder du et lille udvalg af de mest gængse tilslutningsdele til gasfjedre.
Men vi har mange flere varianter på lager. Du kan se dem alle i vores gasfjedre katalog eller kontakt os, hvis du har brug for rådgivning.

Øjer

Øjerne kan også fås i rustfri version

Varenr.	SW	Ø	L1	L3	Ø2	d1	Gevind	Egnet til: Gasfjedre	Egnet til: Gastrækfjedre	
19.3800D1	3,0	6,2	16,0	9,0	11,0	6,0	M5	●	●	Stål
19.3880A1	10,0	8,2	20,0	20,0	16,0	8,0 - 10,0	M8	●	●	Aluminium
19.3880B1	12,0	8,2	25,0	12,0	19,0	10,0 - 14,0	M8, M10	●	●	Aluminium
19.3880M2	10,0	10,2	20,0	20,0	16,0	8,0 - 10,0	M8	●	●	Aluminium

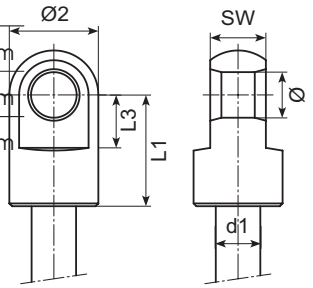

Kugleled

19.3880B3, 19.3880D3, 19.3880A3 og 19.3880A4 kan også fås i rustfri version

Varenr.	A Ø	L mm	b*c mm	d*e mm	f mm	Materiale	Møtrik
19.3880B3	8	22	M5*10	M5*10,2	9	Galvaniseret stål	●
19.3880C3	10	15	M5*6	M8*13	12		
19.3880D3	10	19	M8*9	M8*13	12		
19.3880A3	13	30	M8*14	M8*16,5	13		●
19.3880A4	16	35	M10*15,5 / M8*15,5	M10*20	16		●



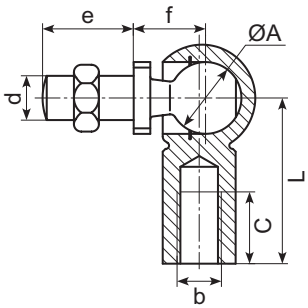

Gaffelstykke uden fjederbolt

19.3880A5 og 19.3880B9 kan også fås i rustfri version

Varenr.	Ø d1 mm	g mm	A mm	b mm	L1 mm	L2 mm	Ø d2 mm	Materiale
19.3880E5	5	10	10	5	26	20	M5	Galvaniseret stål
19.3880A5	8	16	16	8	42	32	M8	
19.3880B9	10	20	20	10	52	40	M10	

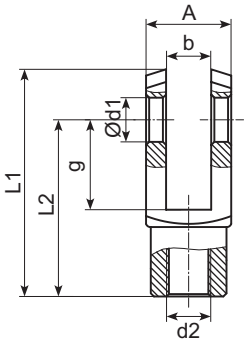

Løs fjederbolt

Varenr.	Ø d1 mm	g mm	a mm	b mm	L1 mm	L2 mm	L3 mm	Materiale
19.3880F5	5	10	12	13,5	23	19	5,5	Galvaniseret stål
19.3880B5	8	16	19	21,5	37	30	8	

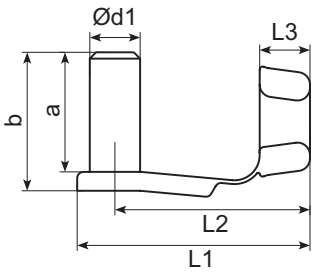

19.3880BA1SB

Beslag 19.3880BA1 til gasfjeder. Inkl. låsekop 19.3880BA0.



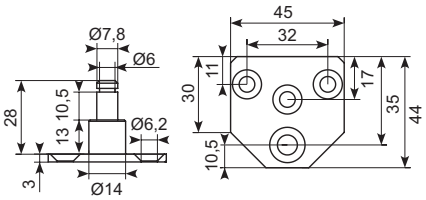

19.3880BA2SB

Beslag 19.3880BA2 til gasfjeder. Inkl. låsekop 19.3880BA0.

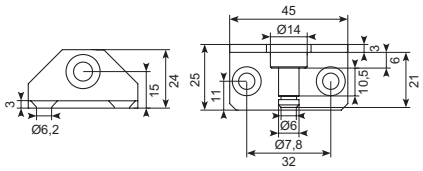

19.3880BA5SB

Galvaniseret vinkelbeslag til gasfjeder med øje – 8 mm. Inkl. låsekop 19.3880BA0.



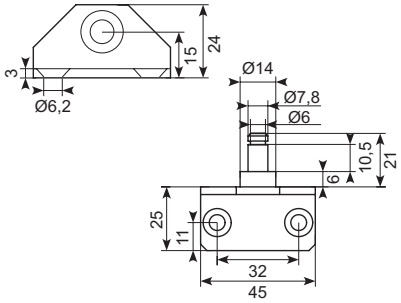

19.3880BA3

Galvaniseret vinkelbeslag for gasfjedre med kugle.

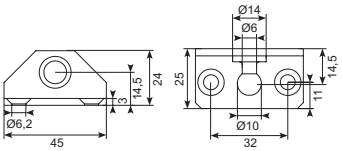

19.3880BA4

Galvaniseret beslag, lige. For gasfjedre med kugleled.

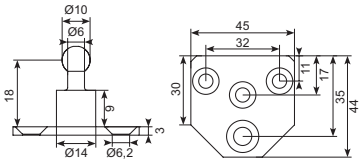

19.3880ML

Gasfjederbefæstigelse. Sort eloxeret aluminium.



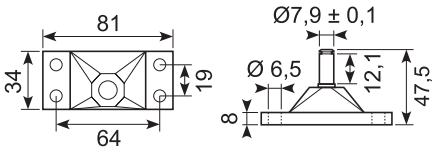

19.3880FL

Gasfjederbeslag, u-gaffel. Sort eloxeret aluminium.

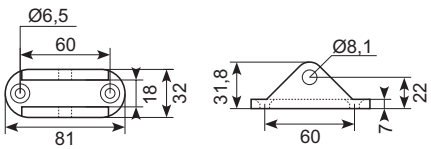

19.2865

Galvaniseret u-beslag til gasfjederøjer.



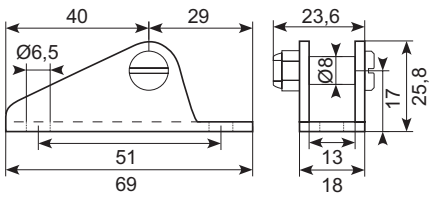

19.28656

Galvaniseret centerbeslag til gasfjederøjer.



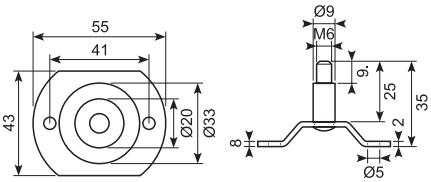

22.556J

Aluminium dørholder med SSTap. Han-del.

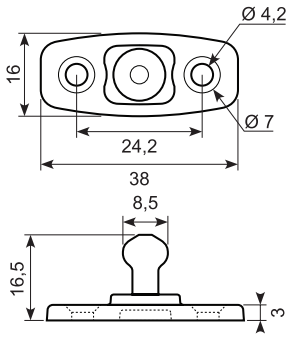

22.557J

Aluminium dørholder. Hun-del. Center huller: 40 mm.

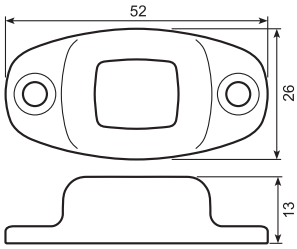

22.558J

Gummi dørholder.

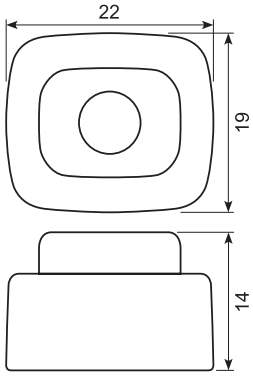

22.668J

Dørholder med støbt tap. Han-del.

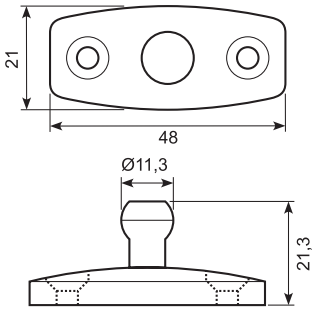

22.667J

Aluminium dørholder. Hun-del. Hus alene.

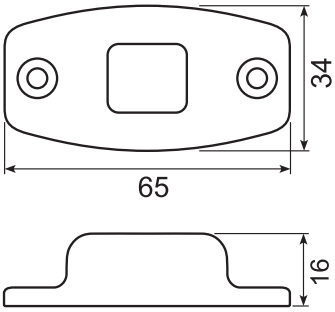

22.664J

Dørholder. Gummidel til 22.667J.

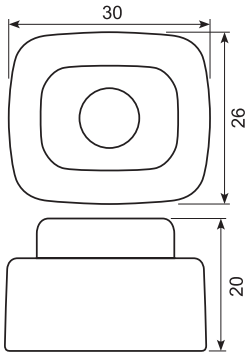

22.562J

Aluminium dørholder. Han-del.

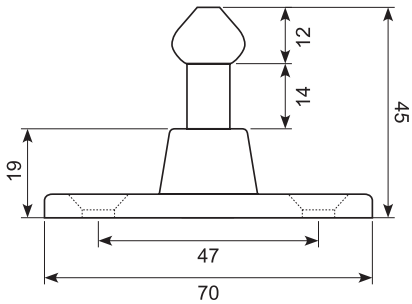

22.563J

Aluminium dørholder. Hun-del. Center huller 66,54 mm.

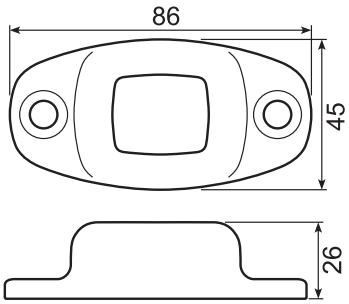

22.564J

Dørholder gummidel. Blød holdekraft 140N.

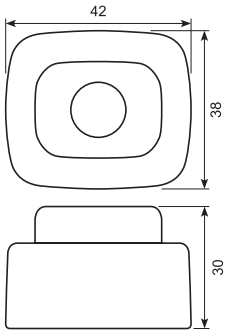

22.642J

Hård sort gummi-dørholder.
Hun-del. Med 7 mm montagehul.

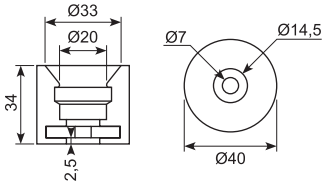

22.643J

Dørholder. Han-del.
PA66+20%GF

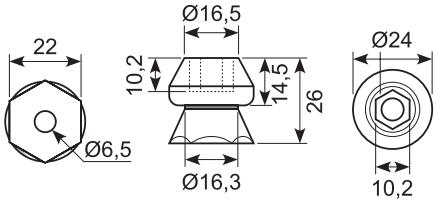

22.663R

Rustfri tap for dørholder.
Indvendig og udvendig udløser.
Til 22.661R og 22.662R.

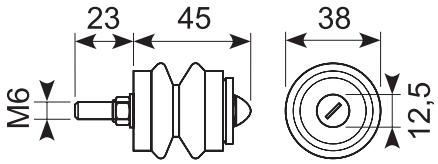

22.642

Gummi-dørholder. Hun-del.
Europæisk kvalitet.

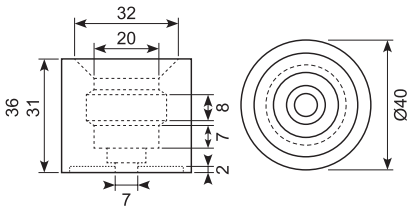

22.643

Sort PVC dørholder. Han-del.
Europæisk kvalitet.

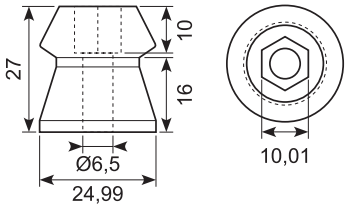

22.661R

Dørholder med udvendig udløser.
Hun-del. Metal med PVC kappe.

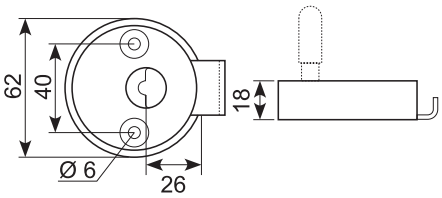

22.648J

Hvid nylon dørholder med rustfri
stilleskrue. Kuldebestandig.

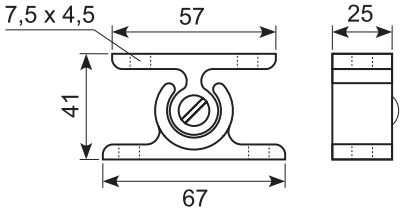

22.648S

Komplet dørholdersæt i sort.

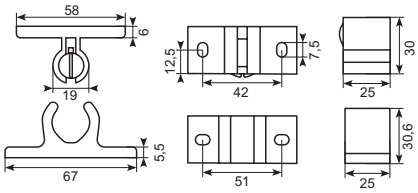

22.662R

Dørholder med udløser. Hun-del.
Ud- og indvendig udløser.
Metal med PVC kappe.



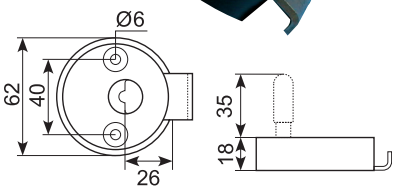

22.650J

Hvid nylon dørholder med rustfri
fjedre, komplet.

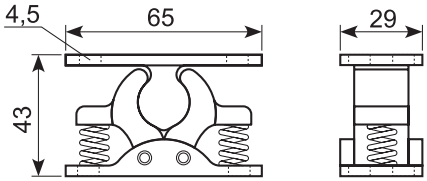

22.646

Rustfri dørholder med rustfri fjeder,
komplet.



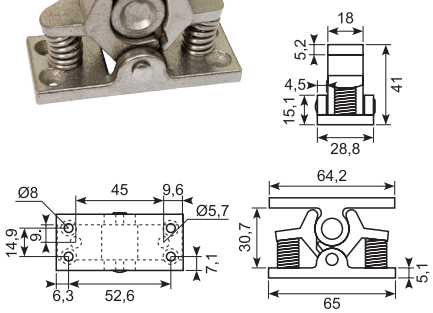

18.422652

Sort kunststof bøjlegreb.

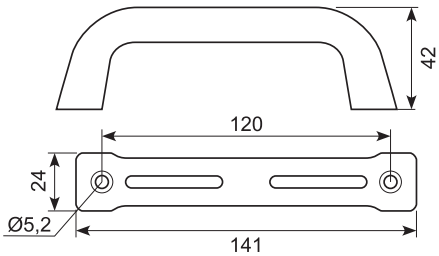

18.75120

Sort nylongreb.

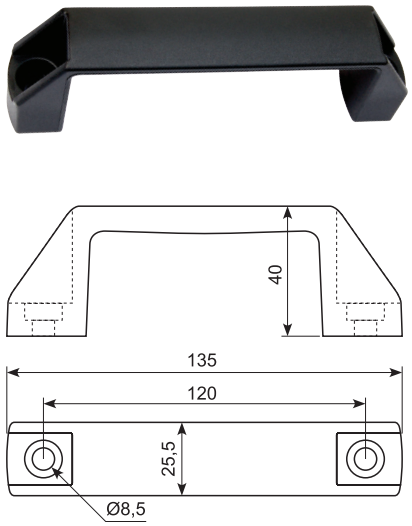

18.7407340

Sort aluminiumgreb.

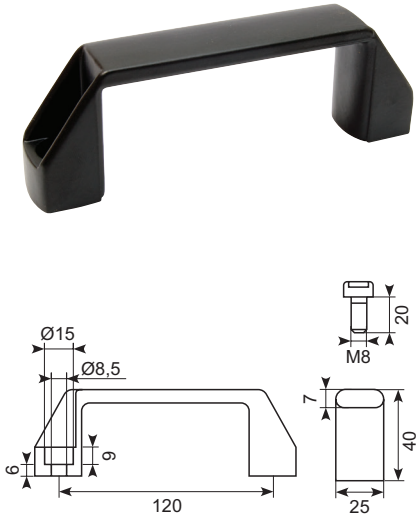

23.2201

Sort kunststof bøjlegreb. Monteret fra forsiden.

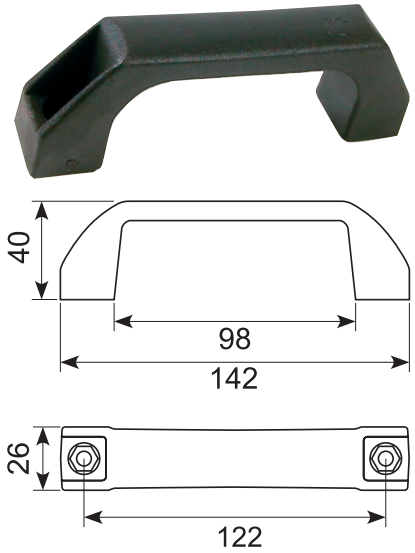

18.75123

Sort nylongreb. Tkl M5 us skrue. Monteret fra forsiden.

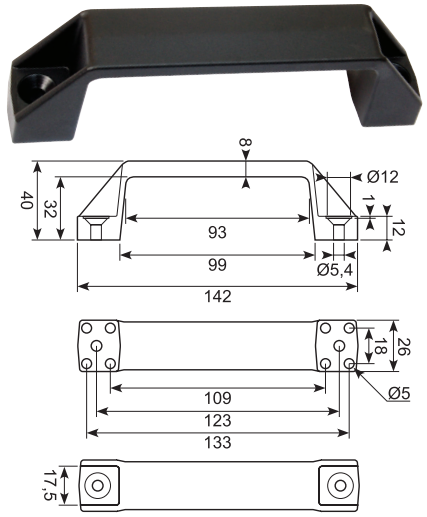

18.75132

Sort nylongreb.

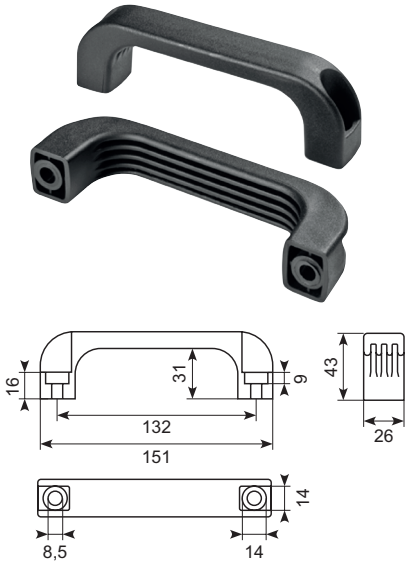

18.75132B

Sort polypropylene greb. M8 indvendig gevind.

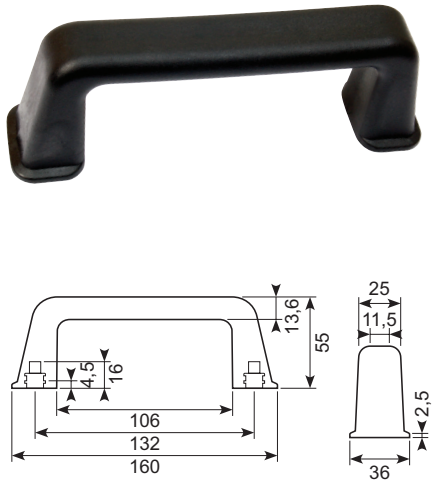

23.220J

Sort bøjlegreb.

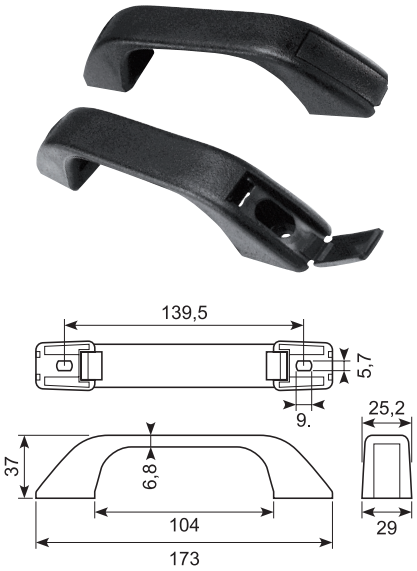

18.7407540

Sort aluminiumgreb.

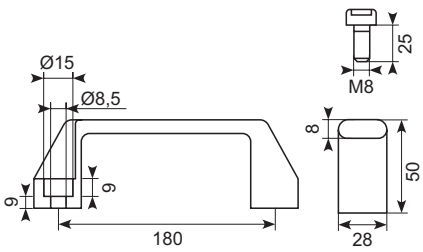

54.830100J

Sort plastikgreb.

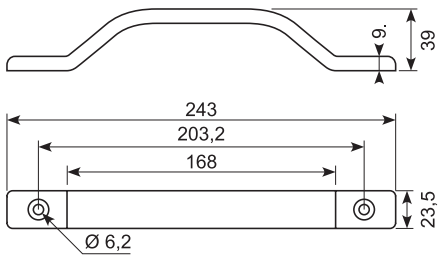

18.7411340

Sort bakelitgreb. Indvendig gevind.

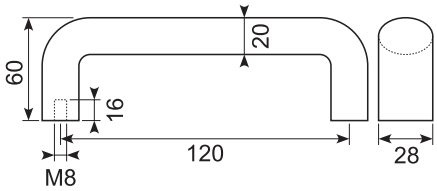

18.7411740

Sort bakelitgreb med indvendig M8 gevind.

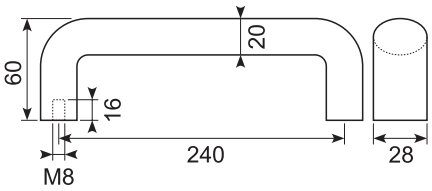

54.830210J

Blød sort PVC bøjlegreb med stålindlæg. Monteret fra forsiden.

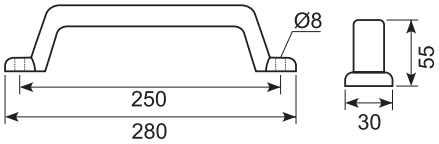

23.231

Forsat bøjlegreb i sort kunststof. Med stålindlæg. Monteres fra forsiden. Med skjulte skruer. Fås også i gul.

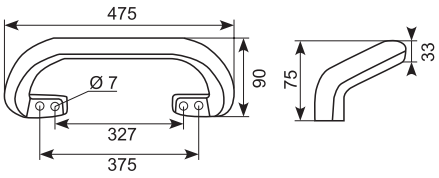

23.230

Forsat bøjlegreb i sort kunststof. Med stålindlæg. Monteres fra forsiden. Med skjulte skruer. Fås også i gul.

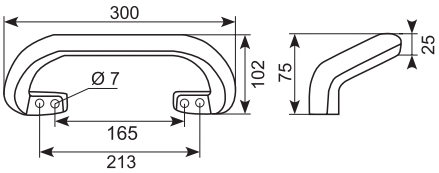

23.232

Sortlakeret aluminium bøjlegreb. Monteret fra forsiden.

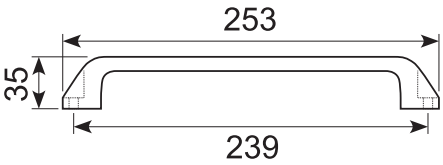

18.75400

Sort greb med aluminium legering.

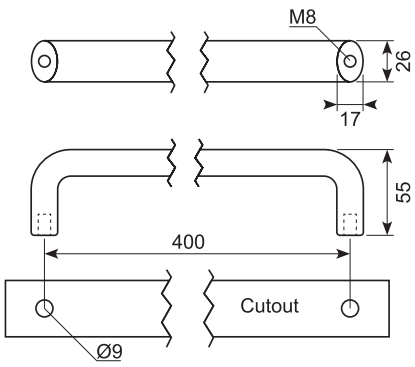

23.66199

p uden bøsning.

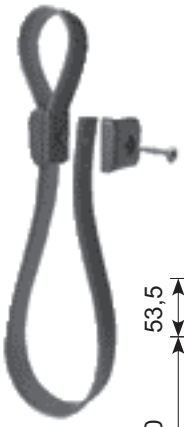

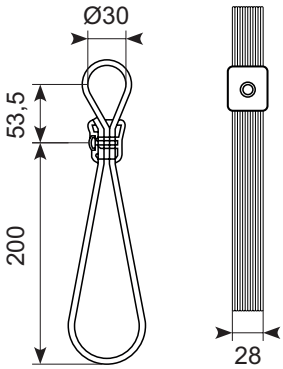

23.P318

Mørkegrå bus strop med bøsning.

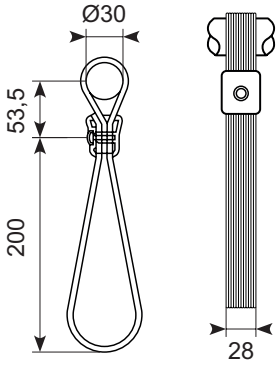

Pianohængsel

Pianohængsel uden huller. Ubehandlet jern.

Varenr.	L mm	T mm	Ø mm	B mm
20.544	2.000	1,5	4	40
20.565	2.000	1,5	6	50

Pianohængsel

Rustfri 304 pianohængsel uden huller.

Varenr.	L mm	T mm	Ø mm	B mm
20.644S	2.000	1,5	4	40
20.664S	2.000	1,5	4	60

Pianohængsel

Pianohængsel. El-galvaniseret jern.



Varenr.	L mm	T mm	Ø mm	B mm
20.665	2.000	1,5	6	50
20.666	2.000	1,5	6	60
20.685A	2.000	1,5	8	50
20.686	2.000	1,5	8	60
20.687A	2.000	1,5	8	70
20.688	2.000	1,5	8	80
20.690	2.160	1,5	3	30
20.700A	2.000	1,5	9,5	100

Pianohængsel

Pianohængsel med huller. Rustfri 304. Længde: 2 m.

Varenr.	Afstand til hul	T mm	Ø mm	B mm
63.053100	60	0,8	3,3	30
63.053110	90	1,5	4,3	40

20.664J

Rustfri 201 hængsel. 132 x 1,5 x 40 mm (udslået). *
Min. ordre: 1.500 stk.



50.34126

Aluminium pianohænsel. ●

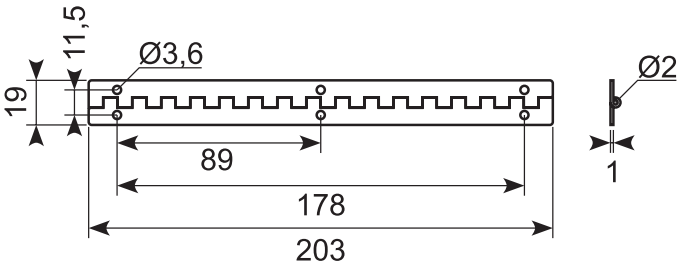

● **Godt køb** Best buy * **Skaffevare** Special order item

Centraflex

Vandtæt stanghængsel med polyester-kerne og PVC-flanger. Tillader 165° / 180° åbning. Stor styrke og høj elasticitet. Sort finish.

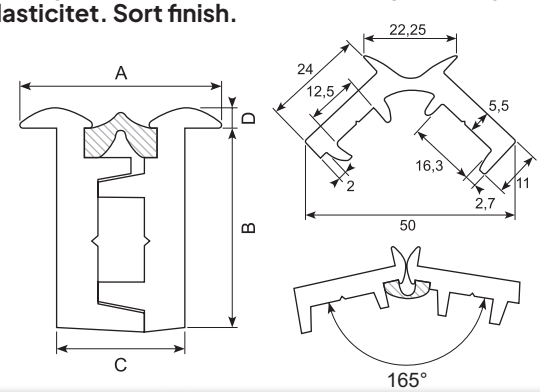

Varenr.	A	B	C	D	L
20.6020 *	28 mm	23 mm	16 mm	4 mm	2.000 mm
20.6025	28 mm	23 mm	16 mm	4 mm	2.500 mm
20.6030	28 mm	23 mm	16 mm	4 mm	3.000 mm

Poliall

Vandtæt poliall stanghængsel. Med PU kerne og aluminiumsflanger. Tillader 180° åbning. Forboret med 5 mm huller i flange.

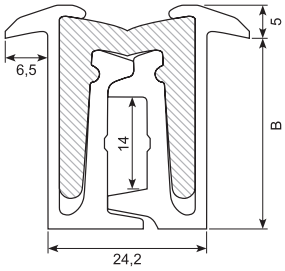

Varenr.	B	Længde
54.261100 *	24 mm	2.400 mm
54.261120 *	24 mm	2.700 mm
54.261130 *	24 mm	4.000 mm

Centraflex

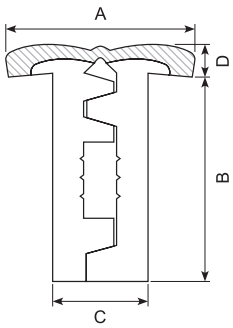

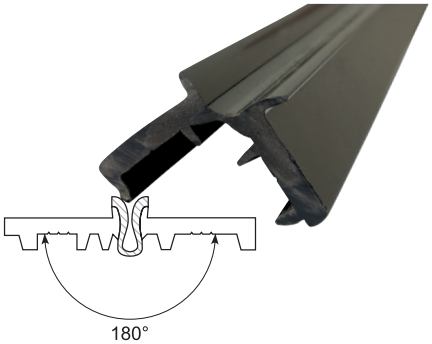

Varenr.	A	B	C	D	L
20.6120 *	30 mm	34 mm	16 mm	4,5 mm	2.000 mm
20.6125 *	30 mm	34 mm	16 mm	4,5 mm	2.500 mm
20.6130 *	30 mm	34 mm	16 mm	4,5 mm	3.000 mm

Poliall



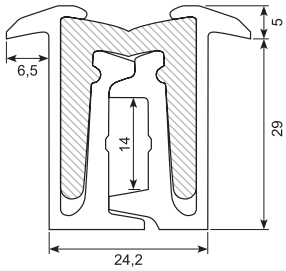

Varenr.	B	L
54.261700J-5	29 mm	2.400 mm
54.261720J-5	29 mm	2.700 mm
54.261740J-5	29 mm	3.000 mm
54.261760J-5	29 mm	3.200 mm
54.261780J-5	29 mm	4.000 mm

Fleksibel hængsel



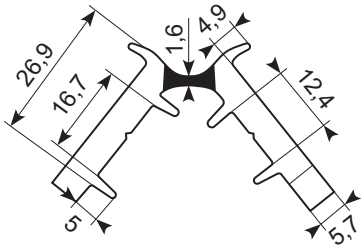

Varenr.	A	B	C	D	L
20.6019J * ●	26,5 mm	25 mm	16,7 mm	2,5 mm	1.678 mm
20.6020J	26,5 mm	25 mm	16,7 mm	2,5 mm	2.000 mm
20.6025J *	26,5 mm	25 mm	16,7 mm	2,5 mm	2.500 mm
20.6030J *	26,5 mm	25 mm	16,7 mm	2,5 mm	3.000 mm

● **Speciallængde med huller** * **Skaffevare** Special order item

57.52080

Nødhammer med holder uden plombe. Genbrugsplast.

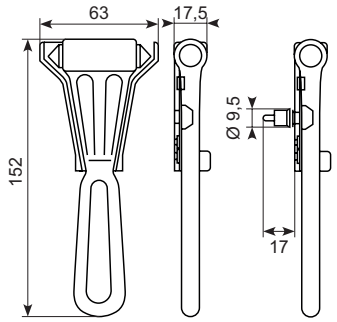

57.5772

Nødhammer med 800 mm kabel. Uden plombe.

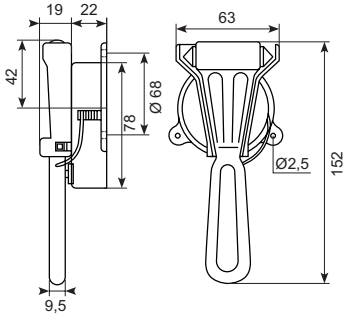

57.690

Nødhammer med holder og kniv. Uden plombe.

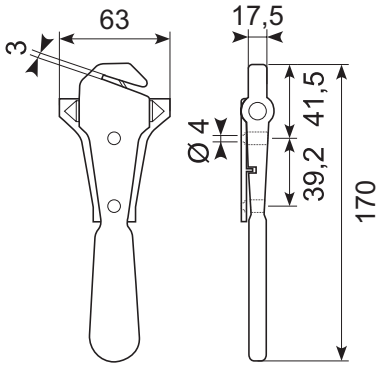

57.697K

Stor nødhammer med beslag.

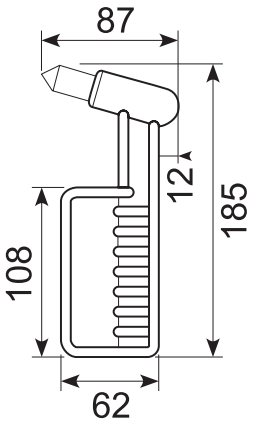

57.PW008A

Nødhammer med stålindlæg.

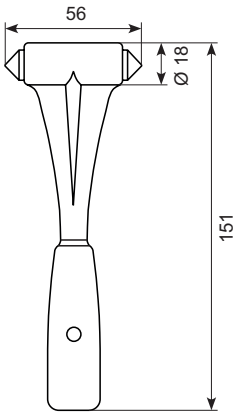

57.699

Nødhammer med holder og 1.500 mm kabel.

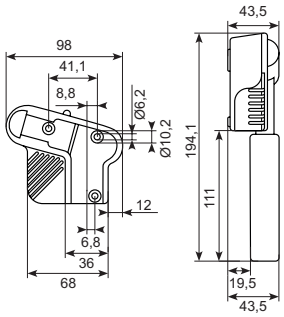

57.698

Beslag til nødhammer 57.697K.

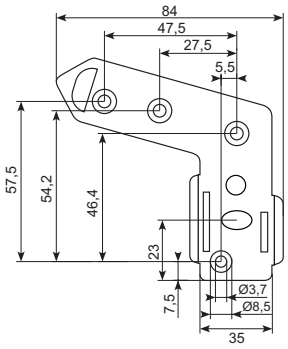

57.PW010

Grå beslag til nødhammer 57.PW008A.



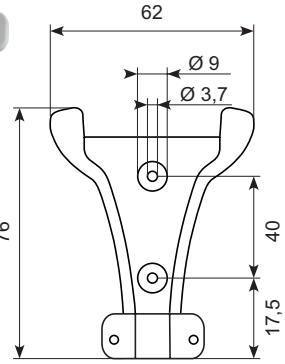

57.STP40D-SSCL40DA

Mekanisk nødstop Ø40 mm. For dobbelt glas.
Inkl. 57.DTC-DA: 2 sider instruktionsklistermærker på dansk.
Kontakt os for andre sprog

BIBUS SINDBY A/S
Edisonvej 11
DK-7100 Vejle

Tel. +45 75 88 21 22
Fax +45 75 88 21 21
bibus@bibus.dk
www.bibus-sindby.dk